

MIL STD 461E/ F

Declaration of Conformity

For

Model Number:

EMilW2400 TR-V1 / EMilW2400 TR-V1

Trade Name: iTech Company LLC

Issued to

iTech Company LLC

42978 Osgood Road Fremont, CA 94539 USA



i-Tech Company LLC

TOLL FREE: (888) 483-2418 - EMAIL: nfo@itechlcd.com - WEB: www.iTechLCD.com

2. EUT DESCRIPTION

Product	10.4" Industrial panel PC
Trade Name	iTech
Model Number	EMilW2400 TR-V1 / EMilW2400-TR-V1-H
Model Discrepancy	EMilW2400 TR-V1 / EMilW2400-TR-V1-H Marketing difference

Remark: for more details, please refer to the User's manual of the EUT.

3. TEST METHODOLOGY

All tests were performed in accordance with the procedure documented in MIL STD 461E/ F.

4. INSTRUMENT AND CALIBRATION

4.1 MEASURING INSTRUMENT CALIBRATION

The measuring equipment, which was utilized in performing the tests documented herein, has been calibrated in accordance with the manufacturer's recommendations for utilizing calibration equipment, which is traceable to recognized national standards.

4.2 MEASUREMENT EQUIPMENT USED

Equipment Used for Emissions Measurement

CE101 (966 Chamber B)				
Name of Equipment	Manufacturer	Model	Serial Number	Calibration Due
Spectrum Analyzer	Agilent	E4446A	MY43360131	02/25/2010
Coaxial Cable	Huber Suhner	SUCOFLEX	001	07/01/2010
LISN	R&S	AT/A38	8448773	10/27/2009
RF Current Probe	FCC	F-12	318	05/10/2010
Site NSA	CCS	N/A	N/A	01/02/2010
Software	Turbo C++			

6. SETUP OF EQUIPMENT UNDER TEST

6.1 SETUP CONFIGURATION OF EUT

See test photographs attached in Appendix 1 for the actual connections between EUT and support equipment.

6.2 PHOTOGRAPHS OF EUT

See test photographs attached in Appendix 2 for the EUT's internal structure.

6.3 SUPPORT EQUIPMENT

No.	Device Type	Brand	Model	Series No.	FCC ID	Data Cable	Power Cord
1	NA	NA	NA	NA	NA	NA	NA

Remarks:

- 1. All the above equipment/cables were placed in worse case positions to maximize emission signals during emission test.*
- 2. Grounding was established in accordance with the manufacturer's requirements and conditions for the intended use.*

6.4 TEST SETUP

The equipment under test was configured in normal operation continuously. EUT tends to maximize its emission characteristics in a typical application for conducted emission measurement. The EUT was active during the conducted emission measurements.

7. MIL STD 461E/ F REQUIREMENTS

7.1 CE101, conducted emissions, power leads, 30 Hz to 10 kHz

This requirement is applicable for power leads, including returns, that obtain power from other sources not part of the EUT for surface ships, submarines, Army aircraft[&] (including flight line) and Navy aircraft^{*[&]}

^{*}For equipment intended to be installed on Navy aircraft, this requirement is applicable only for aircraft with Anti-Submarine Warfare (ASW) capability.

[&]For AC applications, this requirement is applicable starting at the second harmonic of the EUT power frequency.

Conducted emissions on power leads shall not exceed the applicable values shown on Figures CE101-1 through CE101-3, as appropriate, for submarines and Figure CE101-4 for Army aircraft (including flight line) and Navy ASW aircraft.

LIMIT

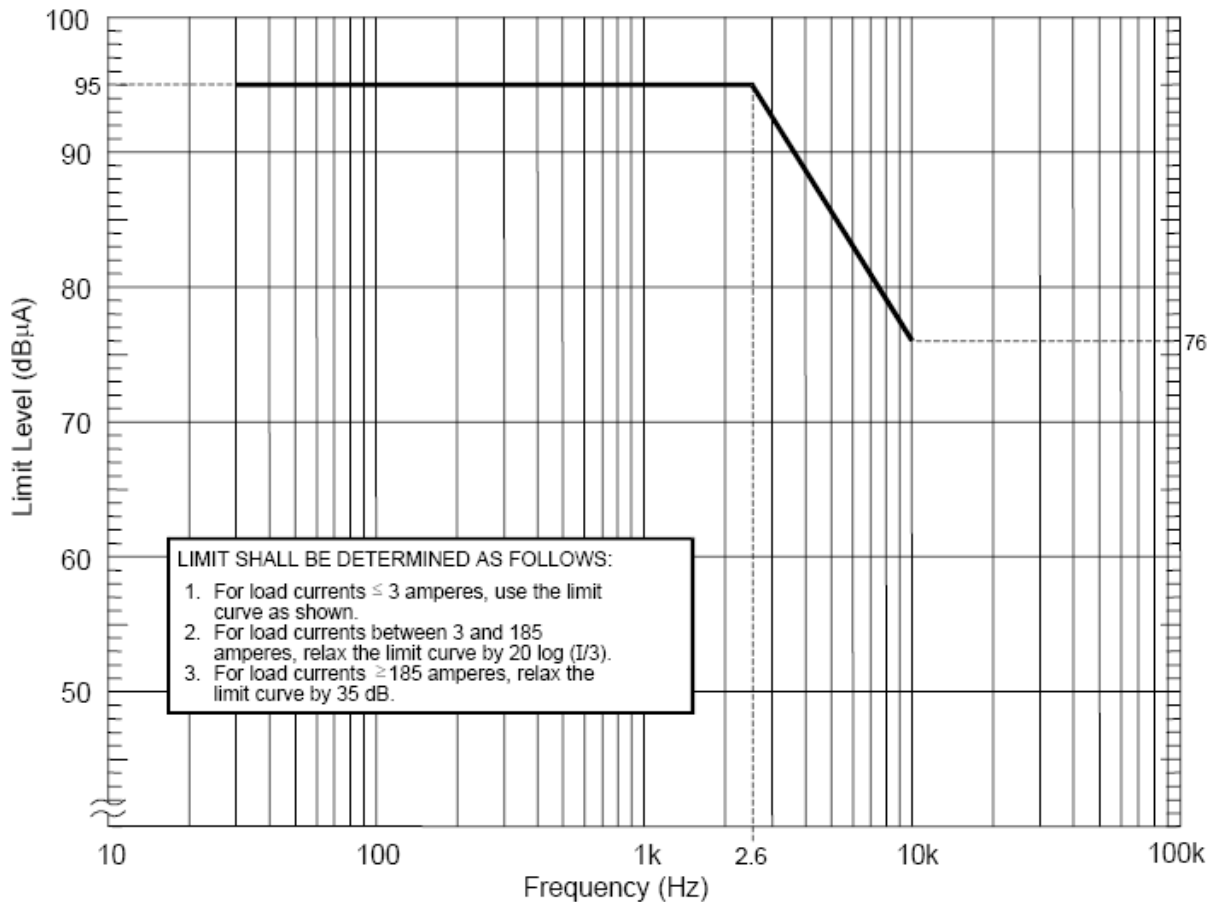


FIGURE CE101-1. CE101 limit for submarine applications, DC.

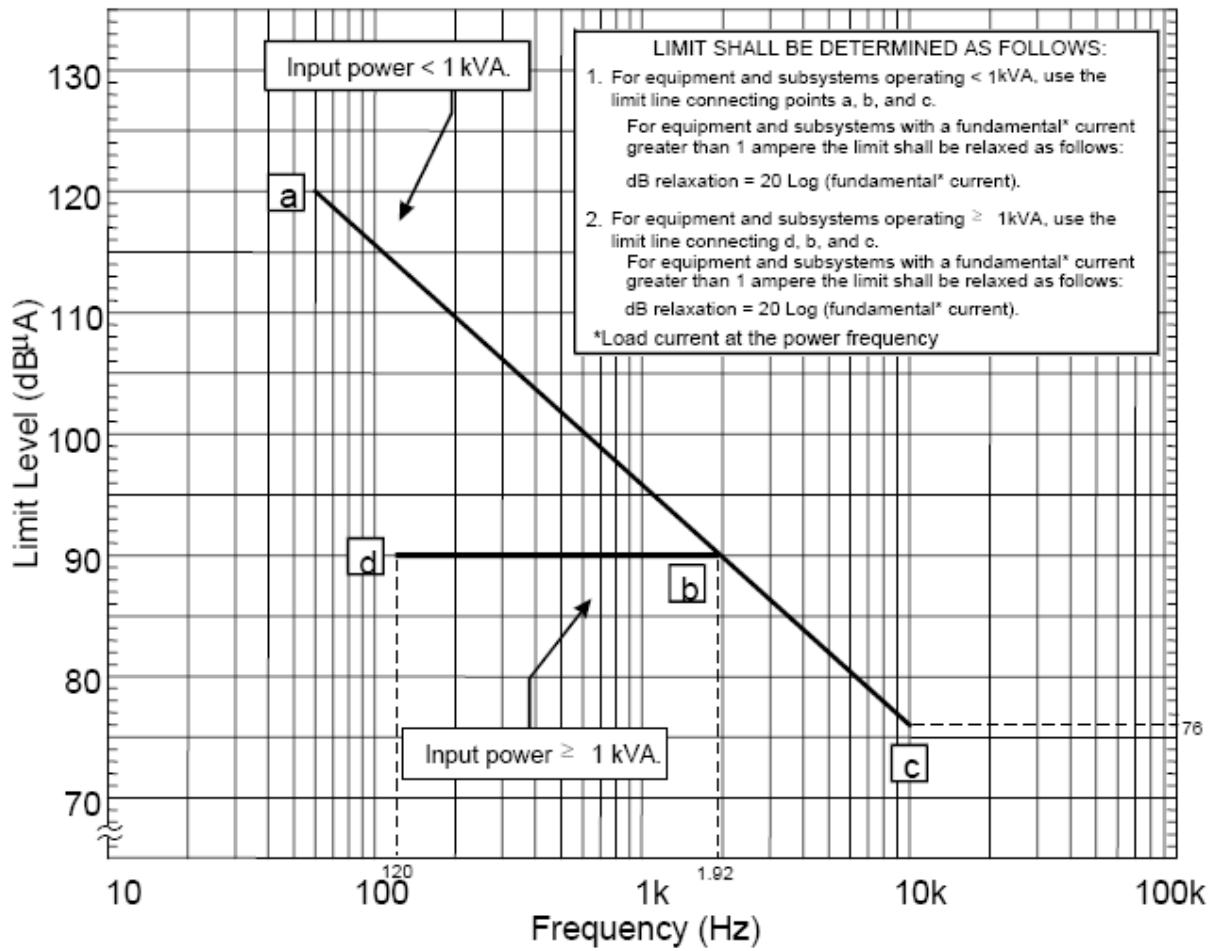


FIGURE CE101-2. CE101 limit for submarine applications, 60Hz.

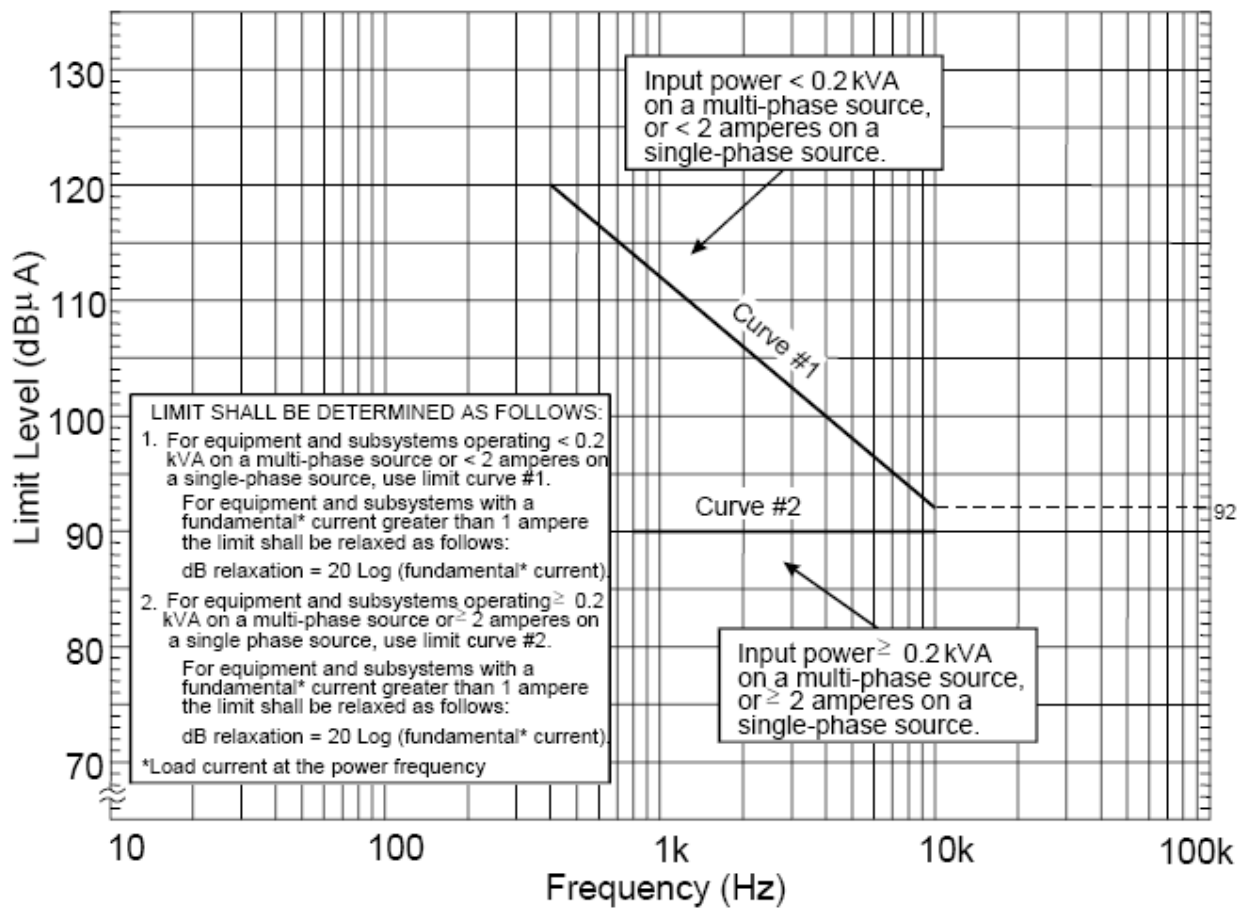


FIGURE CE101-3. CE101 limit for submarine applications, 400 Hz.

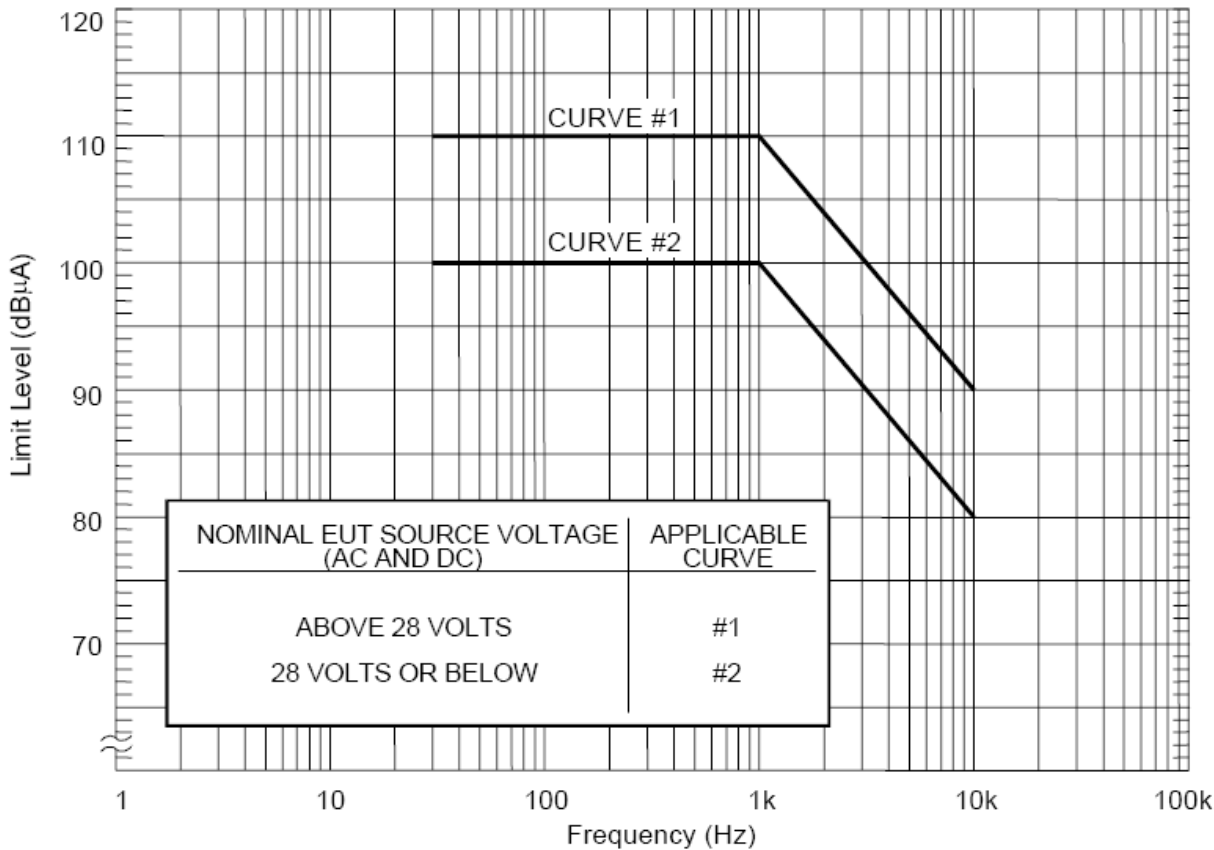


FIGURE CE101-4. CE101 limit for Navy ASW aircraft and Army aircraft (including flight line) applications.

TEST CONFIGURATION

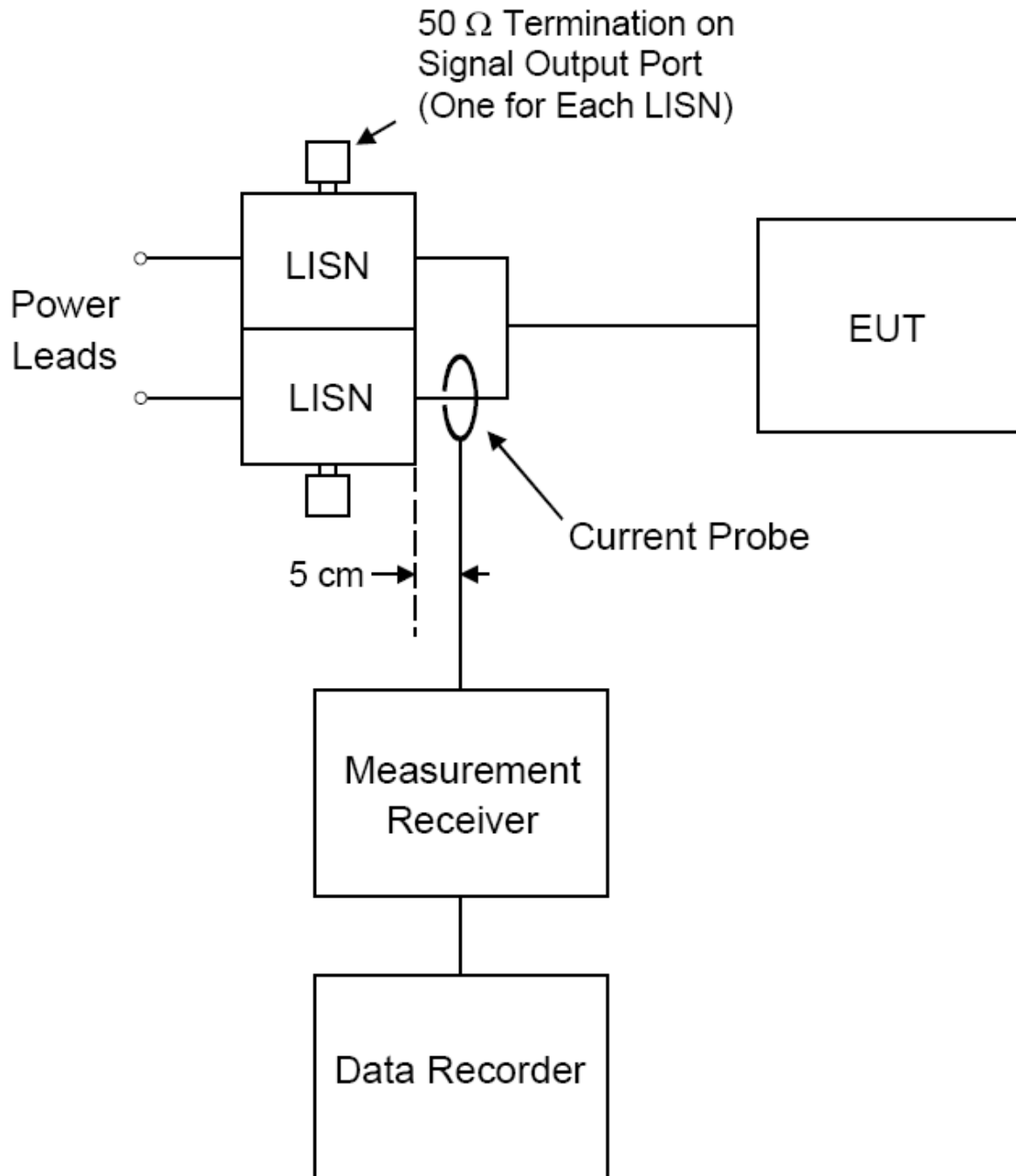


FIGURE CE101-5. Measurement setup.

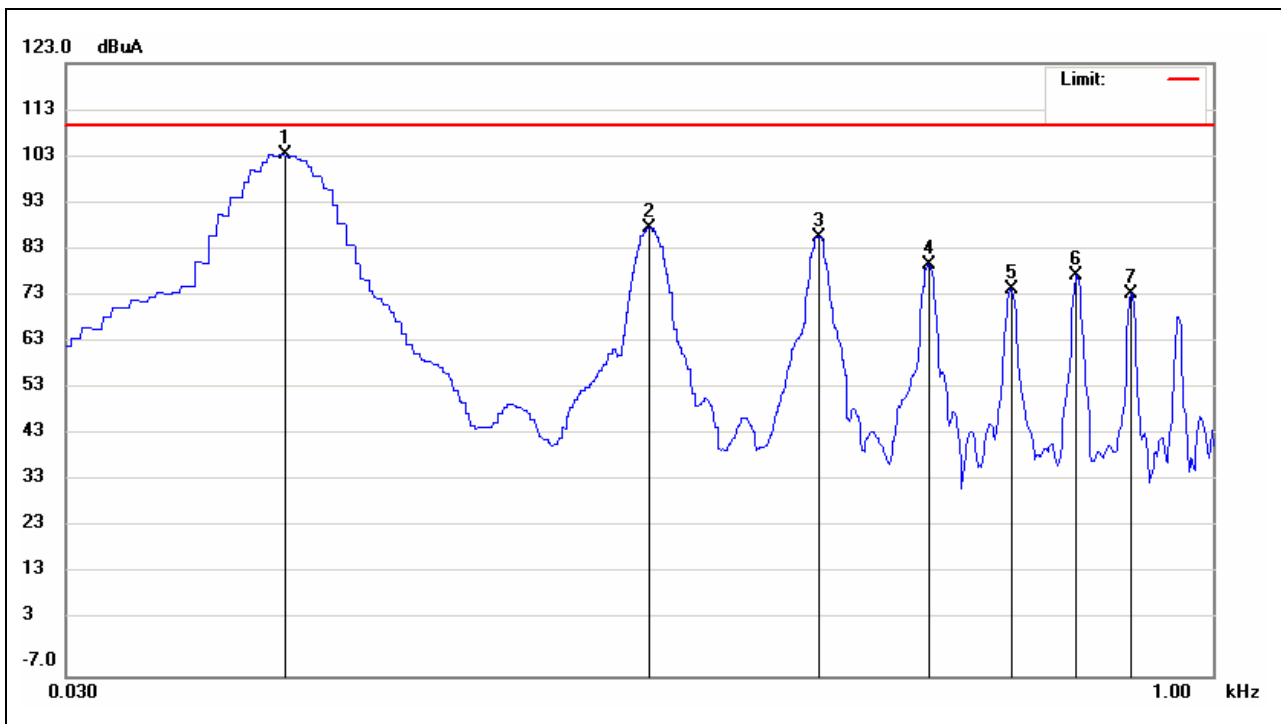
TEST PROCEDURE

The magnetic emission of EUT representative of its type shall be tested by the method(s) according to MIL STD 461E/ F.

Note: During the test, EUT only.

TEST RESULTS*No non-compliance noted***Test Data****30Hz-1kHz-L1**

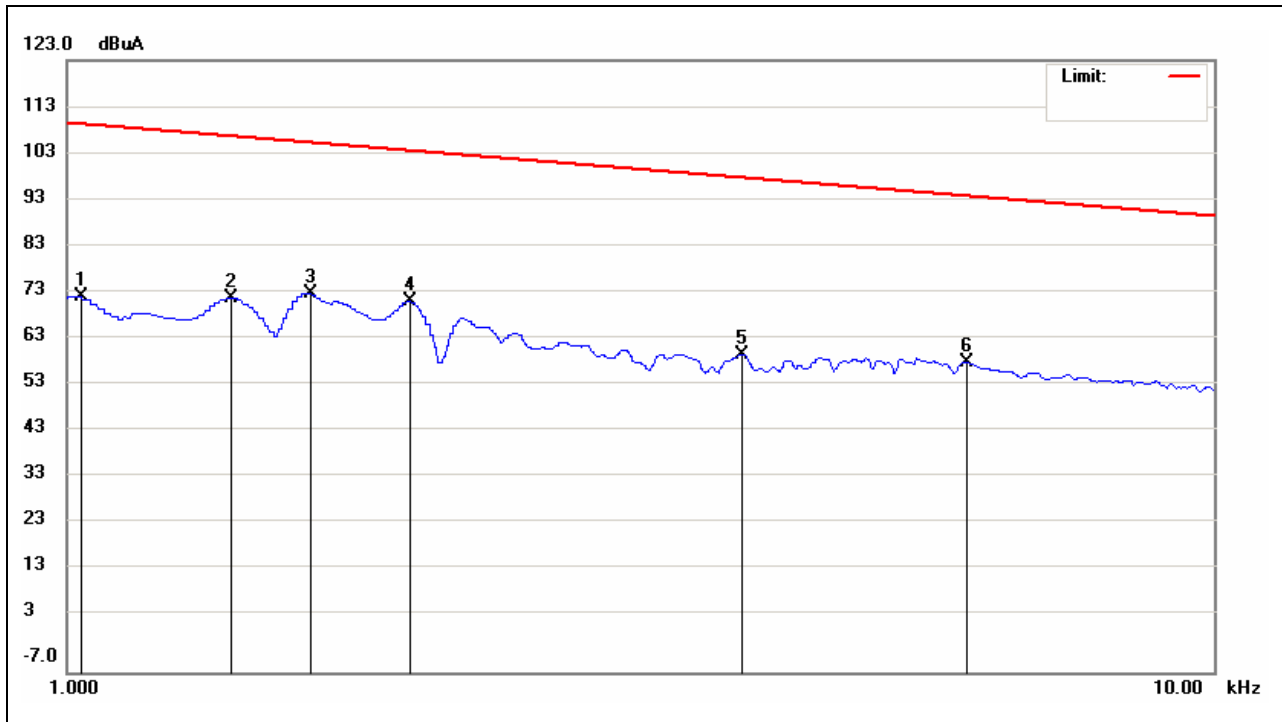
Job No.:	90608001	Polarization:	N
Standard:	MIL-STD-461E/F CE101	Power Source:	AC 240V/60Hz
	navy&army(above		
28V) Test item:	Conduction Test	Date:	2009/8/25
Temp.(°C)/Hum.(%):	22(°C)/51%	Time:	下午 01:30:05
Company:	iTech.	Engineer	Skyman
		Signature:	
Trade Name:	iTech	Distance:	
Model:	EMiIW2400 TR-V1	RBW: 0.01kHz	VBW: 0.01kHz
	EMiIW2400-TR-V1-H		
Description:	EUT only		



No.	Frequency (KHz)	Reading (dBuA)	Factor (dB)	Result (dBuA)	Limit (dBuA)	Margin (dB)	Detector	P/F	Remark
1	0.0590	37.61	66.02	103.63	110.00	-6.37	peak	P	
2	0.1790	31.90	56.33	88.23	110.00	-21.77	peak	P	
3	0.3000	33.18	53.02	86.20	110.00	-23.80	peak	P	
4	0.4200	29.75	50.46	80.21	110.00	-29.79	peak	P	
5	0.5390	26.52	48.53	75.05	110.00	-34.95	peak	P	
6	0.6590	30.21	47.84	78.05	110.00	-31.95	peak	P	
7	0.7790	27.06	47.15	74.21	110.00	-35.79	peak	P	

1kHz-10kHz-L1

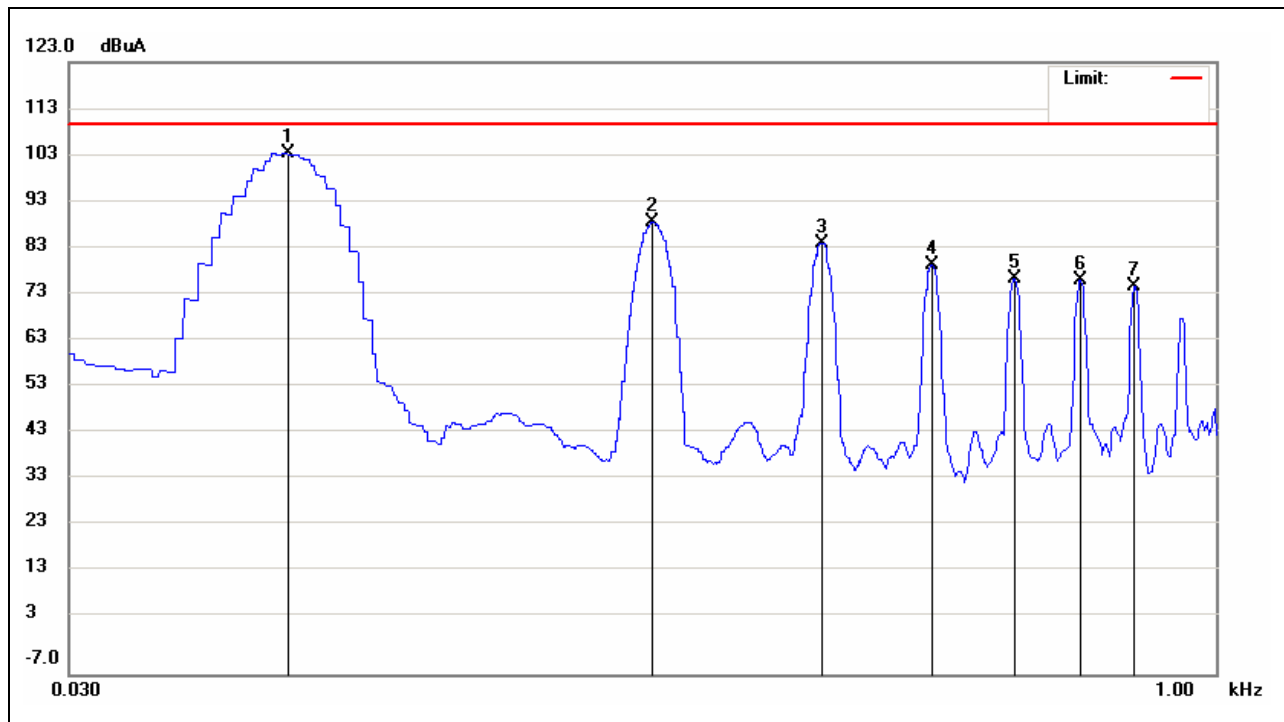
Job No.:	90608001	Polarization:	N
Standard:	MIL-STD-461E/F CE101 navy&army(above 28V)	Power Source:	AC 240V/60Hz
Test item:	Conduction Test	Date:	2009/8/25
Temp.(°C)/Hum.(%):	22(°C)/51%	Time:	下午 01:34:29
Company:	iTech.	Engineer	Skyman
		Signature:	
Trade Name:	iTech	Distance:	
Model:	EMiIW2400 TR-V1 EMiIW2400-TR-V1-H	RBW: 0.1kHz	VBW: 0.1kHz
Description:	EUT only		



No.	Frequency (KHz)	Reading (dBuA)	Factor (dB)	Result (dBuA)	Limit (dBuA)	Margin (dB)	Detector	P/F	Remark
1	1.0300	26.94	45.83	72.77	109.74	-36.97	peak	P	
2	1.3900	27.09	45.36	72.45	107.14	-34.69	peak	P	
3	1.6300	28.48	45.04	73.52	105.76	-32.24	peak	P	
4	1.9900	27.26	44.57	71.83	104.02	-32.19	peak	P	
5	3.8800	16.29	44.22	60.51	98.22	-37.71	peak	P	
6	6.0700	14.88	43.98	58.86	94.34	-35.48	peak	P	

30Hz-1kHz-L2

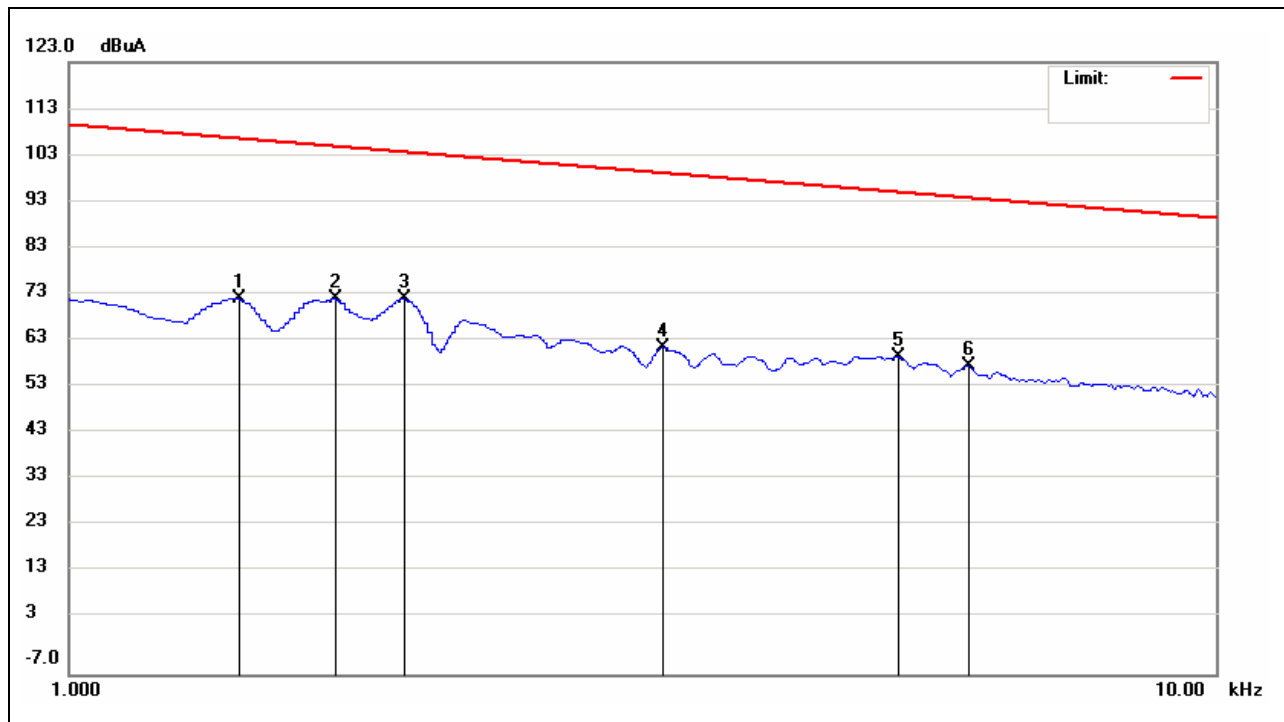
Job No.:	90608001	Polarization:	N
Standard:	MIL-STD-461E/F CE101 navy&army(above 28V)	Power Source:	AC 240V/60Hz
Test item:	Conduction Test	Date:	2009/8/25
Temp.(°C)/Hum.(%):	22(°C)/51%	Time:	下午 01:44:30
Company:	iTech	Engineer	Skyman
		Signature:	
Trade Name:	iTech	Distance:	
Model:	EMiIW2400 TR-V1 EMiIW2400-TR-V1-H	RBW: 0.01kHz	VBW: 0.01kHz
Description:	EUT only		



No.	Frequency (KHz)	Reading (dBuA)	Factor (dB)	Result (dBuA)	Limit (dBuA)	Margin (dB)	Detector	P/F	Remark
1	0.0590	37.57	66.02	103.59	110.00	-6.41	peak	P	
2	0.1790	32.63	56.33	88.96	110.00	-21.04	peak	P	
3	0.3000	31.60	53.02	84.62	110.00	-25.38	peak	P	
4	0.4200	29.47	50.46	79.93	110.00	-30.07	peak	P	
5	0.5390	28.57	48.53	77.10	110.00	-32.90	peak	P	
6	0.6600	28.98	47.84	76.82	110.00	-33.18	peak	P	
7	0.7800	28.28	47.14	75.42	110.00	-34.58	peak	P	

1kHz-10kHz-L2

Job No.:	90608001	Polarization:	N
Standard:	MIL-STD-461E/F CE101 navy&army(above 28V)	Power Source:	AC 240V/60Hz
Test item:	Conduction Test	Date:	2009/8/25
Temp.(°C)/Hum.(%):	22(°C)/51%	Time:	下午 01:41:46
Company:	iTech	Engineer	Skyman
		Signature:	
Trade Name:	iTech	Distance:	
Model:	EMiIW2400 TR-V1 EMiIW2400-TR-V1-H	RBW: 0.1kHz	VBW: 0.1kHz
Description:	EUT only		



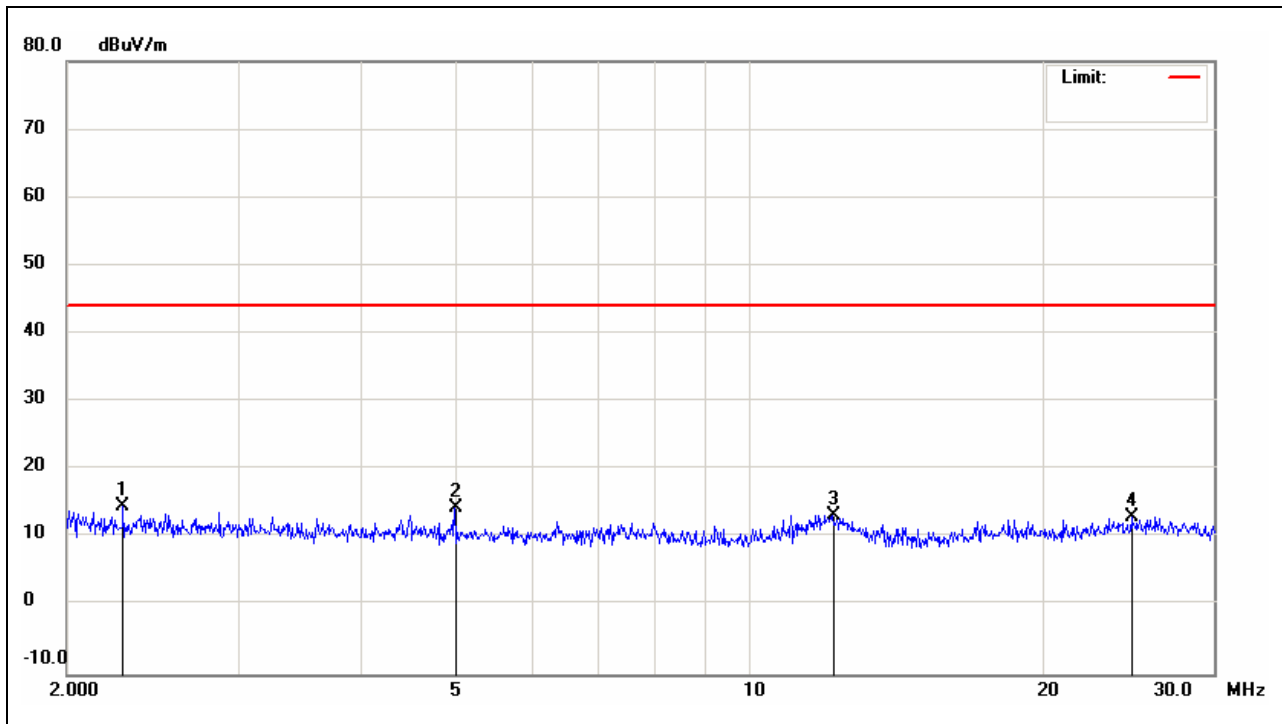
No.	Frequency (KHz)	Reading (dBuA)	Factor (dB)	Result (dBuA)	Limit (dBuA)	Margin (dB)	Detector	P/F	Remark
1	1.4050	27.50	45.34	72.84	107.05	-34.21	peak	P	
2	1.7050	27.77	44.95	72.72	105.37	-32.65	peak	P	
3	1.9600	28.07	44.61	72.68	104.15	-31.47	peak	P	
4	3.2950	18.14	44.32	62.46	99.64	-37.18	peak	P	
5	5.2750	16.41	44.00	60.41	95.56	-35.15	peak	P	
6	6.0700	14.45	43.98	58.43	94.34	-35.91	peak	P	

TEST RESULTS

No non-compliance noted

2MHz-30MHz-Vertical

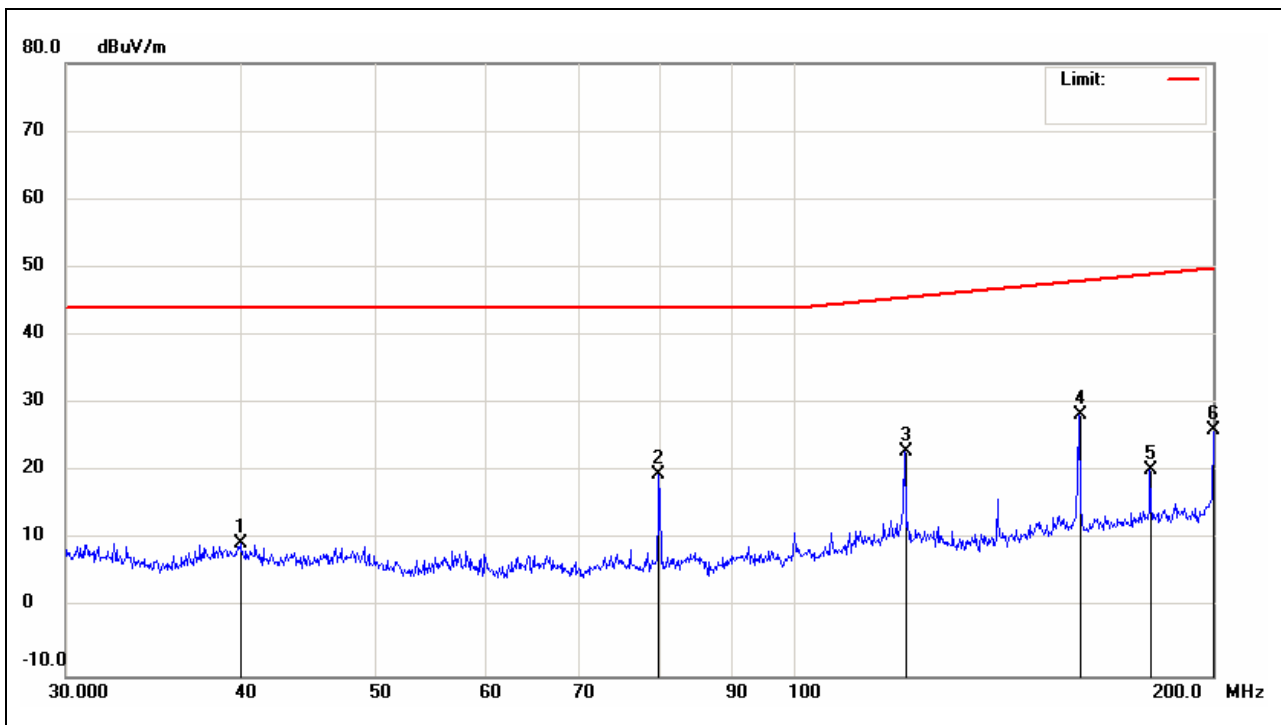
Job No.:	90608001	Polarization:	Vertical
Standard:	MIL-STD-461E/F RE102 Navy fixed&Air force	Power Source:	DC 12V
Test item:	Radiation Test	Date:	2009/8/17
Temp.(°C)/Hum.(%):	22(°C)/51%	Time:	下午 04:56:49
Company:	iTech	Engineer	Chris
Trade Name:	iTech	Signature:	
Model:	EMiIW2400 TR-V1 EMiIW2400-TR-V1-H	Distance:	1m
Description:	EUT only	RBW: 10kHz	VBW: 10kHz



No.	Frequency (MHz)	Reading (dBuV)	Factor (dB)	Result (dBuV/m)	Limit (dBuV/m)	Margin (dB)	Detector	P/F	Remark
1	2.2838	23.95	-9.34	14.61	44.00	-29.39	peak	P	
2	4.9952	23.51	-9.00	14.51	44.00	-29.49	peak	P	
3	12.1754	22.45	-9.06	13.39	44.00	-30.61	peak	P	
4	24.6855	20.39	-7.33	13.06	44.00	-30.94	peak	P	

30MHz-200MHz-Vertical

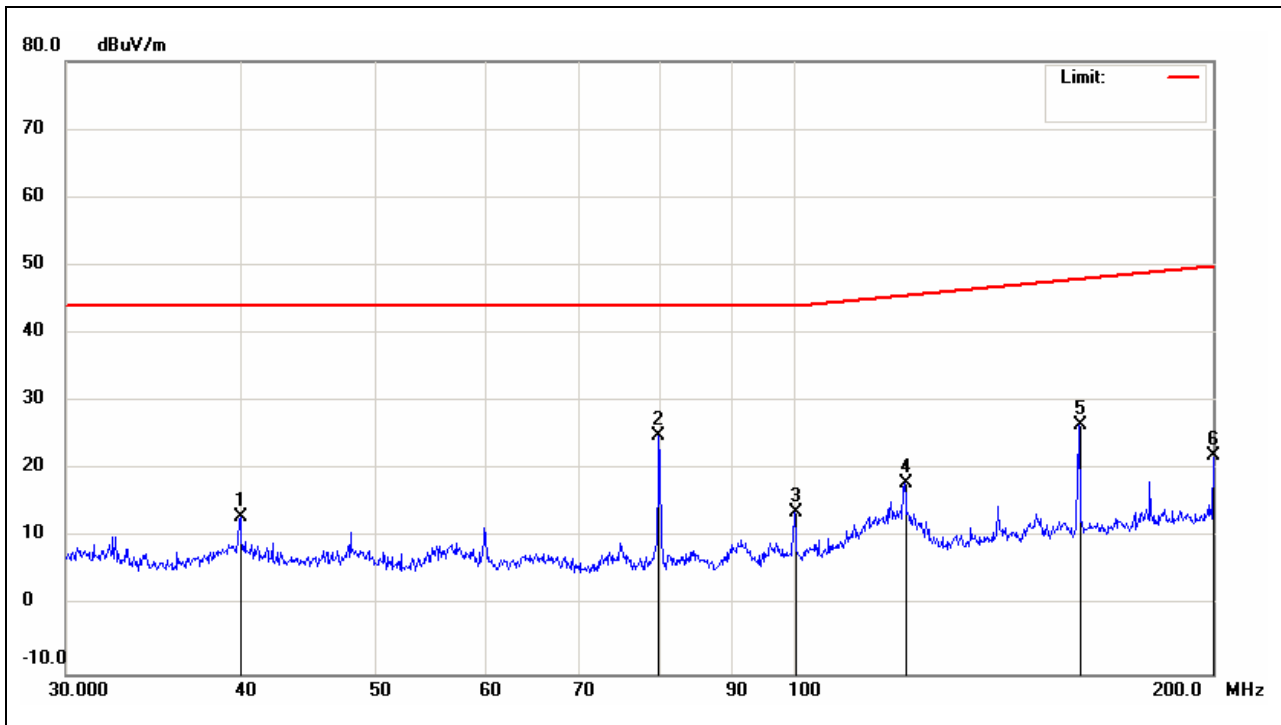
Job No.:	90608001	Polarization:	Vertical
Standard:	MIL-STD-461E/F RE102 Navy fixed&Air force	Power Source:	DC 12V
Test item:	Radiation Test	Date:	2009/8/17
Temp.(°C)/Hum.(%):	22(°C)/51%	Time:	下午 04:27:06
Company:	iTech.	Engineer	Chris
		Signature:	
Trade Name:	iTech	Distance:	1m
Model:	EMiIW2400 TR-V1 EMiIW2400-TR-V1-H	RBW: 100kHz	VBW: 100kHz
Description:	EUT only		



No.	Frequency (MHz)	Reading (dBuV)	Factor (dB)	Result (dBuV/m)	Limit (dBuV/m)	Margin (dB)	Detector	P/F	Remark
1	40.0272	31.30	-21.84	9.46	44.00	-34.54	peak	P	
2	79.9985	43.06	-23.46	19.60	44.00	-24.40	peak	P	
3	120.0601	44.69	-21.67	23.02	45.58	-22.56	peak	P	
4	160.1890	47.84	-19.45	28.39	48.08	-19.69	peak	P	
5	180.1835	38.95	-18.58	20.37	49.10	-28.73	peak	P	
6	200.0000	43.37	-17.33	26.04	50.01	-23.97	peak	P	

30MHz-200MHz-Horizontal

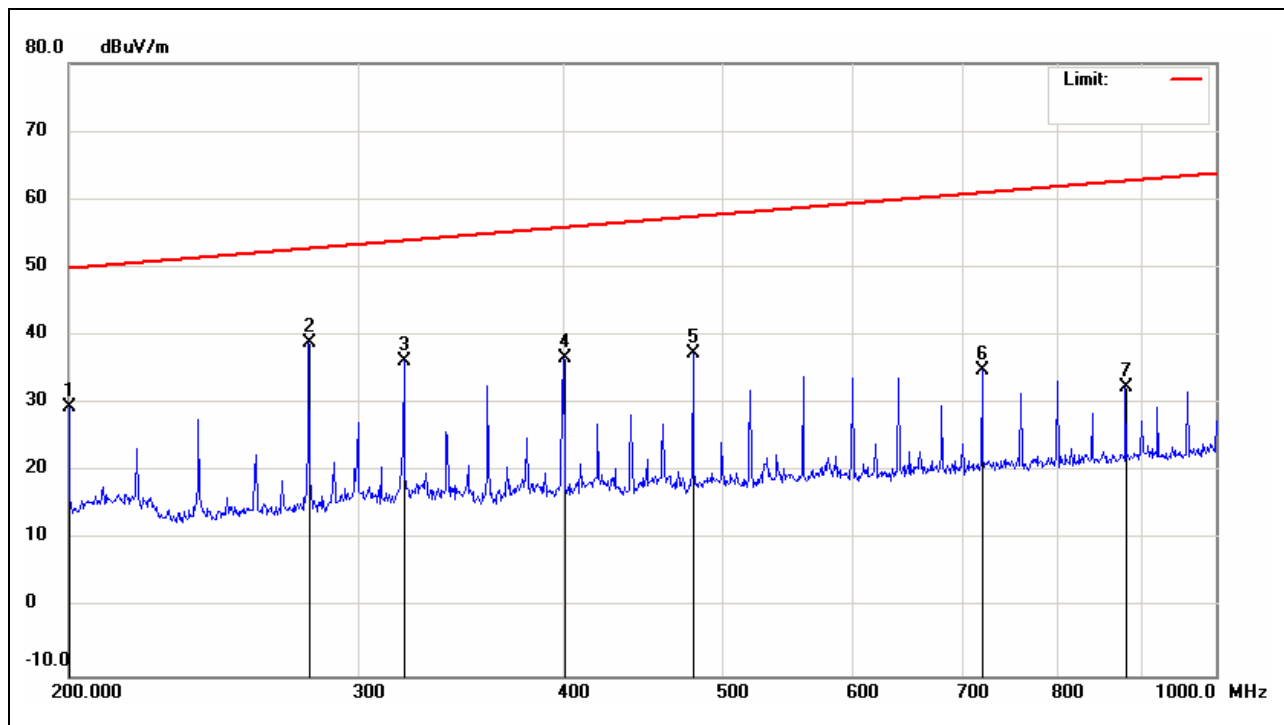
Job No.:	90608001	Polarization:	Horizontal
Standard:	MIL-STD-461E/F RE102 Navy fixed&Air force	Power Source:	DC 12V
Test item:	Radiation Test	Date:	2009/8/17
Temp.(°C)/Hum.(%):	22(°C)/51%	Time:	下午 04:30:53
Company:	iTech.	Engineer	Chris
		Signature:	
Trade Name:	iTech	Distance:	1m
Model:	EMiIW2400 TR-V1 EMiIW2400-TR-V1-H	RBW: 100kHz	VBW: 100kHz
Description:	EUT only		



No.	Frequency (MHz)	Reading (dBuV)	Factor (dB)	Result (dBuV/m)	Limit (dBuV/m)	Margin (dB)	Detector	P/F	Remark
1	40.0272	34.84	-21.84	13.00	44.00	-31.00	peak	P	
2	79.9985	48.52	-23.46	25.06	44.00	-18.94	peak	P	
3	100.0699	36.70	-22.88	13.82	44.01	-30.19	peak	P	
4	120.0601	39.72	-21.67	18.05	45.58	-27.53	peak	P	
5	160.1890	45.93	-19.45	26.48	48.08	-21.60	peak	P	
6	200.0000	39.44	-17.33	22.11	50.01	-27.90	peak	P	

200MHz-1GHz-Vertical

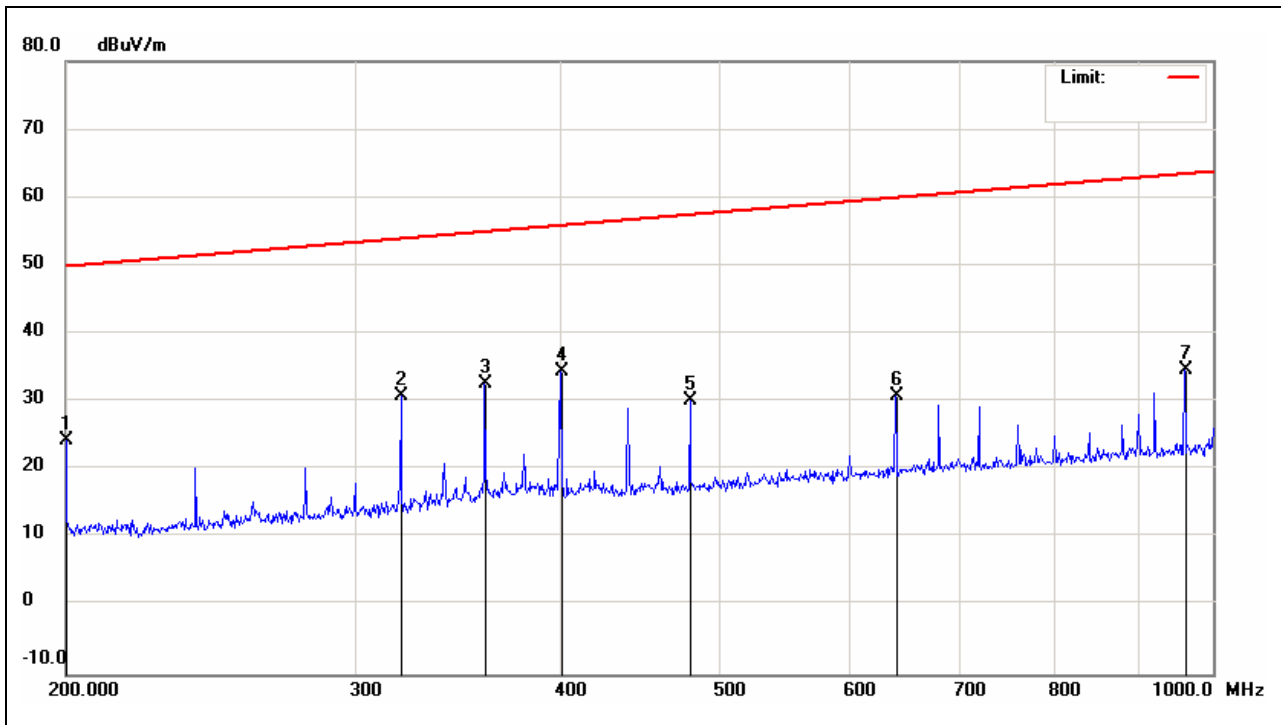
Job No.:	90608001	Polarization:	Vertical
Standard:	MIL-STD-461E/F RE102	Power Source:	DC 12V
	Navy fixed&Air force		
Test item:	Radiation Test	Date:	2009/8/17
Temp.(°C)/Hum.(%):	22(°C)/51%	Time:	下午 04:36:06
Company:	iTech.	Engineer	Chris
		Signature:	
Trade Name:	iTech	Distance:	1m
Model:	EMiIW2400 TR-V1	RBW: 100kHz	VBW: 100kHz
	EMiIW2400-TR-V1-H		
Description:	EUT only		



No.	Frequency (MHz)	Reading (dBuV)	Factor (dB)	Result (dBuV/m)	Limit (dBuV/m)	Margin (dB)	Detector	P/F	Remark
1	200.0000	46.88	-17.33	29.55	50.01	-20.46	peak	P	
2	279.9721	56.28	-17.26	39.02	52.92	-13.90	peak	P	
3	319.9847	52.47	-16.30	36.17	54.08	-17.91	peak	P	
4	400.2083	51.19	-14.43	36.76	56.02	-19.26	peak	P	
5	480.0314	50.04	-12.76	37.28	57.59	-20.31	peak	P	
6	720.1287	44.20	-9.33	34.87	61.11	-26.24	peak	P	
7	880.6055	40.05	-7.62	32.43	62.85	-30.42	peak	P	

200MHz-1GHz-Horizontal

Job No.:	90608001	Polarization:	Horizontal
Standard:	MIL-STD-461E/F RE102	Power Source:	DC 12V
	Navy fixed&Air		
force Test item:	Radiation Test	Date:	2009/8/17
Temp.(°C)/Hum.(%):	22(°C)/51%	Time:	下午 04:41:37
Company:	iTech.	Engineer	Chris
		Signature:	
Trade Name:	iTech	Distance:	1m
Model:	EMilW2400 TR-V1	RBW: 100kHz	VBW: 100kHz
	EMilW2400-TR-V1-H		
Description:	EUT only		

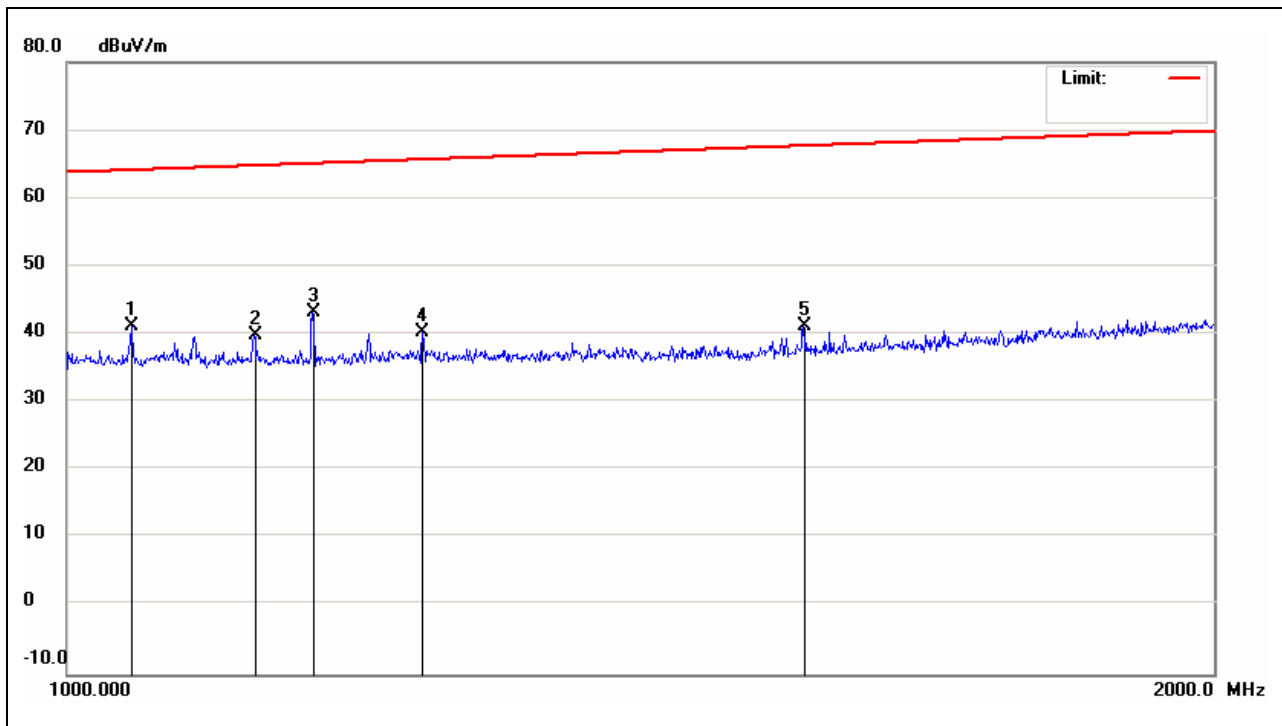


No.	Frequency (MHz)	Reading (dBuV)	Factor (dB)	Result (dBuV/m)	Limit (dBuV/m)	Margin (dB)	Detector	P/F	Remark
1	200.0000	41.63	-17.33	24.30	50.01	-25.71	peak	P	
2	319.9847	47.07	-16.30	30.77	54.08	-23.31	peak	P	
3	359.8770	48.02	-15.29	32.73	55.10	-22.37	peak	P	
4	400.2083	48.76	-14.43	34.33	56.02	-21.69	peak	P	
5	480.0314	42.86	-12.76	30.10	57.59	-27.49	peak	P	
6	640.3027	41.06	-10.28	30.78	60.09	-29.31	peak	P	
7	960.5628	41.52	-6.94	34.58	63.60	-29.02	peak	P	

Antenna to EUT

1GHz-2GHz-Vertical

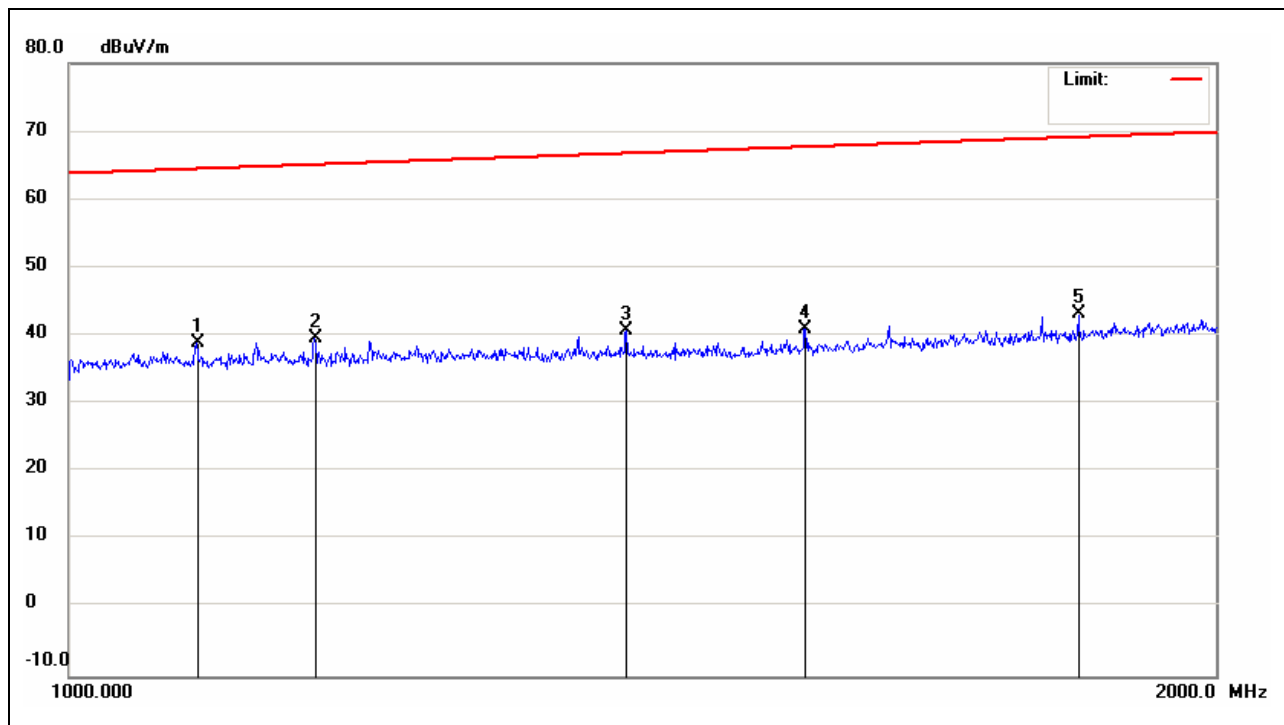
Job No.:	90608001	Polarization:	Vertical
Standard:	MIL-STD-461E/F RE102	Power Source:	DC 12V
	Navy fixed&Air force		
Test item:	Radiation Test	Date:	2009/8/17
Temp.(°C)/Hum.(%):	22(°C)/51%	Time:	下午 05:58:29
Company:	iTech.	Engineer	Chris
		Signature:	
Trade Name:	iTech	Distance:	1m
Model:	EMiIW2400 TR-V1	RBW: 1000kHz	VBW: 1000kHz
	EMiIW2400-TR-V1-H		
Description:	EUT only		



No.	Frequency (MHz)	Reading (dBuV)	Factor (dB)	Result (dBuV/m)	Limit (dBuV/m)	Margin (dB)	Detector	P/F	Remark
1	1039.5794	49.42	-8.25	41.17	64.29	-23.12	peak	P	
2	1119.6129	47.91	-8.15	39.76	64.93	-25.17	peak	P	
3	1159.8997	51.41	-8.10	43.31	65.24	-21.93	peak	P	
4	1239.7077	48.35	-7.99	40.36	65.82	-25.46	peak	P	
5	1560.4910	48.30	-7.10	41.20	67.81	-26.61	peak	P	

1GHz-2GHz-Horizontal

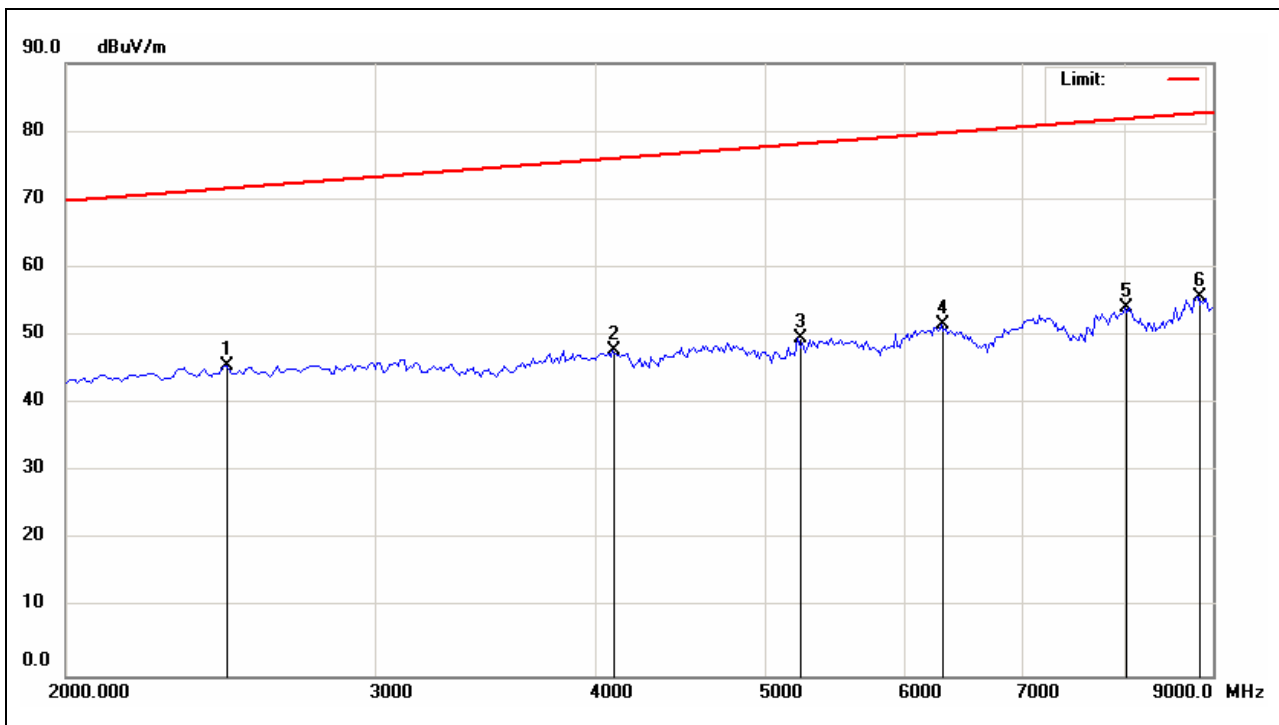
Job No.:	90608001	Polarization:	Horizontal
Standard:	MIL-STD-461E/F RE102	Power Source:	DC 12V
	Navy fixed&Air force		
Test item:	Radiation Test	Date:	2009/8/17
Temp.(°C)/Hum.(%):	22(°C)/51%	Time:	下午 05:55:44
Company:	iTech.	Engineer	Chris
		Signature:	
Trade Name:	iTech	Distance:	1m
Model:	EMilW2400 TR- V1EMilW2400-TR-V1-H	RBW: 1000kHz	VBW: 1000kHz
Description:	EUT only		



No.	Frequency (MHz)	Reading (dBuV)	Factor (dB)	Result (dBuV/m)	Limit (dBuV/m)	Margin (dB)	Detector	P/F	Remark
1	1079.9766	47.13	-8.20	38.93	64.62	-25.69	peak	P	
2	1159.8997	47.82	-8.10	39.72	65.24	-25.52	peak	P	
3	1400.5563	48.45	-7.79	40.66	66.87	-26.21	peak	P	
4	1559.4097	48.07	-7.11	40.96	67.80	-26.84	peak	P	
5	1840.3753	47.59	-4.49	43.10	69.24	-26.14	peak	P	

2GHz-9GHz-Vertical

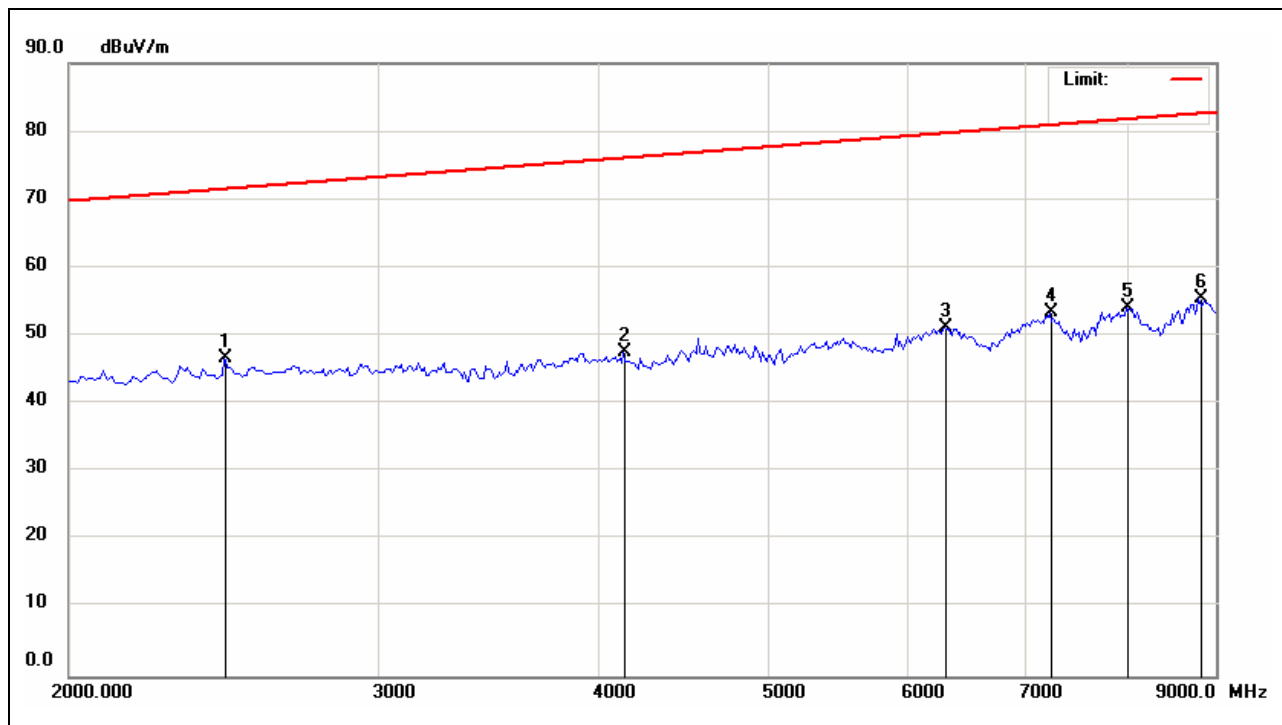
Job No.:	90608001	Polarization:	Vertical
Standard:	MIL-STD-461E/F RE102	Power Source:	DC 12V
	Navy fixed&Air force		
Test item:	Radiation Test	Date:	2009/8/17
Temp.(°C)/Hum.(%):	22(°C)/51%	Time:	下午 05:37:33
Company:	iTech.	Engineer	Chris
		Signature:	
Trade Name:	iTech	Distance:	1m
Model:	EMilW2400 TR-V1/ EMilW2400-TR-V1-H	RBW: 1000kHz	VBW: 1000kHz
Description:	EUT only		



No.	Frequency (MHz)	Reading (dBuV)	Factor (dB)	Result (dBuV/m)	Limit (dBuV/m)	Margin (dB)	Detector	P/F	Remark
1	2466.6667	50.00	-4.38	45.62	71.78	-26.16	peak	P	
2	4100.0000	50.61	-2.86	47.75	76.18	-28.43	peak	P	
3	5231.6667	51.48	-1.77	49.71	78.29	-28.58	peak	P	
4	6305.0000	51.93	-0.33	51.60	79.91	-28.31	peak	P	
5	8031.6667	51.32	2.73	54.05	82.01	-27.96	peak	P	
6	8825.0000	50.29	5.29	55.58	82.82	-27.24	peak	P	

2GHz-9GHz-Horizontal

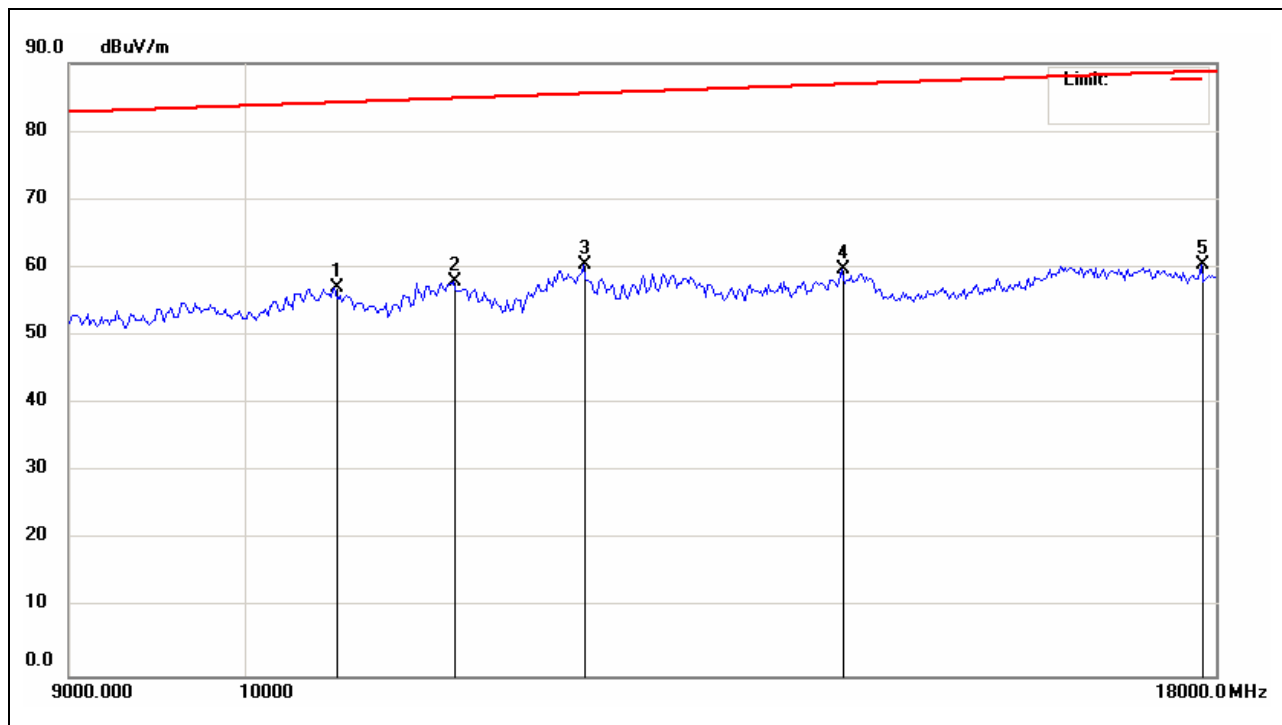
Job No.:	90608001	Polarization:	Horizontal
Standard:	MIL-STD-461E/F RE102	Power Source:	DC 12V
	Navy fixed&Air force		
Test item:	Radiation Test	Date:	2009/8/17
Temp.(°C)/Hum.(%):	22(°C)/51%	Time:	下午 05:43:52
Company:	iTech	Engineer	Chris
		Signature:	
Trade Name:	iTech	Distance:	1m
Model:	EMiIW2400 TR-V1	RBW: 1000kHz	VBW: 1000kHz
	EMiIW2400-TR-V1-H		
Description:	EUT only		



No.	Frequency (MHz)	Reading (dBuV)	Factor (dB)	Result (dBuV/m)	Limit (dBuV/m)	Margin (dB)	Detector	P/F	Remark
1	2455.0000	51.08	-4.42	46.66	71.74	-25.08	peak	P	
2	4146.6667	50.43	-2.79	47.64	76.28	-28.64	peak	P	
3	6316.6667	51.44	-0.32	51.12	79.93	-28.81	peak	P	
4	7250.0000	51.99	1.45	53.44	81.12	-27.68	peak	P	
5	8008.3333	51.53	2.67	54.20	81.98	-27.78	peak	P	
6	8801.6667	50.35	5.19	55.54	82.80	-27.26	peak	P	

9GHz-18GHz-Vertical

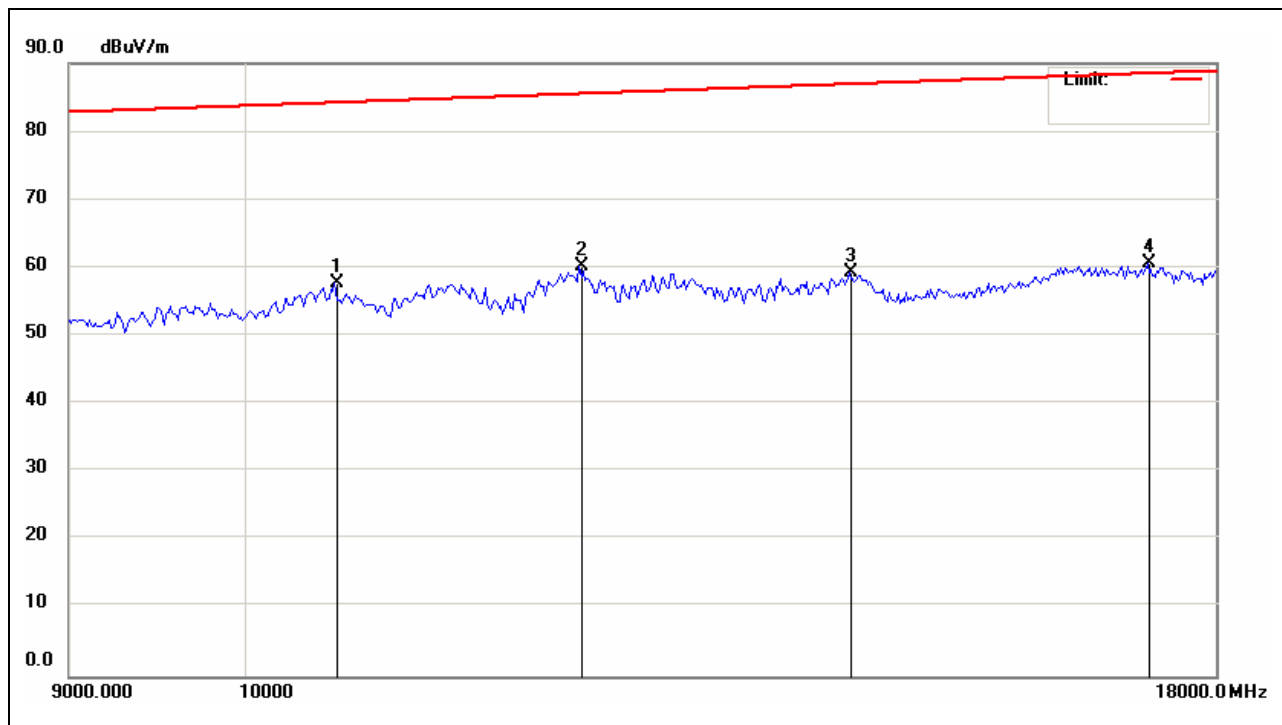
Job No.:	90608001	Polarization:	Vertical
Standard:	MIL-STD-461E/F RE102	Power Source:	DC 12V
	Navy fixed&Air force		
Test item:	Radiation Test	Date:	2009/8/17
Temp.(°C)/Hum.(%):	22(°C)/51%	Time:	下午 05:40:38
Company:	iTech	Engineer	Chris
		Signature:	
Trade Name:	iTech	Distance:	1m
Model:	EMiIW2400 TR-V1	RBW: 1000kHz	VBW: 1000kHz
	EMiIW2400-TR-V1-H		
Description:	EUT only		



No.	Frequency (MHz)	Reading (dBuV)	Factor (dB)	Result (dBuV/m)	Limit (dBuV/m)	Margin (dB)	Detector	P/F	Remark
1	10575.0000	46.87	10.11	56.98	84.39	-27.41	peak	P	
2	11355.0000	47.26	10.63	57.89	85.01	-27.12	peak	P	
3	12285.0000	48.76	11.63	60.39	85.69	-25.30	peak	P	
4	14355.0000	48.86	10.92	59.78	87.04	-27.26	peak	P	
5	17835.0000	47.57	12.76	60.33	88.92	-28.59	peak	P	

9GHz-18GHz-Horizontal

Job No.:	90608001	Polarization:	Horizontal
Standard:	MIL-STD-461E/F RE102	Power Source:	DC 12V
	Navy fixed&Air force		
Test item:	Radiation Test	Date:	2009/8/17
Temp.(°C)/Hum.(%):	22(°C)/51%	Time:	下午 05:46:56
Company:	iTech	Engineer	Chris
		Signature:	
Trade Name:	iTech	Distance:	1m
Model:	EMiIW2400 TR-V1	RBW: 1000kHz	VBW: 1000kHz
	EMiIW2400-TR-V1-H		
Description:	EUT only		

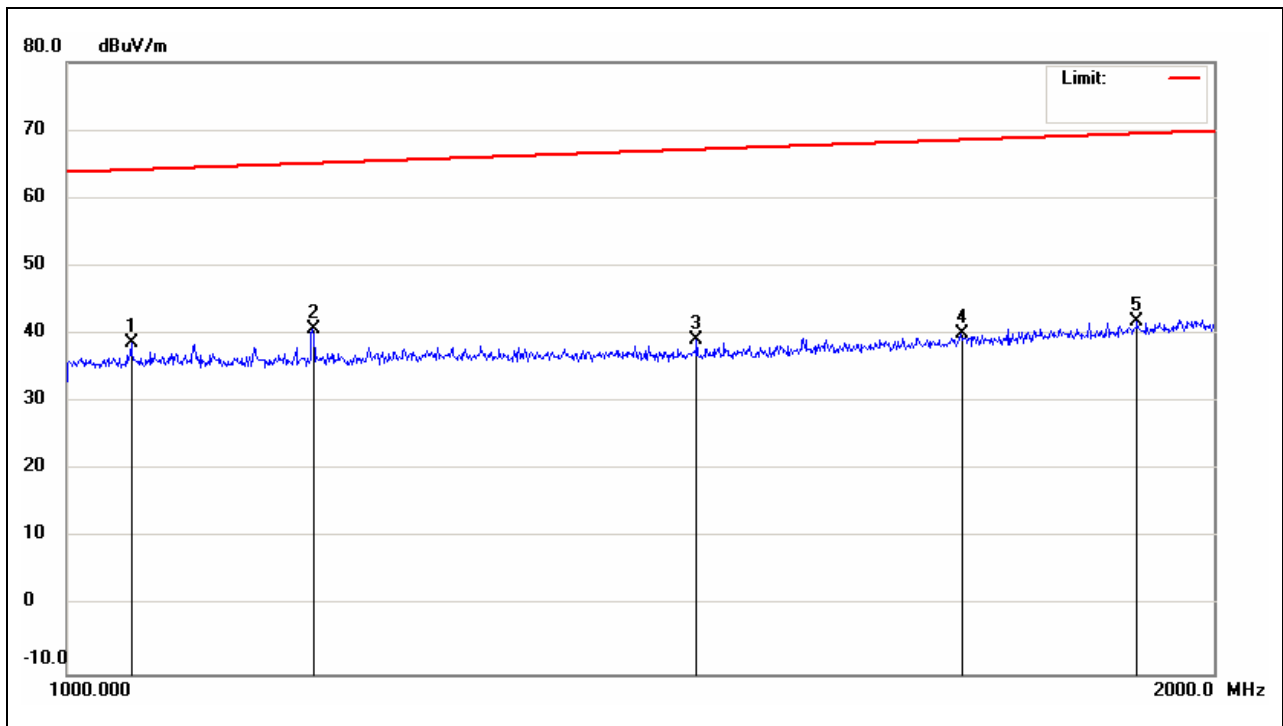


No.	Frequency (MHz)	Reading (dBuV)	Factor (dB)	Result (dBuV/m)	Limit (dBuV/m)	Margin (dB)	Detector	P/F	Remark
1	10575.0000	47.50	10.11	57.61	84.39	-26.78	peak	P	
2	12255.0000	48.66	11.60	60.26	85.67	-25.41	peak	P	
3	14430.0000	48.22	11.16	59.38	87.08	-27.70	peak	P	
4	17280.0000	47.75	12.80	60.55	88.65	-28.10	peak	P	

Antenna to Harness

1GHz-2GHz-Vertical

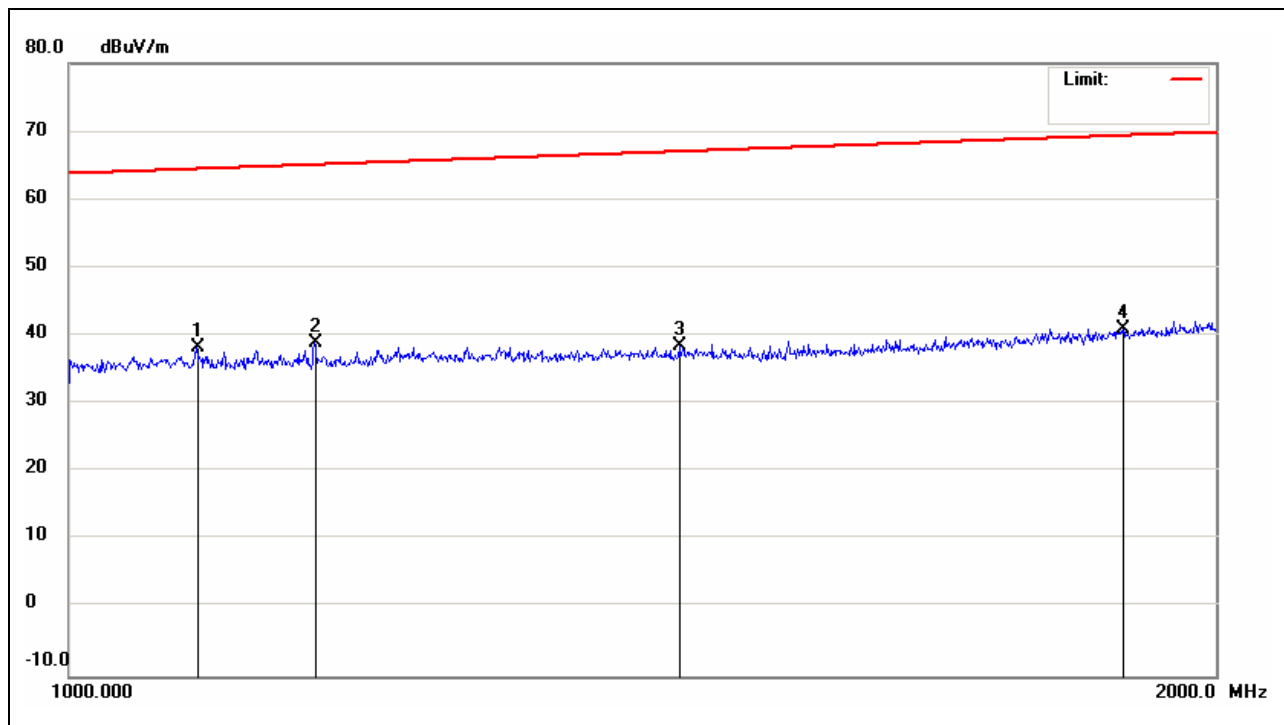
Job No.:	90608001	Polarization:	Vertical
Standard:	MIL-STD-461E/F RE102	Power Source:	DC 12V
	Navy fixed&Air force		
Test item:	Radiation Test	Date:	2009/8/17
Temp.(°C)/Hum.(%):	22(°C)/51%	Time:	下午 05:11:21
Company:	iTech	Engineer	Chris
		Signature:	
Trade Name:	iTech	Distance:	1m
Model:	EMiIW2400 TR-V1	RBW: 1000kHz	VBW: 1000kHz
	EMiIW2400-TR-V1-H		
Description:	EUT only		



No.	Frequency (MHz)	Reading (dBuV)	Factor (dB)	Result (dBuV/m)	Limit (dBuV/m)	Margin (dB)	Detector	P/F	Remark
1	1039.5794	46.87	-8.25	38.62	64.29	-25.67	peak	P	
2	1159.8997	48.88	-8.10	40.78	65.24	-24.46	peak	P	
3	1463.0712	46.90	-7.71	39.19	67.25	-28.06	peak	P	
4	1715.9411	45.65	-5.65	40.00	68.63	-28.63	peak	P	
5	1909.2420	45.64	-3.85	41.79	69.56	-27.77	peak	P	

1GHz-2GHz-Horizontal

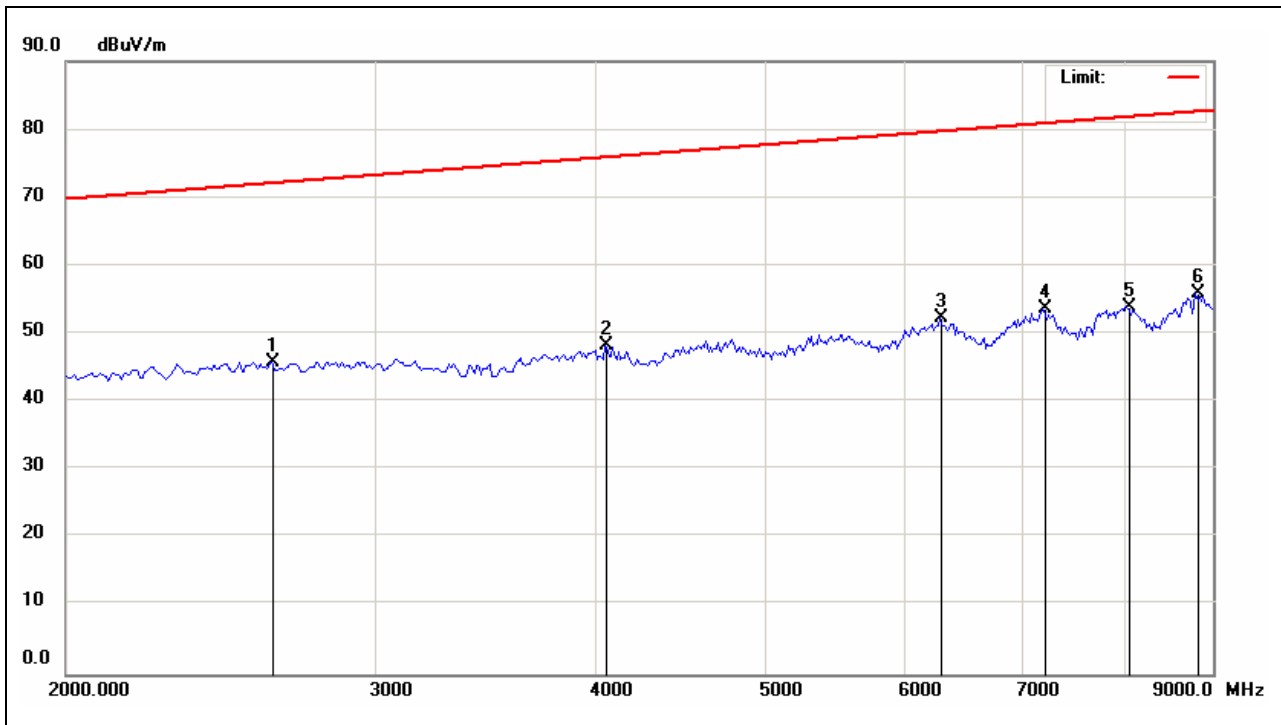
Job No.:	90608001	Polarization:	Horizontal
Standard:	MIL-STD-461E/F RE102	Power Source:	DC 12V
	Navy fixed&Air force		
Test item:	Radiation Test	Date:	2009/8/17
Temp.(°C)/Hum.(%):	22(°C)/51%	Time:	下午 05:15:09
Company:	iTech	Engineer	Chris
		Signature:	
Trade Name:	iTech	Distance:	1m
Model:	EMiIW2400 TR-V1	RBW: 1000kHz	VBW: 1000kHz
	EMiIW2400-TR-V1-H		
Description:	EUT only		



No.	Frequency (MHz)	Reading (dBuV)	Factor (dB)	Result (dBuV/m)	Limit (dBuV/m)	Margin (dB)	Detector	P/F	Remark
1	1079.9766	46.53	-8.20	38.33	64.62	-26.29	peak	P	
2	1159.8997	47.03	-8.10	38.93	65.24	-26.31	peak	P	
3	1445.9323	46.11	-7.73	38.38	67.15	-28.77	peak	P	
4	1890.8042	44.99	-4.02	40.97	69.47	-28.50	peak	P	

2GHz-9GHz-Vertical

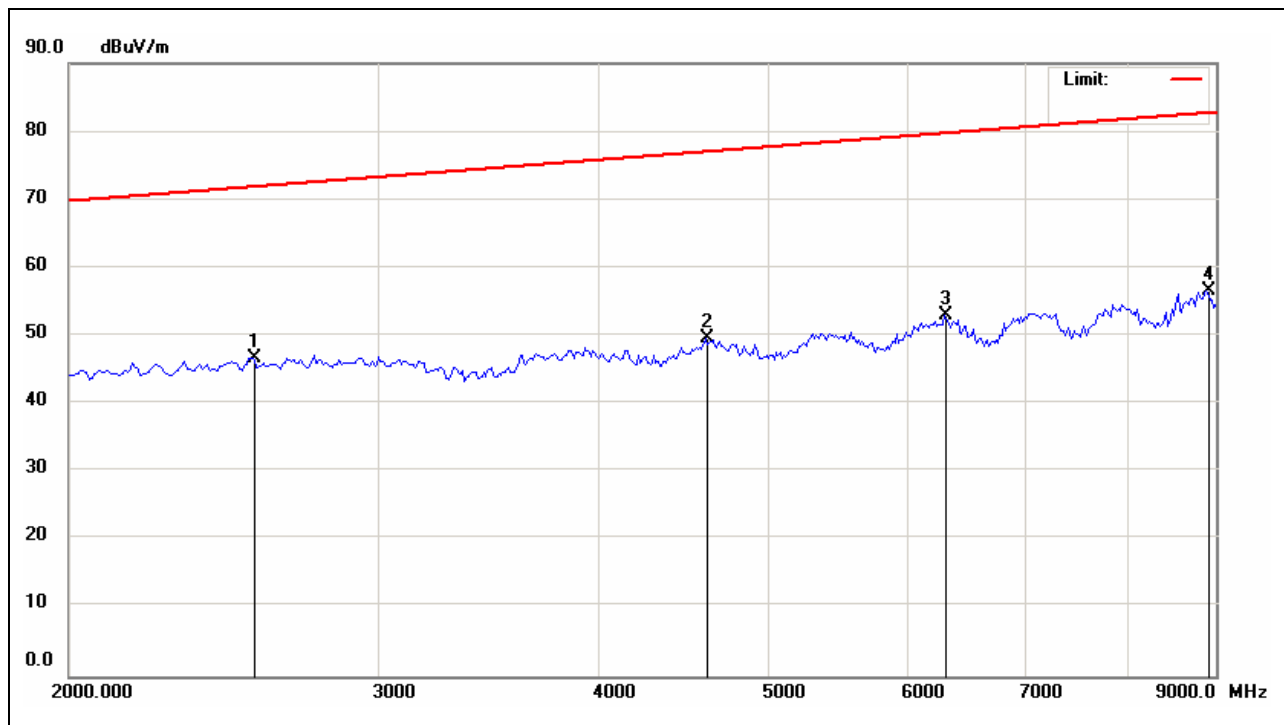
Job No.:	90608001	Polarization:	Vertical
Standard:	MIL-STD-461E/F RE102	Power Source:	DC 12V
	Navy fixed&Air force		
Test item:	Radiation Test	Date:	2009/8/17
Temp.(°C)/Hum.(%):	22(°C)/51%	Time:	下午 05:28:11
Company:	iTech	Engineer	Chris
		Signature:	
Trade Name:	iTech	Distance:	1m
Model:	EMiIW2400 TR-V1	RBW: 1000kHz	VBW: 1000kHz
	EMiIW2400-TR-V1-H		
Description:	EUT only		



No.	Frequency (MHz)	Reading (dBuV)	Factor (dB)	Result (dBuV/m)	Limit (dBuV/m)	Margin (dB)	Detector	P/F	Remark
1	2618.3333	49.99	-4.10	45.89	72.29	-26.40	peak	P	
2	4065.0000	51.08	-2.90	48.18	76.11	-27.93	peak	P	
3	6293.3333	52.60	-0.35	52.25	79.89	-27.64	peak	P	
4	7215.0000	52.38	1.38	53.76	81.08	-27.32	peak	P	
5	8055.0000	51.09	2.78	53.87	82.03	-28.16	peak	P	
6	8801.6667	50.63	5.19	55.82	82.80	-26.98	peak	P	

2GHz-9GHz-Horizontal

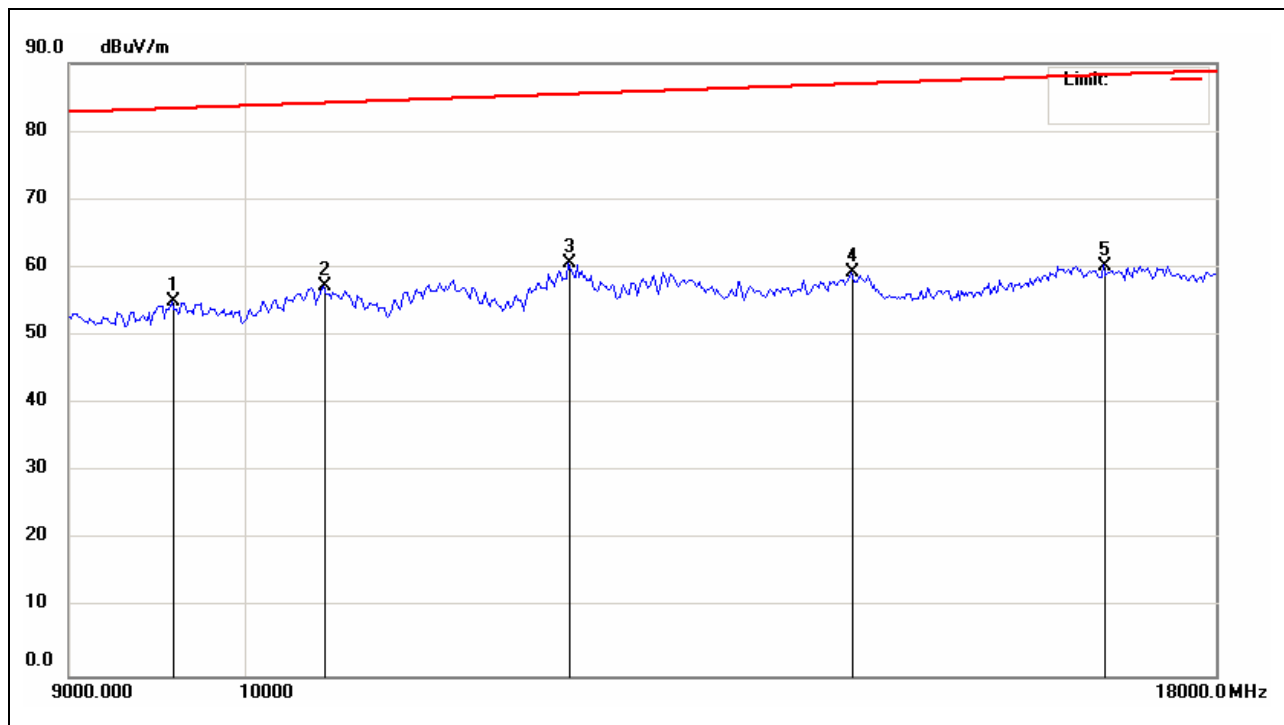
Job No.:	90608001	Polarization:	Horizontal
Standard:	MIL-STD-461E/F RE102	Power Source:	DC 12V
	Navy fixed&Air force		
Test item:	Radiation Test	Date:	2009/8/17
Temp.(°C)/Hum.(%):	22(°C)/51%	Time:	下午 05:21:28
Company:	iTech	Engineer	Chris
		Signature:	
Trade Name:	iTech	Distance:	1m
Model:	EMiIW2400 TR-V1	RBW: 1000kHz	VBW: 1000kHz
	EMiIW2400-TR-V1-H		
Description:	EUT only		



No.	Frequency (MHz)	Reading (dBuV)	Factor (dB)	Result (dBuV/m)	Limit (dBuV/m)	Margin (dB)	Detector	P/F	Remark
1	2548.3333	50.92	-4.20	46.72	72.06	-25.34	peak	P	
2	4613.3333	51.80	-2.26	49.54	77.20	-27.66	peak	P	
3	6305.0000	53.23	-0.33	52.90	79.91	-27.01	peak	P	
4	8895.0000	50.95	5.60	56.55	82.89	-26.34	peak	P	

9GHz-18GHz-Vertical

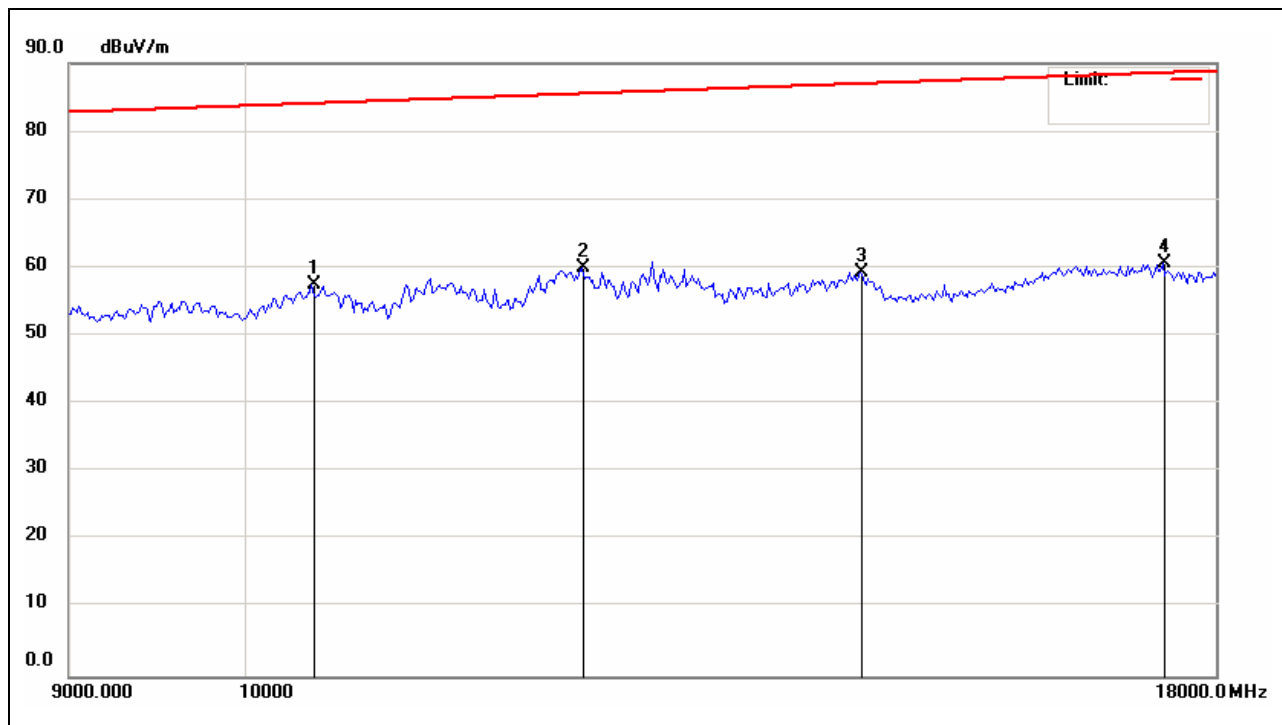
Job No.:	90608001	Polarization:	Vertical
Standard:	MIL-STD-461E/F RE102	Power Source:	DC 12V
	Navy fixed&Air force		
Test item:	Radiation Test	Date:	2009/8/17
Temp.(°C)/Hum.(%):	22(°C)/51%	Time:	下午 05:31:17
Company:	iTech	Engineer	Chris
		Signature:	
Trade Name:	iTech	Distance:	1m
Model:	EMiIW2400 TR-V1	RBW: 1000kHz	VBW: 1000kHz
	EMiIW2400-TR-V1-H		
Description:	EUT only		



No.	Frequency (MHz)	Reading (dBuV)	Factor (dB)	Result (dBuV/m)	Limit (dBuV/m)	Margin (dB)	Detector	P/F	Remark
1	9585.0000	47.07	7.96	55.03	83.54	-28.51	peak	P	
2	10500.0000	47.16	10.04	57.20	84.33	-27.13	peak	P	
3	12180.0000	49.20	11.53	60.73	85.62	-24.89	peak	P	
4	14445.0000	48.16	11.21	59.37	87.09	-27.72	peak	P	
5	16830.0000	47.19	13.11	60.30	88.42	-28.12	peak	P	

9GHz-18GHz-Horizontal

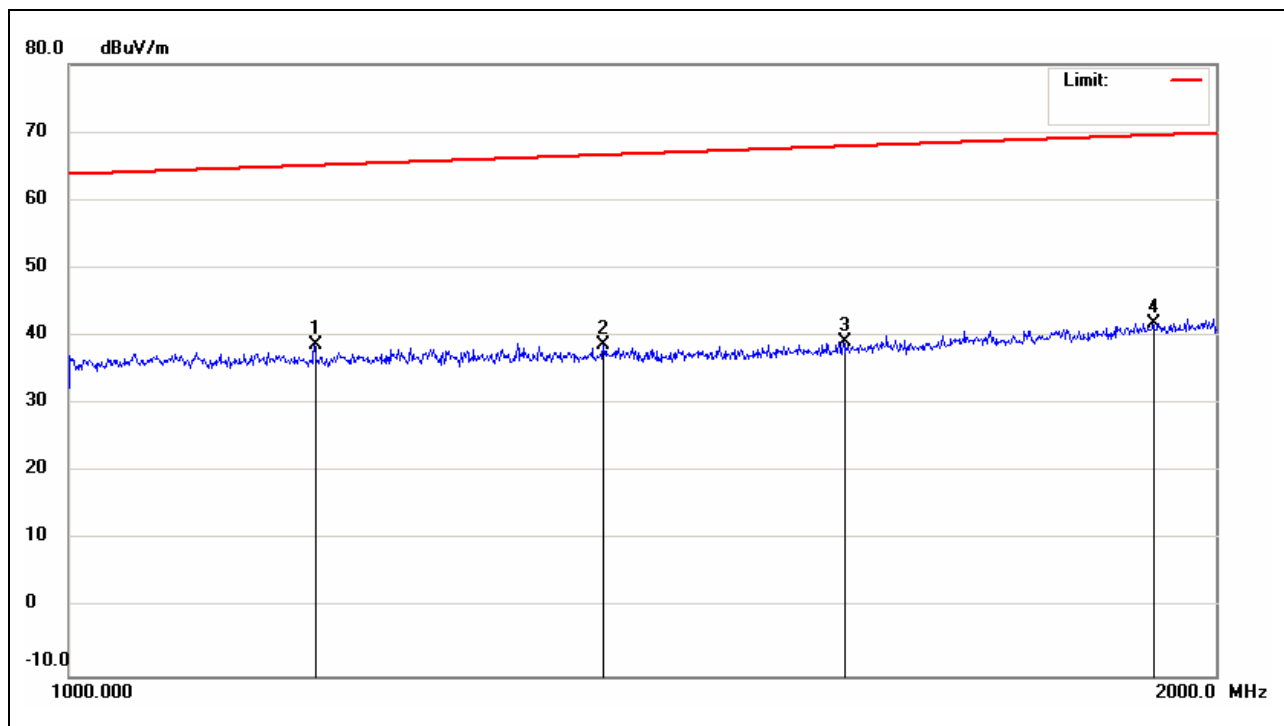
Job No.:	90608001	Polarization:	Horizontal
Standard:	MIL-STD-461E/F RE102	Power Source:	DC 12V
	Navy fixed&Air force		
Test item:	Radiation Test	Date:	2009/8/17
Temp.(°C)/Hum.(%):	22(°C)/51%	Time:	下午 05:25:04
Company:	iTech	Engineer	Chris
		Signature:	
Trade Name:	iTech	Distance:	1m
Model:	EMiIW2400 TR-V1	RBW: 1000kHz	VBW: 1000kHz
	EMiIW2400-TR-V1-H		
Description:	EUT only		



No.	Frequency (MHz)	Reading (dBuV)	Factor (dB)	Result (dBuV/m)	Limit (dBuV/m)	Margin (dB)	Detector	P/F	Remark
1	10425.0000	47.66	9.86	57.52	84.27	-26.75	peak	P	
2	12270.0000	48.34	11.61	59.95	85.68	-25.73	peak	P	
3	14520.0000	48.02	11.38	59.40	87.14	-27.74	peak	P	
4	17445.0000	47.93	12.61	60.54	88.73	-28.19	peak	P	

Antenna to LISN**1GHz-2GHz-Vertical**

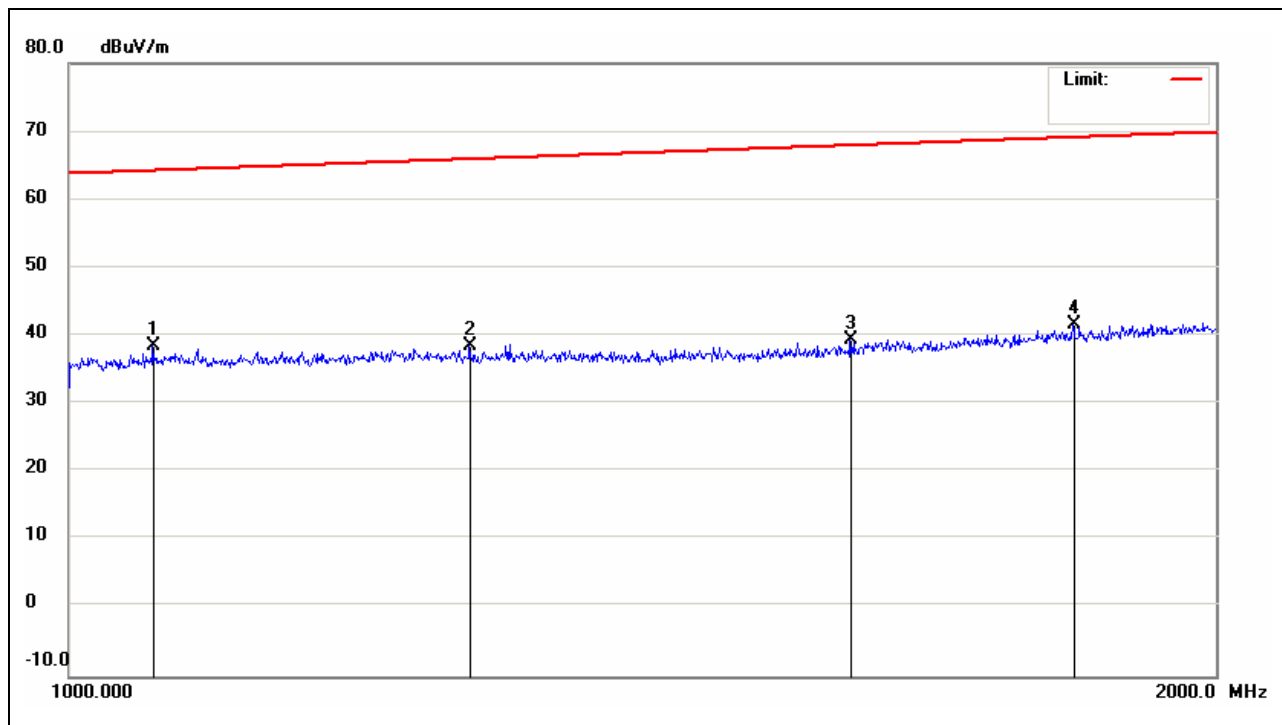
Job No.:	90608001	Polarization:	Vertical
Standard:	MIL-STD-461E/F RE102	Power Source:	DC 12V
	Navy fixed&Air force		
Test item:	Radiation Test	Date:	2009/8/17
Temp.(°C)/Hum.(%):	22(°C)/51%	Time:	下午 06:01:10
Company:	iTech	Engineer	Chris
		Signature:	
Trade Name:	iTech	Distance:	1m
Model:	EMiIW2400 TR-V1	RBW: 1000kHz	VBW: 1000kHz
	EMiIW2400-TR-V1-H		
Description:	EUT only		



No.	Frequency (MHz)	Reading (dBuV)	Factor (dB)	Result (dBuV/m)	Limit (dBuV/m)	Margin (dB)	Detector	P/F	Remark
1	1159.8997	46.70	-8.10	38.60	65.24	-26.64	peak	P	
2	1381.2744	46.44	-7.81	38.63	66.75	-28.12	peak	P	
3	1596.5968	46.02	-6.76	39.26	68.01	-28.75	peak	P	
4	1925.1889	45.57	-3.70	41.87	69.63	-27.76	peak	P	

1GHz-2GHz-Horizontal

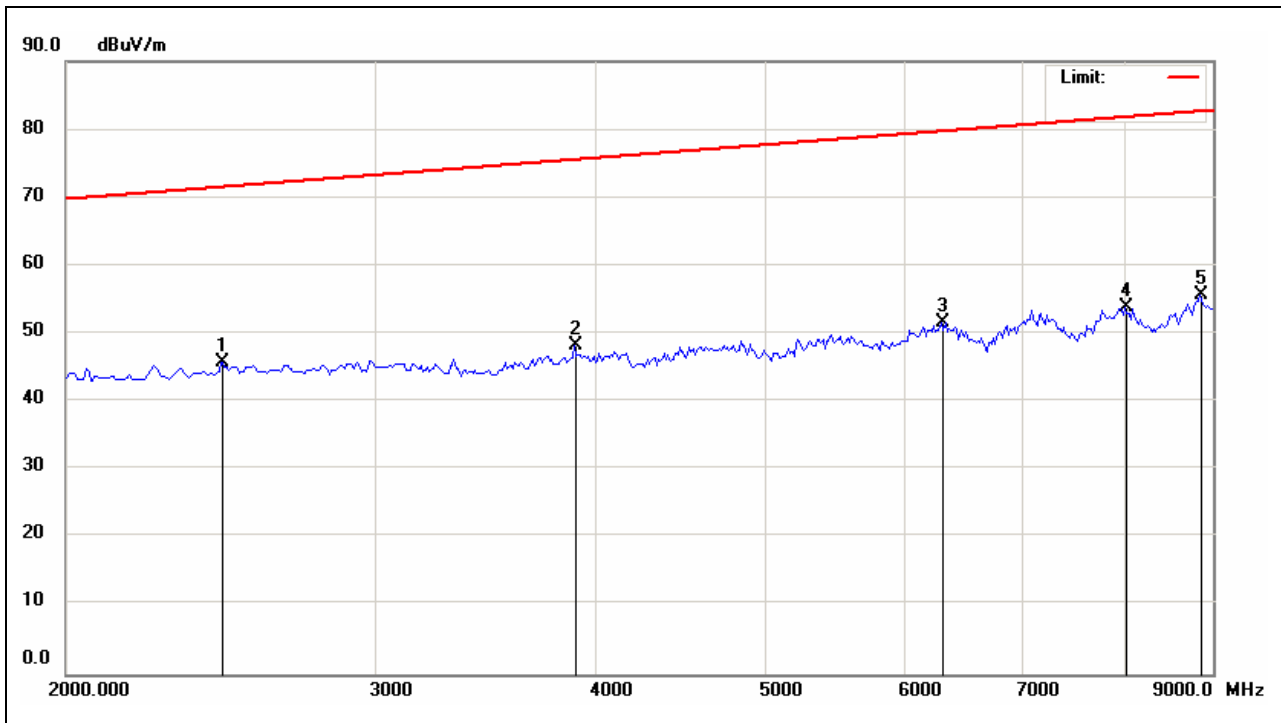
Job No.:	90608001	Polarization:	Horizontal
Standard:	MIL-STD-461E/F RE102	Power Source:	DC 12V
	Navy fixed&Air force		
Test item:	Radiation Test	Date:	2009/8/17
Temp.(°C)/Hum.(%):	22(°C)/51%	Time:	下午 06:02:59
Company:	iTech	Engineer	Chris
		Signature:	
Trade Name:	iTech	Distance:	1m
Model:	EMiIW2400 TR-V1	RBW: 1000kHz	VBW: 1000kHz
	EMiIW2400-TR-V1-H		
Description:	EUT only		



No.	Frequency (MHz)	Reading (dBuV)	Factor (dB)	Result (dBuV/m)	Limit (dBuV/m)	Margin (dB)	Detector	P/F	Remark
1	1051.9018	46.62	-8.23	38.39	64.39	-26.00	peak	P	
2	1273.6775	46.54	-7.95	38.59	66.05	-27.46	peak	P	
3	1603.2507	46.13	-6.70	39.43	68.04	-28.61	peak	P	
4	1834.0081	46.19	-4.55	41.64	69.21	-27.57	peak	P	

2GHz-9GHz-Vertical

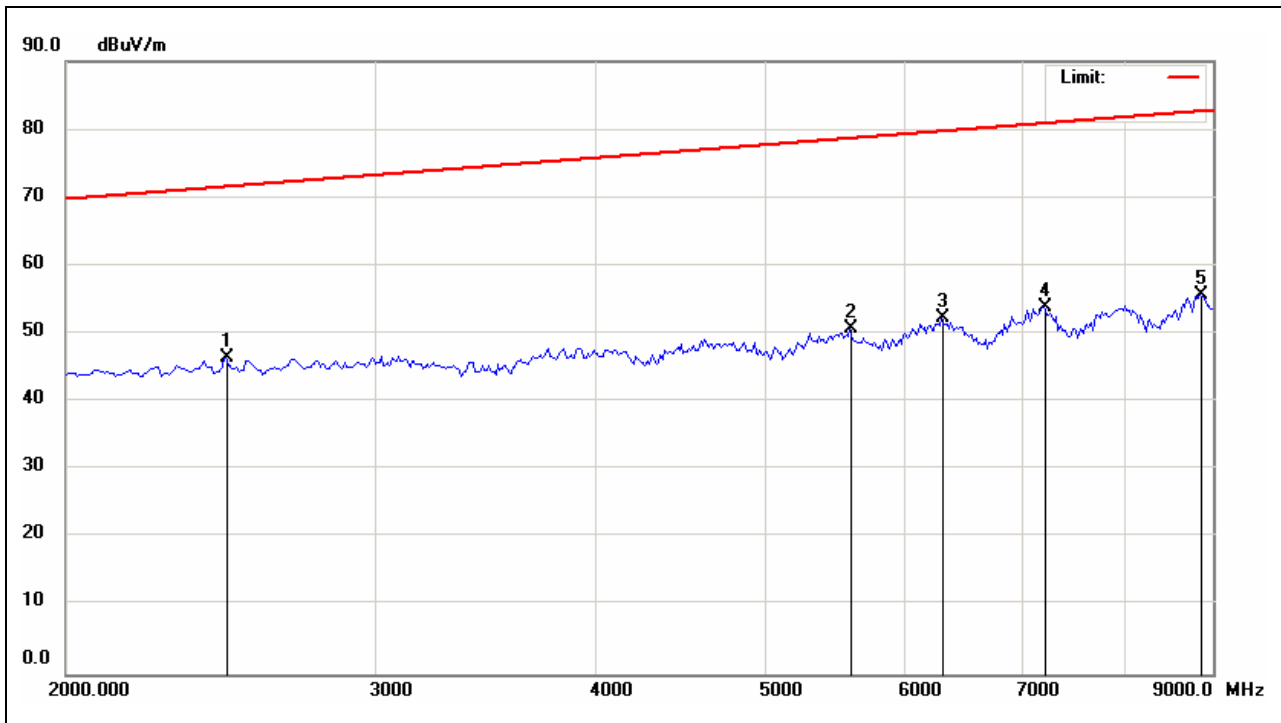
Job No.:	90608001	Polarization:	Vertical
Standard:	MIL-STD-461E/F RE102	Power Source:	DC 12V
	Navy fixed&Air force		
Test item:	Radiation Test	Date:	2009/8/17
Temp.(°C)/Hum.(%):	22(°C)/51%	Time:	下午 06:17:02
Company:	iTech	Engineer	Chris
		Signature:	
Trade Name:	iTech	Distance:	1m
Model:	EMiIW2400 TR-V1	RBW: 1000kHz	VBW: 1000kHz
	EMiIW2400-TR-V1-H		
Description:	EUT only		



No.	Frequency (MHz)	Reading (dBuV)	Factor (dB)	Result (dBuV/m)	Limit (dBuV/m)	Margin (dB)	Detector	P/F	Remark
1	2455.0000	50.21	-4.42	45.79	71.74	-25.95	peak	P	
2	3901.6667	51.30	-3.11	48.19	75.75	-27.56	peak	P	
3	6305.0000	51.94	-0.33	51.61	79.91	-28.30	peak	P	
4	8031.6667	51.12	2.73	53.85	82.01	-28.16	peak	P	
5	8860.0000	50.25	5.45	55.70	82.86	-27.16	peak	P	

2GHz-9GHz-Horizontal

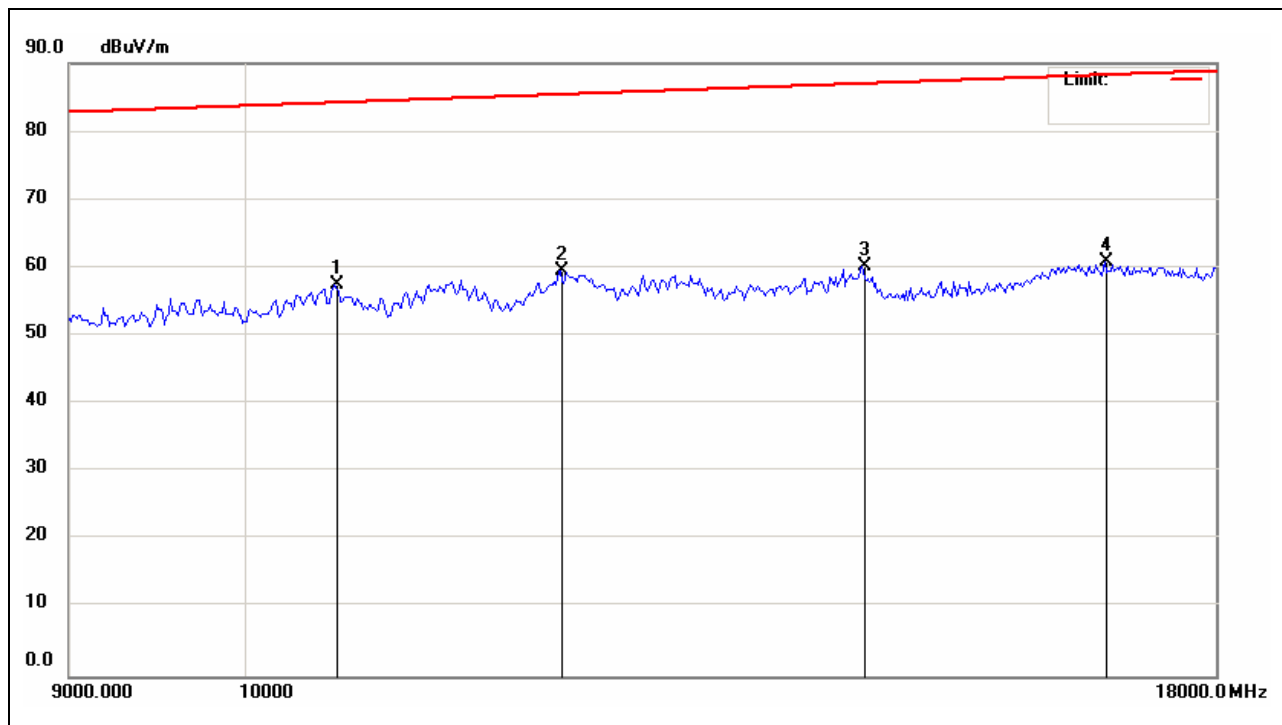
Job No.:	90608001	Polarization:	Horizontal
Standard:	MIL-STD-461E/F RE102	Power Source:	DC 12V
	Navy fixed&Air force		
Test item:	Radiation Test	Date:	2009/8/17
Temp.(°C)/Hum.(%):	22(°C)/51%	Time:	下午 06:07:28
Company:	iTech	Engineer	Chris
		Signature:	
Trade Name:	iTech	Distance:	1m
Model:	EMiIW2400 TR-V1	RBW: 1000kHz	VBW: 1000kHz
	EMiIW2400-TR-V1-H		
Description:	EUT only		



No.	Frequency (MHz)	Reading (dBuV)	Factor (dB)	Result (dBuV/m)	Limit (dBuV/m)	Margin (dB)	Detector	P/F	Remark
1	2466.6667	50.79	-4.38	46.41	71.78	-25.37	peak	P	
2	5593.3333	52.00	-1.32	50.68	78.87	-28.19	peak	P	
3	6316.6667	52.56	-0.32	52.24	79.93	-27.69	peak	P	
4	7203.3333	52.52	1.35	53.87	81.06	-27.19	peak	P	
5	8860.0000	50.21	5.45	55.66	82.86	-27.20	peak	P	

9GHz-18GHz-Vertical

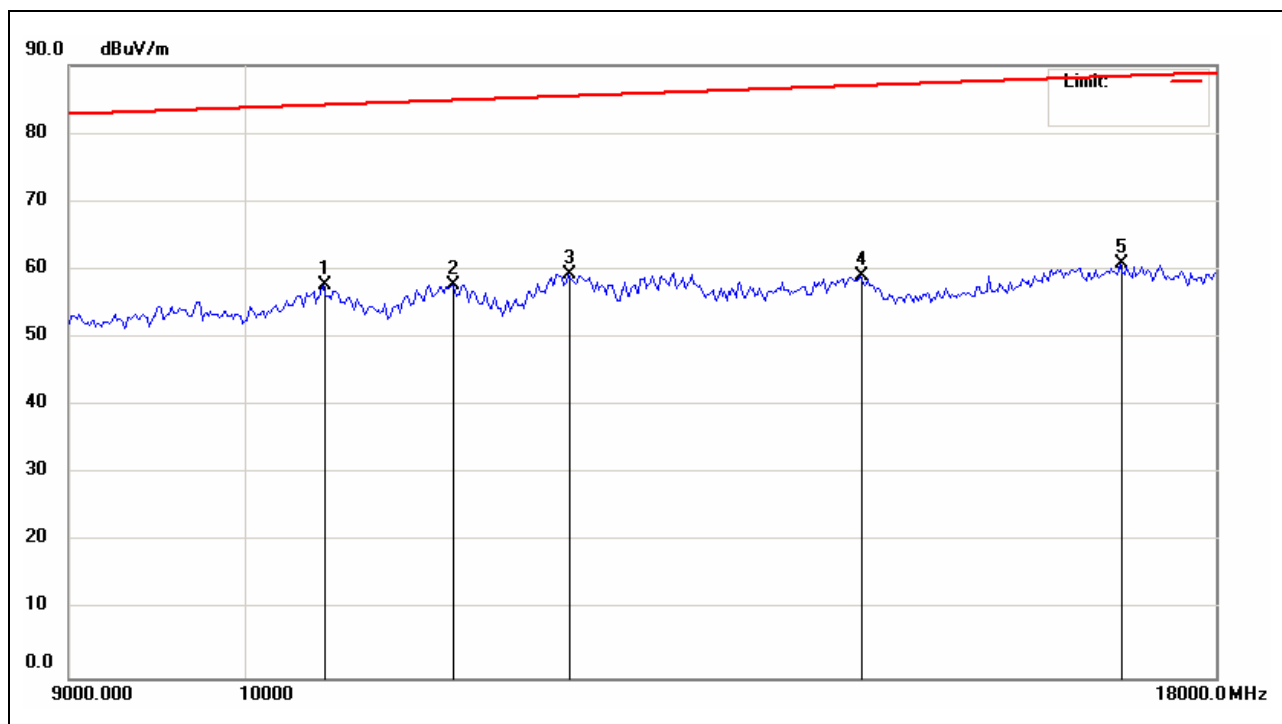
Job No.:	90608001	Polarization:	Vertical
Standard:	MIL-STD-461E/F RE102	Power Source:	DC 12V
	Navy fixed&Air force		
Test item:	Radiation Test	Date:	2009/8/17
Temp.(°C)/Hum.(%):	22(°C)/51%	Time:	下午 06:14:33
Company:	iTech	Engineer	Chris
		Signature:	
Trade Name:	iTech	Distance:	1m
Model:	EMiIW2400 TR-V1	RBW: 1000kHz	VBW: 1000kHz
	EMiIW2400-TR-V1-H		
Description:	EUT only		



No.	Frequency (MHz)	Reading (dBuV)	Factor (dB)	Result (dBuV/m)	Limit (dBuV/m)	Margin (dB)	Detector	P/F	Remark
1	10575.0000	47.28	10.11	57.39	84.39	-27.00	peak	P	
2	12120.0000	48.05	11.48	59.53	85.57	-26.04	peak	P	
3	14550.0000	48.72	11.39	60.11	87.16	-27.05	peak	P	
4	16845.0000	47.67	13.12	60.79	88.43	-27.64	peak	P	

9GHz-18GHz-Horizontal

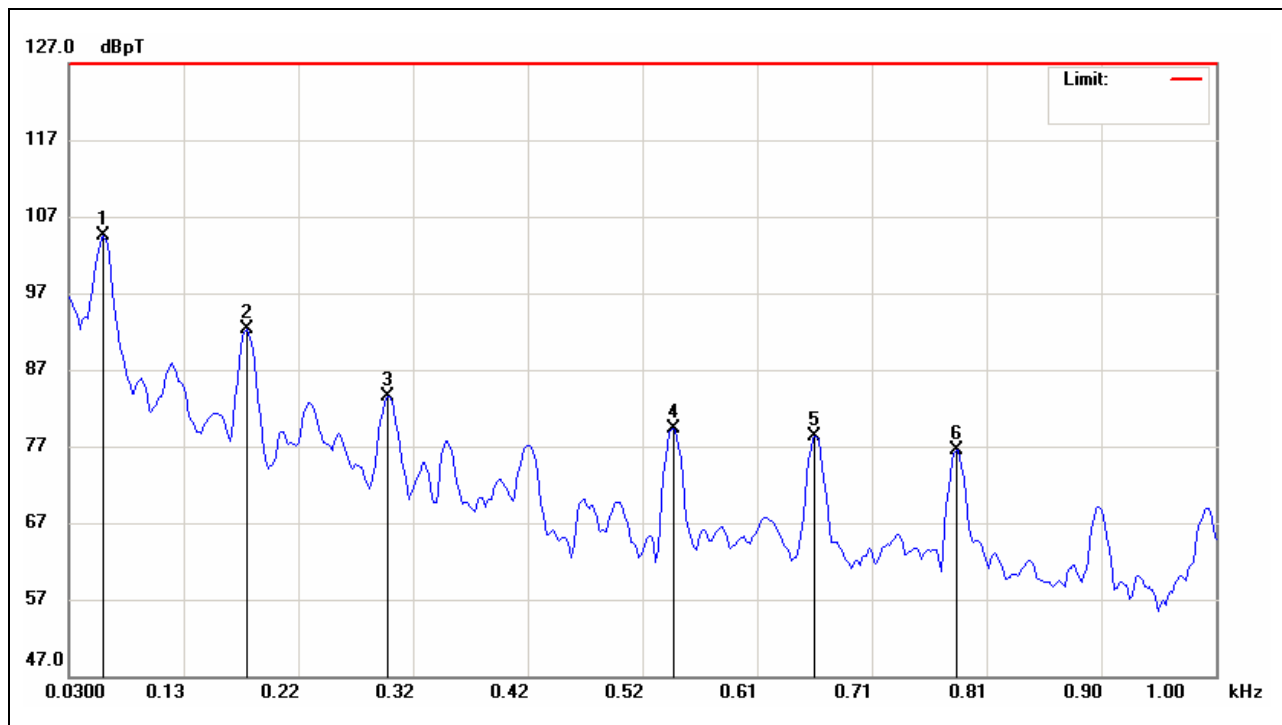
Job No.:	90608001	Polarization:	Horizontal
Standard:	MIL-STD-461E/F RE102	Power Source:	DC 12V
	Navy fixed&Air force		
Test item:	Radiation Test	Date:	2009/8/17
Temp.(°C)/Hum.(%):	22(°C)/51%	Time:	下午 06:10:37
Company:	iTech	Engineer	Chris
		Signature:	
Trade Name:	iTech	Distance:	1m
Model:	EMiIW2400 TR-V1	RBW: 1000kHz	VBW: 1000kHz
	EMiIW2400-TR-V1-H		
Description:	EUT only		



No.	Frequency (MHz)	Reading (dBuV)	Factor (dB)	Result (dBuV/m)	Limit (dBuV/m)	Margin (dB)	Detector	P/F	Remark
1	10500.0000	47.78	10.04	57.82	84.33	-26.51	peak	P	
2	11340.0000	47.19	10.63	57.82	85.00	-27.18	peak	P	
3	12180.0000	47.77	11.53	59.30	85.62	-26.32	peak	P	
4	14520.0000	47.59	11.38	58.97	87.14	-28.17	peak	P	
5	16995.0000	47.64	13.14	60.78	88.50	-27.72	peak	P	

TEST RESULTS*No non-compliance noted***To Adapter-Up****50Hz-0.001MHz-Vertical**

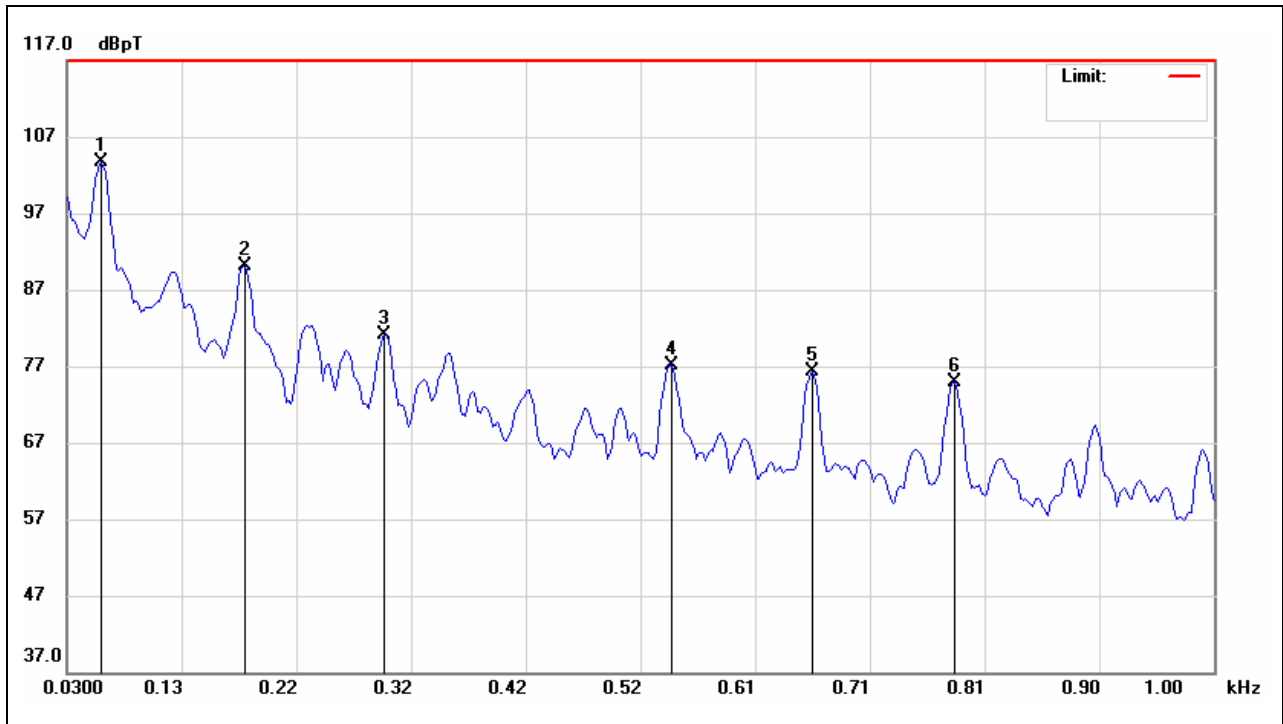
Job No.:	90608001	Polarization:	Vertical
Standard:	MIL-STD-461E/ F RE101(Army)	Power Source:	AC 240V/60Hz
Test item:	Radiation Test	Date:	2009/8/25
Temp.(°C)/Hum.(%):	22(°C)/51%	Time:	下午 05:08:41
Company:	iTech.	Engineer	Skyman
Trade Name:	iTech	Signature:	
Model:	EMiIW2400 TR-V1	Distance:	7cm
	EMiIW2400-TR-V1-H	RBW: 0.01kHz	VBW: 0.01kHz
Description:	EUT only		



No.	Frequency (KHz)	Reading (dBUV)	Factor (dBpT/uV)	Result (dBpT)	Limit (dBpT)	Margin (dB)	Detector	P/F	Remark
1	0.0590	31.58	72.95	104.53	179.98	-75.45	peak	P	
2	0.1800	29.08	63.20	92.28	179.89	-87.61	peak	P	
3	0.3000	23.80	59.63	83.43	179.81	-96.38	peak	P	
4	0.5410	25.32	53.90	79.22	179.64	-100.42	peak	P	
5	0.6610	25.48	52.72	78.20	179.56	-101.36	peak	P	
6	0.7800	24.96	51.56	76.52	179.47	-102.95	peak	P	

50Hz-0.001MHz-Horizontal

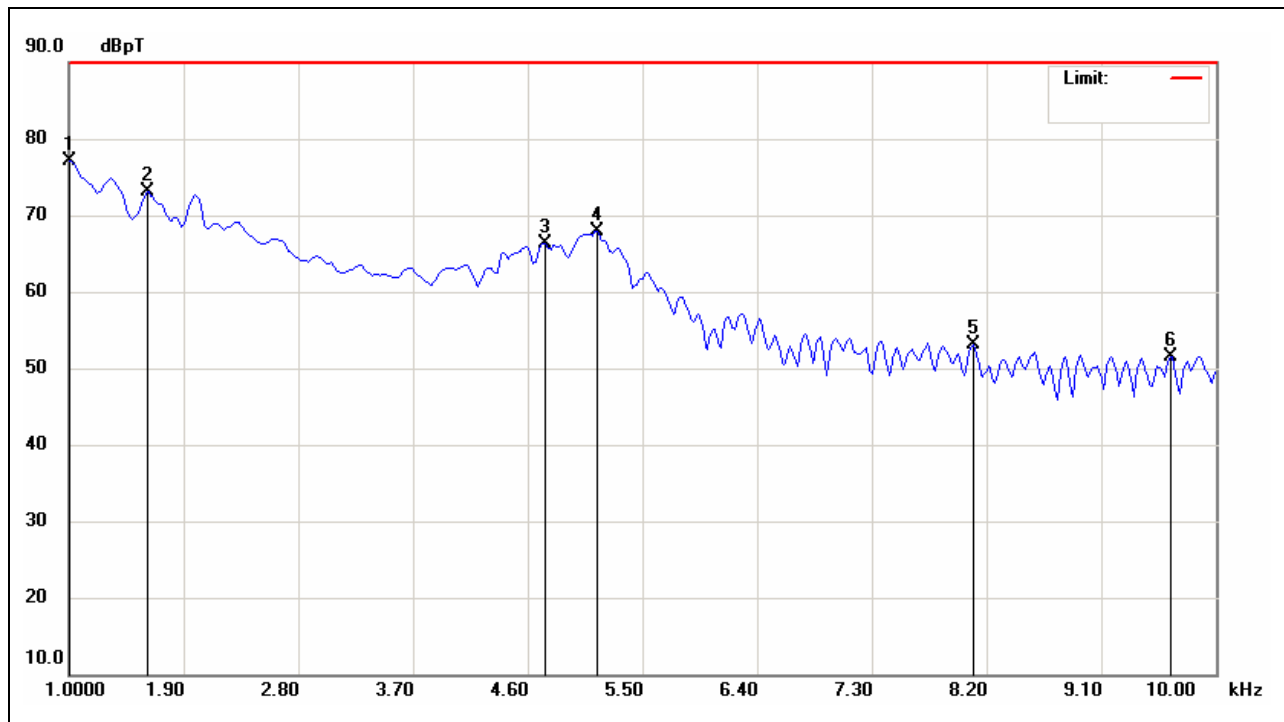
Job No.:	90608001	Polarization:	Horizontal
Standard:	MIL-STD-461E/ F RE101(Army)	Power Source:	AC 240V/60Hz
Test item:	Radiation Test	Date:	2009/8/25
Temp.(°C)/Hum.(%):	22(°C)/51%	Time:	下午 05:23:20
Company:	iTech.	Engineer	Skyman
Trade Name:	iTech	Signature:	
Model:	EMiIW2400 TR-V1 EMiIW2400-TR-V1-H	Distance:	7cm
Description:	EUT only	RBW: 0.01kHz	VBW: 0.01kHz



No.	Frequency (KHz)	Reading (dBuV)	Factor (dBpT/uV)	Result (dBpT)	Limit (dBpT)	Margin (dB)	Detector	P/F	Remark
1	0.0590	30.82	72.95	103.77	179.98	-76.21	peak	P	
2	0.1800	26.95	63.20	90.15	179.89	-89.74	peak	P	
3	0.2980	21.44	59.69	81.13	179.81	-98.68	peak	P	
4	0.5410	23.28	53.90	77.18	179.64	-102.46	peak	P	
5	0.6610	23.52	52.72	76.24	179.56	-103.32	peak	P	
6	0.7800	23.32	51.56	74.88	179.47	-104.59	peak	P	

0.001Hz-0.01MHz-Vertical

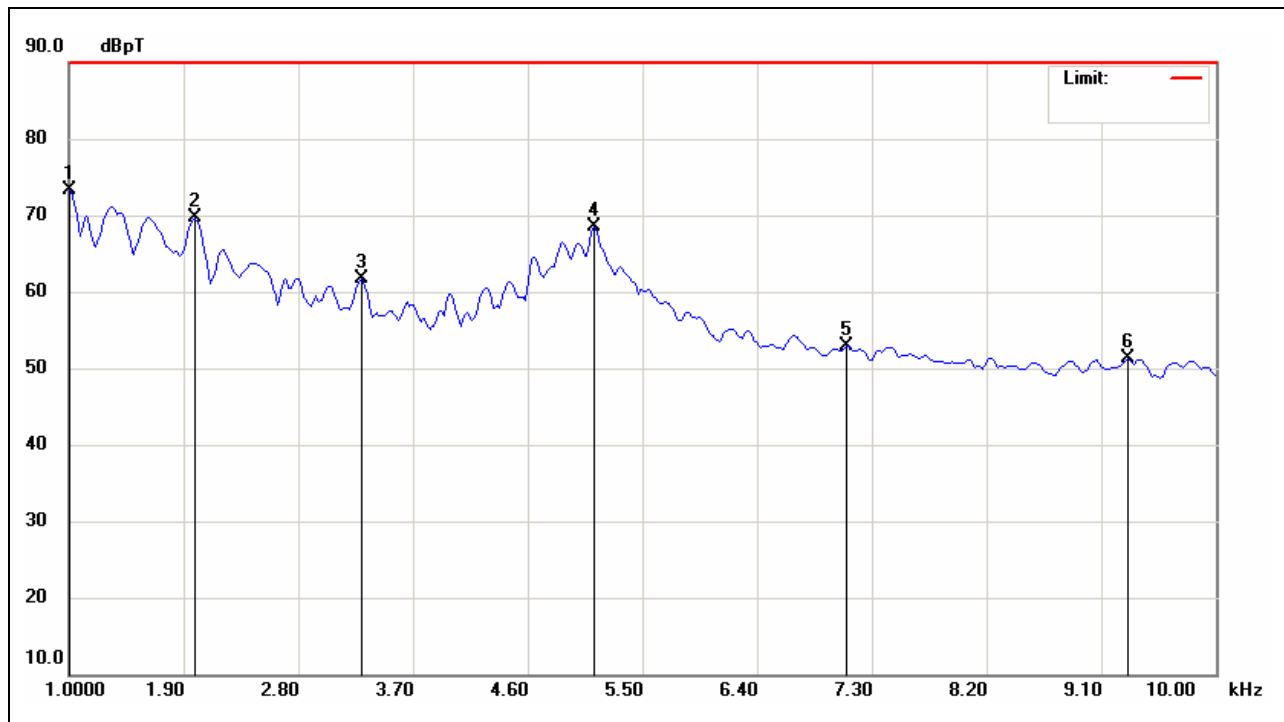
Job No.:	90608001	Polarization:	Vertical
Standard:	MIL-STD-461E/ F RE101(Army)	Power Source:	AC 240V/60Hz
Test item:	Radiation Test	Date:	2009/8/25
Temp.(°C)/Hum.(%):	22(°C)/51%	Time:	下午 05:09:50
Company:	iTech.	Engineer	Skyman
Trade Name:	iTech	Signature:	
Model:	EMiW2400 TR-V1	Distance:	7cm
	EMiW2400-TR-V1-H	RBW: 0.1kHz	VBW: 0.1kHz
Description:	EUT only		



No.	Frequency (KHz)	Reading (dBuV)	Factor (dBpT/uV)	Result (dBpT)	Limit (dBpT)	Margin (dB)	Detector	P/F	Remark
1	1.0000	27.79	49.40	77.19	179.32	-102.13	peak	P	
2	1.6150	26.93	46.26	73.19	178.89	-105.70	peak	P	
3	4.7350	29.16	37.19	66.35	176.71	-110.36	peak	P	
4	5.1400	31.60	36.36	67.96	176.42	-108.46	peak	P	
5	8.0950	19.71	33.47	53.18	174.35	-121.17	peak	P	
6	9.6400	19.56	31.95	51.51	173.27	-121.76	peak	P	

0.001Hz-0.01MHz-Horizontal

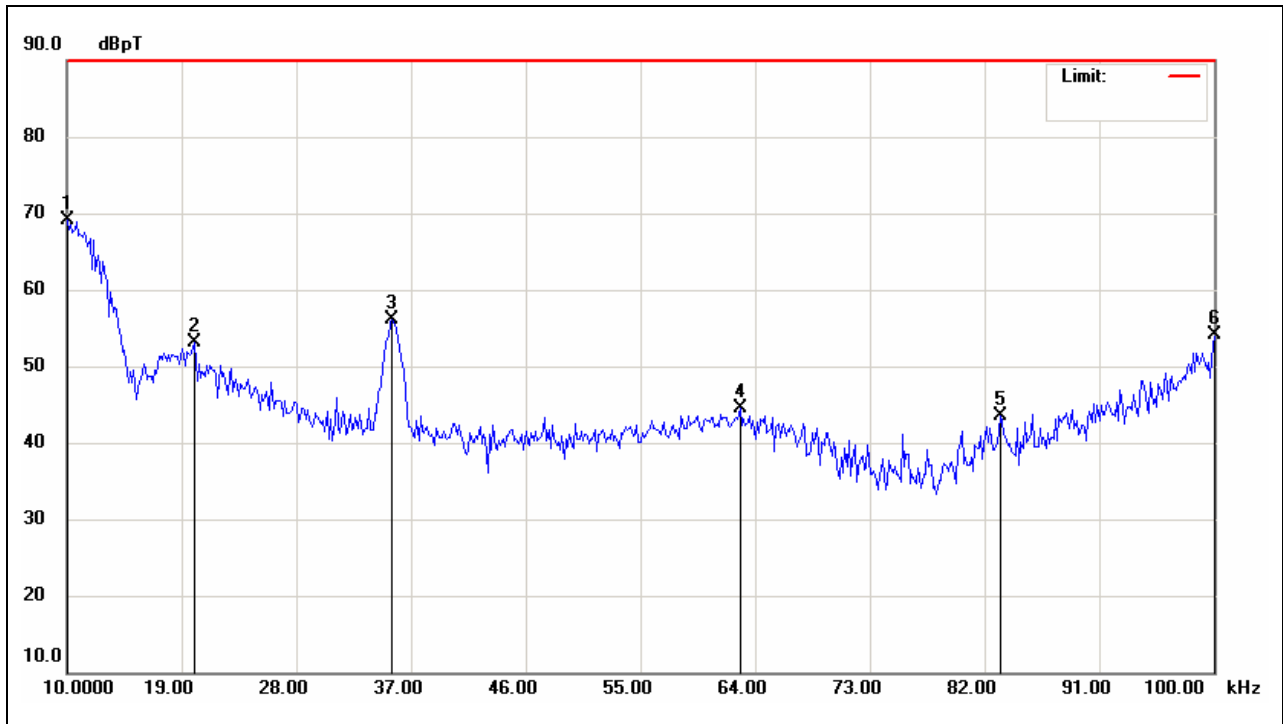
Job No.:	90608001	Polarization:	Horizontal
Standard:	MIL-STD-461E/ F RE101(Army)	Power Source:	AC 240V/60Hz
Test item:	Radiation Test	Date:	2009/8/25
Temp.(°C)/Hum.(%):	22(°C)/51%	Time:	下午 05:22:07
Company:	iTech.	Engineer	Skyman
Trade Name:	iTech	Signature:	
Model:	EMiIW2400 TR-V1	Distance:	7cm
	EMiIW2400-TR-V1-H	RBW: 0.1kHz	VBW: 0.1kHz
Description:	EUT only		



No.	Frequency (KHz)	Reading (dBuV)	Factor (dBpT/uV)	Result (dBpT)	Limit (dBpT)	Margin (dB)	Detector	P/F	Remark
1	1.0000	23.89	49.40	73.29	179.32	-106.03	peak	P	
2	1.9900	25.29	44.35	69.64	178.63	-108.99	peak	P	
3	3.2950	20.73	40.93	61.66	177.71	-116.05	peak	P	
4	5.1250	32.03	36.38	68.41	176.43	-108.02	peak	P	
5	7.1050	18.44	34.44	52.88	175.05	-122.17	peak	P	
6	9.3100	18.94	32.28	51.22	173.50	-122.28	peak	P	

0.01Hz-0.1MHz-Vertical

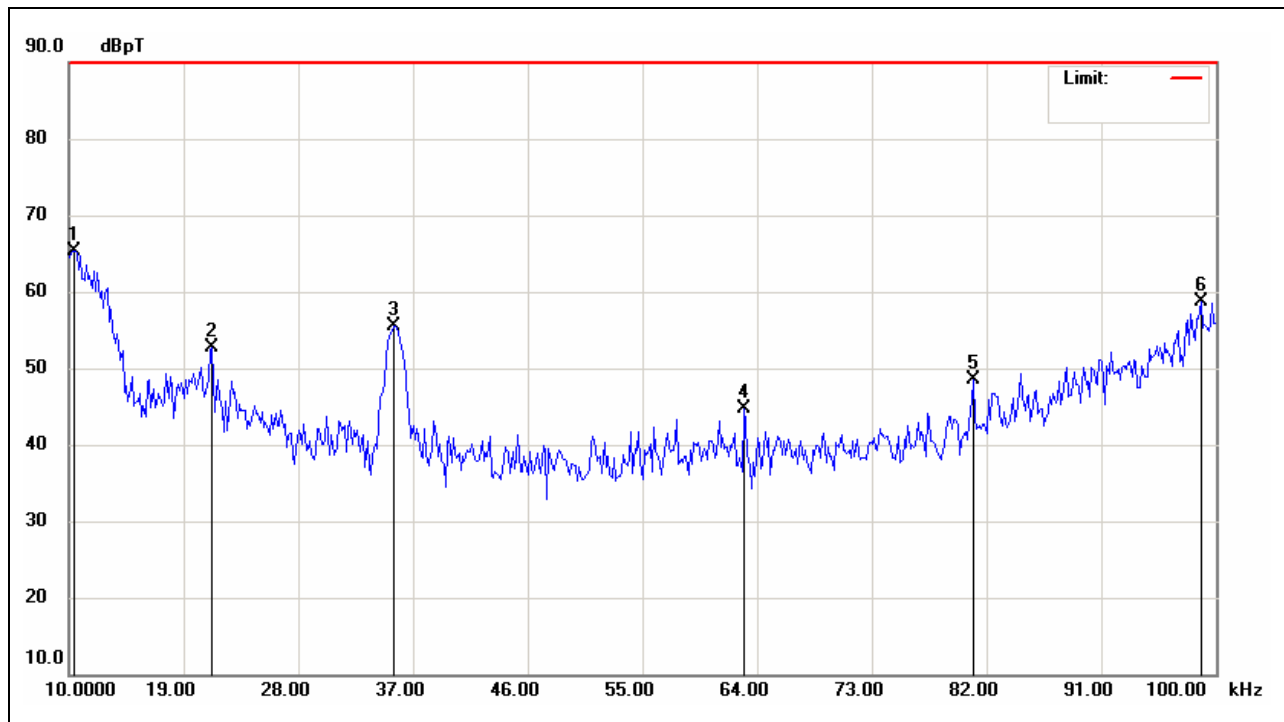
Job No.:	90608001	Polarization:	Vertical
Standard:	MIL-STD-461E/ F RE101(Army)	Power Source:	AC 240V/60Hz
Test item:	Radiation Test	Date:	2009/8/25
Temp.(°C)/Hum.(%):	22(°C)/51%	Time:	下午 05:10:48
Company:	iTech.	Engineer	Skyman
Trade Name:	iTech	Signature:	
Model:	EMiIW2400 TR-V1 EMiIW2400-TR-V1-H	Distance:	7cm
Description:	EUT only	RBW: 1kHz	VBW: 1kHz



No.	Frequency (KHz)	Reading (dBUV)	Factor (dBpT/uV)	Result (dBpT)	Limit (dBpT)	Margin (dB)	Detector	P/F	Remark
1	10.0000	37.52	31.60	69.12	173.02	-103.90	peak	P	
2	20.0500	26.13	26.89	53.02	165.98	-112.96	peak	P	
3	35.5000	31.03	25.04	56.07	155.16	-99.09	peak	P	
4	62.8000	21.32	23.15	44.47	136.05	-91.58	peak	P	
5	83.2000	20.64	22.90	43.54	121.76	-78.22	peak	P	
6	100.0000	31.44	22.70	54.14	110.00	-55.86	peak	P	

0.01Hz-0.1MHz-Horizontal

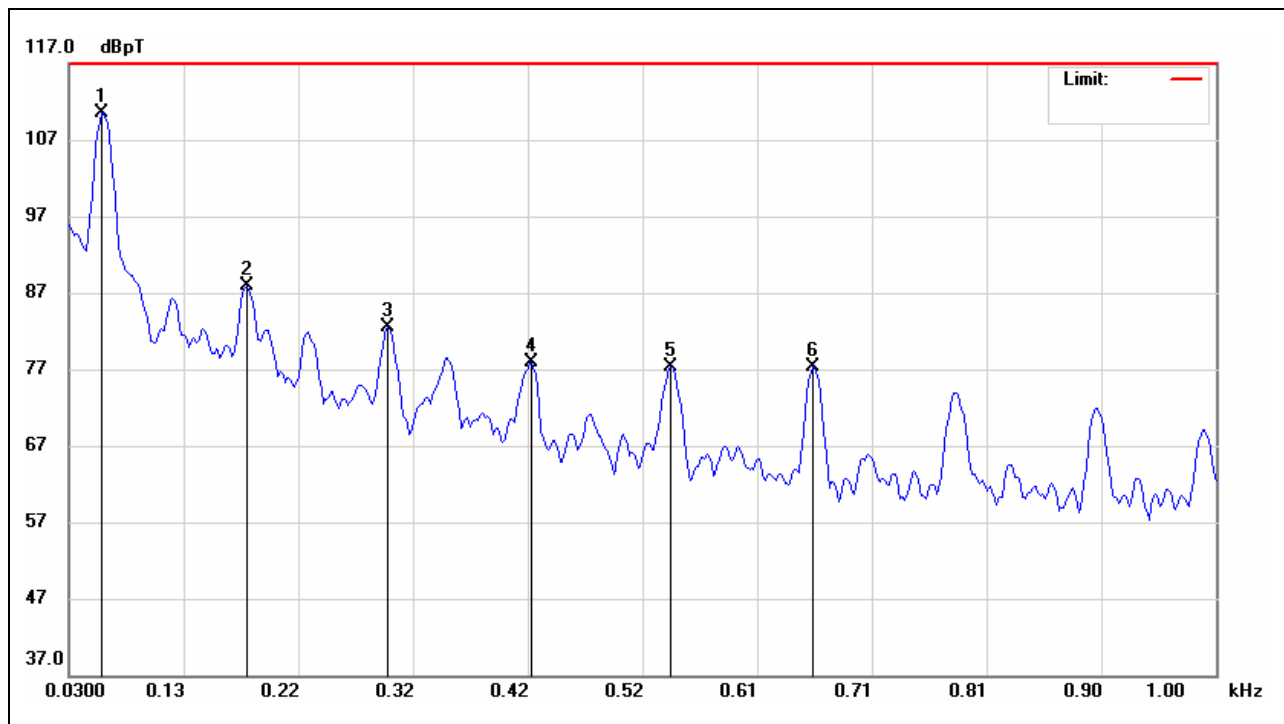
Job No.:	90608001	Polarization:	Horizontal
Standard:	MIL-STD-461E/ F RE101(Army)	Power Source:	AC 240V/60Hz
Test item:	Radiation Test	Date:	2009/8/25
Temp.(°C)/Hum.(%):	22(°C)/51%	Time:	下午 05:21:16
Company:	iTech.	Engineer	Skyman
Trade Name:	iTech	Signature:	
Model:	EMiW2400 TR-V1 EMiW2400-TR-V1-H	Distance:	7cm
Description:	EUT only	RBW: 1kHz	VBW: 1kHz



No.	Frequency (KHz)	Reading (dBuV)	Factor (dBpT/uV)	Result (dBpT)	Limit (dBpT)	Margin (dB)	Detector	P/F	Remark
1	10.4500	33.95	31.39	65.34	172.70	-107.36	peak	P	
2	21.2500	25.87	26.75	52.62	165.14	-112.52	peak	P	
3	35.5000	30.42	25.04	55.46	155.16	-99.70	peak	P	
4	62.9500	21.53	23.14	44.67	135.94	-91.27	peak	P	
5	80.9500	25.51	22.93	48.44	123.34	-74.90	peak	P	
6	98.8000	35.98	22.71	58.69	110.84	-52.15	peak	P	

Down**50Hz-0.001MHz-Vertical**

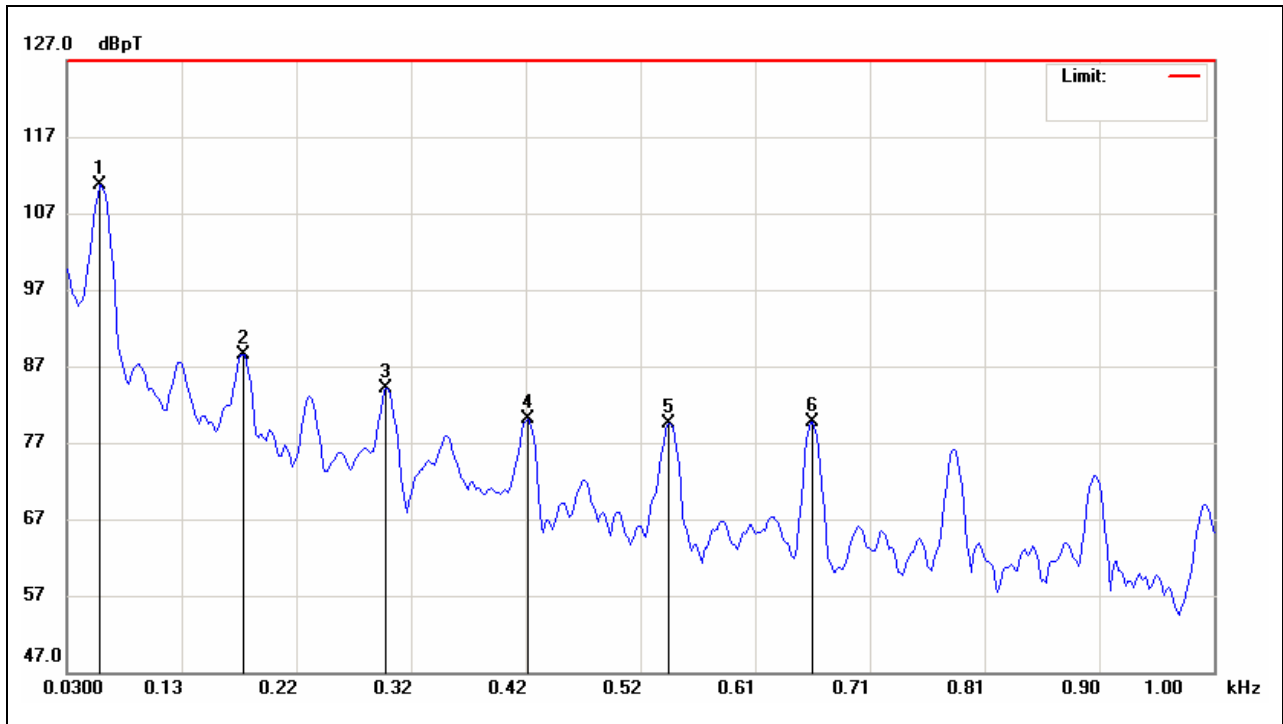
Job No.:	90608001	Polarization:	Vertical
Standard:	MIL-STD-461E/ F RE101(Army)	Power Source:	AC 240V/60Hz
Test item:	Radiation Test	Date:	2009/8/25
Temp.(°C)/Hum.(%):	22(°C)/51%	Time:	下午 05:15:00
Company:	iTech.	Engineer	Skyman
Trade Name:	iTech	Signature:	
Model:	EMiIW2400 TR-V1	Distance:	7cm
	EMiIW2400-TR-V1-H	RBW: 0.01kHz	VBW: 0.01kHz
Description:	EUT only		



No.	Frequency (KHz)	Reading (dBUV)	Factor (dBpT/uV)	Result (dBpT)	Limit (dBpT)	Margin (dB)	Detector	P/F	Remark
1	0.0570	37.22	73.25	110.47	179.98	-69.51	peak	P	
2	0.1800	24.66	63.20	87.86	179.89	-92.03	peak	P	
3	0.3000	22.76	59.63	82.39	179.81	-97.42	peak	P	
4	0.4210	21.53	56.41	77.94	179.73	-101.79	peak	P	
5	0.5390	23.41	53.92	77.33	179.64	-102.31	peak	P	
6	0.6590	24.52	52.74	77.26	179.56	-102.30	peak	P	

50Hz-0.001MHz-Horizontal

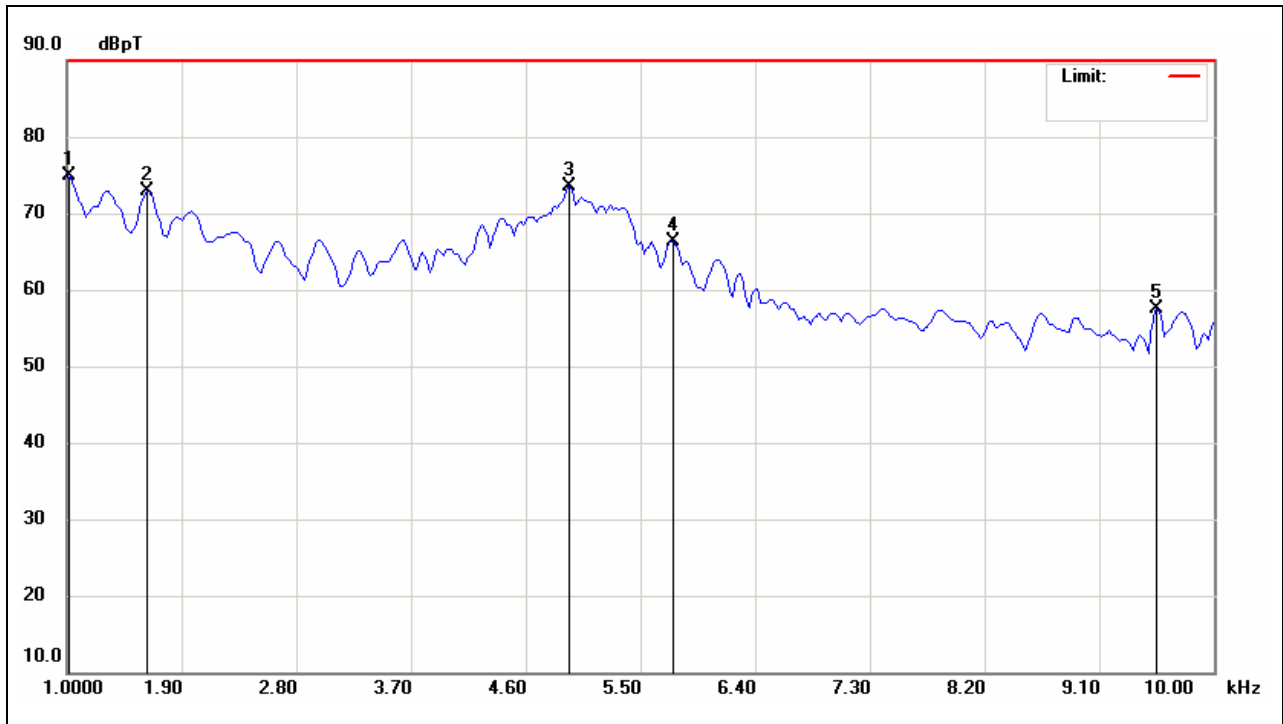
Job No.:	90608001	Polarization:	Horizontal
Standard:	MIL-STD-461E/ F RE101(Army)	Power Source:	AC 240V/60Hz
Test item:	Radiation Test	Date:	2009/8/25
Temp.(°C)/Hum.(%):	22(°C)/51%	Time:	下午 05:17:31
Company:	iTech.	Engineer	Skyman
Trade Name:	iTech	Signature:	
Model:	EMiIW2400 TR-V1	Distance:	7cm
	EMiIW2400-TR-V1-H	RBW: 0.01kHz	VBW: 0.01kHz
Description:	EUT only		



No.	Frequency (KHz)	Reading (dBuV)	Factor (dBpT/uV)	Result (dBpT)	Limit (dBpT)	Margin (dB)	Detector	P/F	Remark
1	0.0570	37.48	73.25	110.73	179.98	-69.25	peak	P	
2	0.1790	25.18	63.24	88.42	179.90	-91.48	peak	P	
3	0.3000	24.41	59.63	84.04	179.81	-95.77	peak	P	
4	0.4200	23.65	56.43	80.08	179.73	-99.65	peak	P	
5	0.5390	25.65	53.92	79.57	179.64	-100.07	peak	P	
6	0.6610	27.02	52.72	79.74	179.56	-99.82	peak	P	

0.001Hz-0.01MHz-Vertical

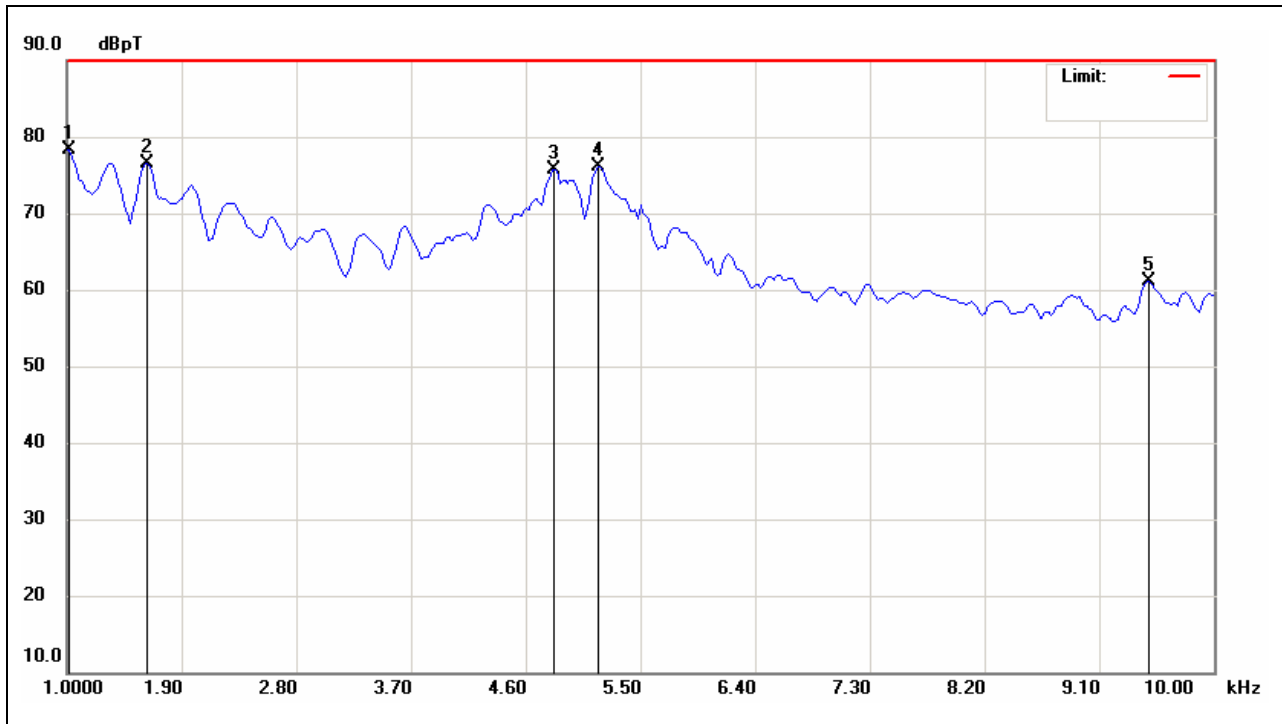
Job No.:	90608001	Polarization:	Vertical
Standard:	MIL-STD-461E/ F RE101(Army)	Power Source:	AC 240V/60Hz
Test item:	Radiation Test	Date:	2009/8/25
Temp.(°C)/Hum.(%):	22(°C)/51%	Time:	下午 05:13:17
Company:	iTech.	Engineer	Skyman
Trade Name:	iTech	Signature:	
Model:	EMiW2400 TR-V1	Distance:	7cm
	EMiW2400-TR-V1-H	RBW: 0.1kHz	VBW: 0.1kHz
Description:	EUT only		



No.	Frequency (KHz)	Reading (dBuV)	Factor (dBpT/uV)	Result (dBpT)	Limit (dBpT)	Margin (dB)	Detector	P/F	Remark
1	1.0150	25.68	49.32	75.00	179.31	-104.31	peak	P	
2	1.6300	26.79	46.19	72.98	178.88	-105.90	peak	P	
3	4.9450	36.84	36.64	73.48	176.56	-103.08	peak	P	
4	5.7550	30.60	35.76	66.36	175.99	-109.63	peak	P	
5	9.5500	25.55	32.04	57.59	173.33	-115.74	peak	P	

0.001Hz-0.01MHz-Horizontal

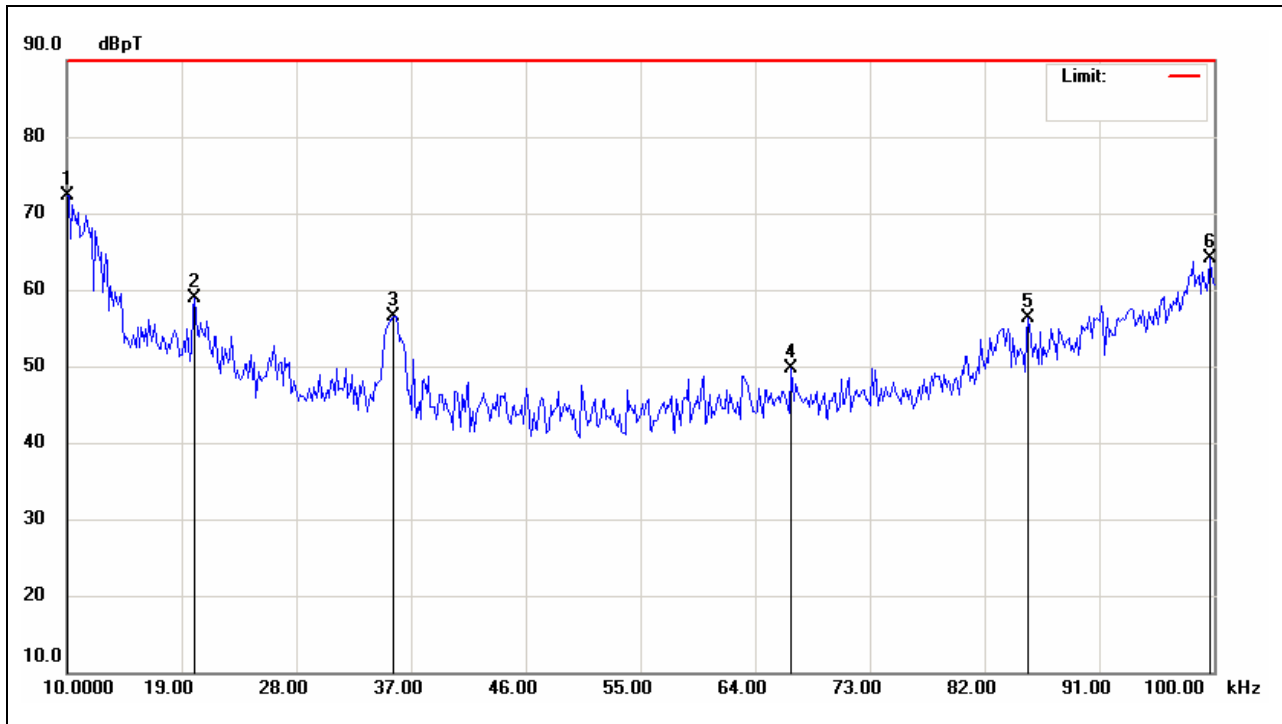
Job No.:	90608001	Polarization:	Horizontal
Standard:	MIL-STD-461E/ F RE101(Army)	Power Source:	AC 240V/60Hz
Test item:	Radiation Test	Date:	2009/8/25
Temp.(°C)/Hum.(%):	22(°C)/51%	Time:	下午 05:18:31
Company:	iTech.	Engineer	Skyman
Trade Name:	iTech	Signature:	
Model:	EMiIW2400 TR-V1 EMiIW2400-TR-V1-H	Distance:	7cm
Description:	EUT only	RBW: 0.1kHz	VBW: 0.1kHz



No.	Frequency (KHz)	Reading (dBuV)	Factor (dBpT/uV)	Result (dBpT)	Limit (dBpT)	Margin (dB)	Detector	P/F	Remark
1	1.0150	28.92	49.32	78.24	179.31	-101.07	peak	P	
2	1.6300	30.38	46.19	76.57	178.88	-102.31	peak	P	
3	4.8250	38.82	36.95	75.77	176.64	-100.87	peak	P	
4	5.1700	39.86	36.33	76.19	176.40	-100.21	peak	P	
5	9.4900	28.99	32.10	61.09	173.38	-112.29	peak	P	

0.01Hz-0.1MHz-Vertical

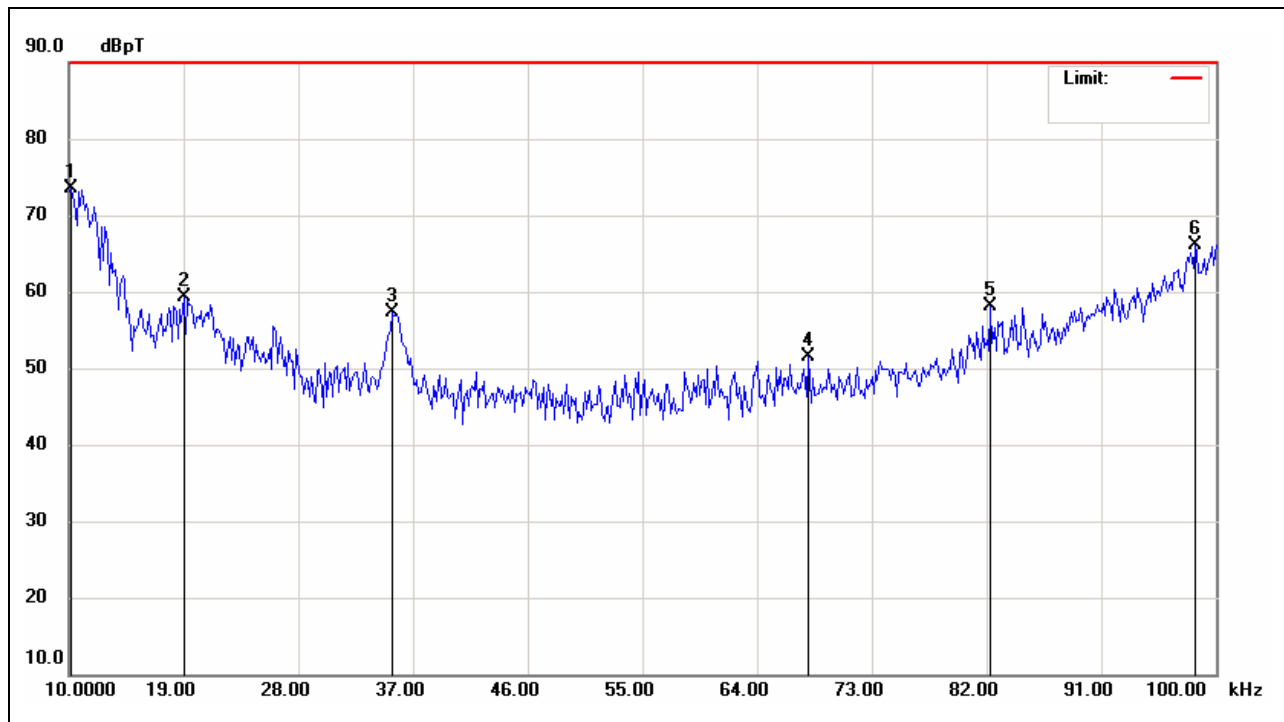
Job No.:	90608001	Polarization:	Vertical
Standard:	MIL-STD-461E/ F RE101(Army)	Power Source:	AC 240V/60Hz
Test item:	Radiation Test	Date:	2009/8/25
Temp.(°C)/Hum.(%):	22(°C)/51%	Time:	下午 05:12:25
Company:	iTech.	Engineer	Skyman
Trade Name:	iTech	Signature:	
Model:	EMiIW2400 TR-V1	Distance:	7cm
	EMiIW2400-TR-V1-H	RBW: 1kHz	VBW: 1kHz
Description:	EUT only		



No.	Frequency (KHz)	Reading (dBuV)	Factor (dBpT/uV)	Result (dBpT)	Limit (dBpT)	Margin (dB)	Detector	P/F	Remark
1	10.0000	40.74	31.60	72.34	173.02	-100.68	peak	P	
2	20.0500	31.99	26.89	58.88	165.98	-107.10	peak	P	
3	35.6500	31.52	25.02	56.54	155.06	-98.52	peak	P	
4	66.8500	26.69	23.10	49.79	133.21	-83.42	peak	P	
5	85.4500	33.53	22.87	56.40	120.19	-63.79	peak	P	
6	99.7000	41.31	22.70	64.01	110.21	-46.20	peak	P	

0.01Hz-0.1MHz-Horizontal

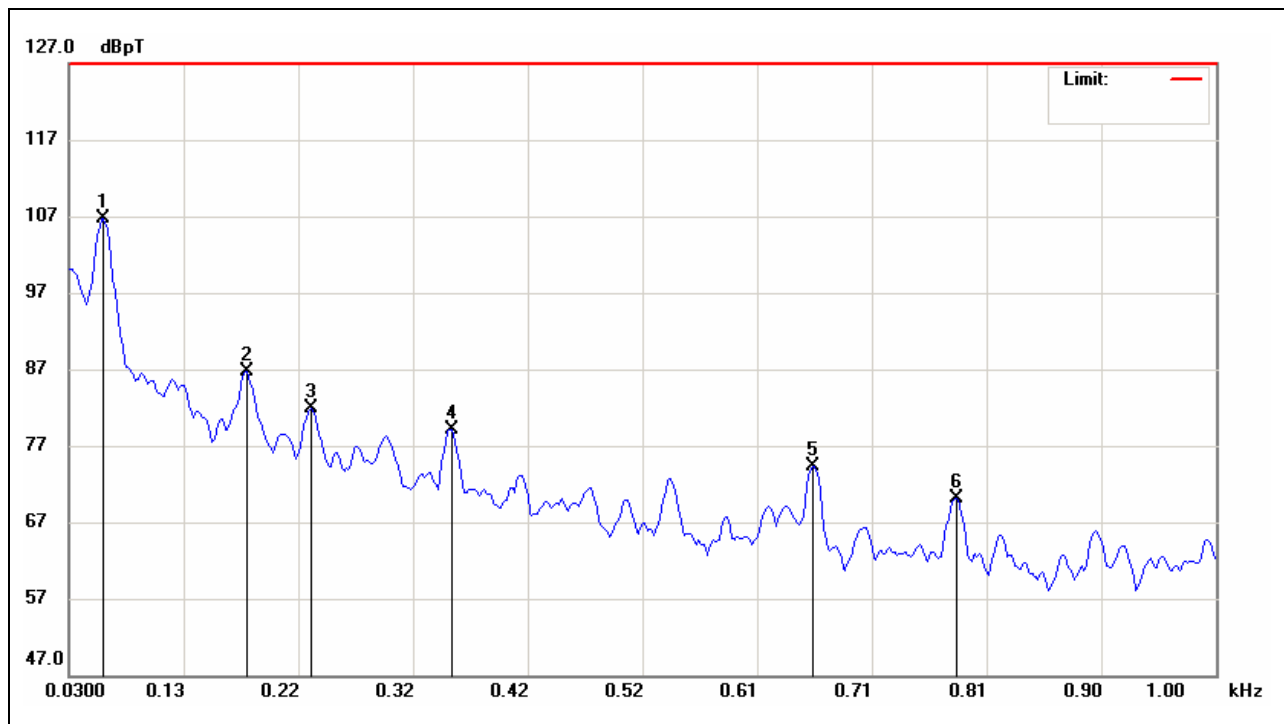
Job No.:	90608001	Polarization:	Horizontal
Standard:	MIL-STD-461E/ F RE101(Army)	Power Source:	AC 240V/60Hz
Test item:	Radiation Test	Date:	2009/8/25
Temp.(°C)/Hum.(%):	22(°C)/51%	Time:	下午 05:19:45
Company:	iTech.	Engineer	Skyman
Trade Name:	iTech	Signature:	
Model:	EMiIW2400 TR-V1 EMiIW2400-TR-V1-H	Distance:	7cm
Description:	EUT only	RBW: 1kHz	VBW: 1kHz



No.	Frequency (KHz)	Reading (dBuV)	Factor (dBpT/uV)	Result (dBpT)	Limit (dBpT)	Margin (dB)	Detector	P/F	Remark
1	10.1500	42.00	31.53	73.53	172.91	-99.38	peak	P	
2	19.0000	31.88	27.37	59.25	166.72	-107.47	peak	P	
3	35.3500	32.26	25.06	57.32	155.27	-97.95	peak	P	
4	68.0500	28.39	23.08	51.47	132.37	-80.90	peak	P	
5	82.3000	35.24	22.91	58.15	122.39	-64.24	peak	P	
6	98.3500	43.31	22.72	66.03	111.16	-45.13	peak	P	

Left**50Hz-0.001MHz-Vertical**

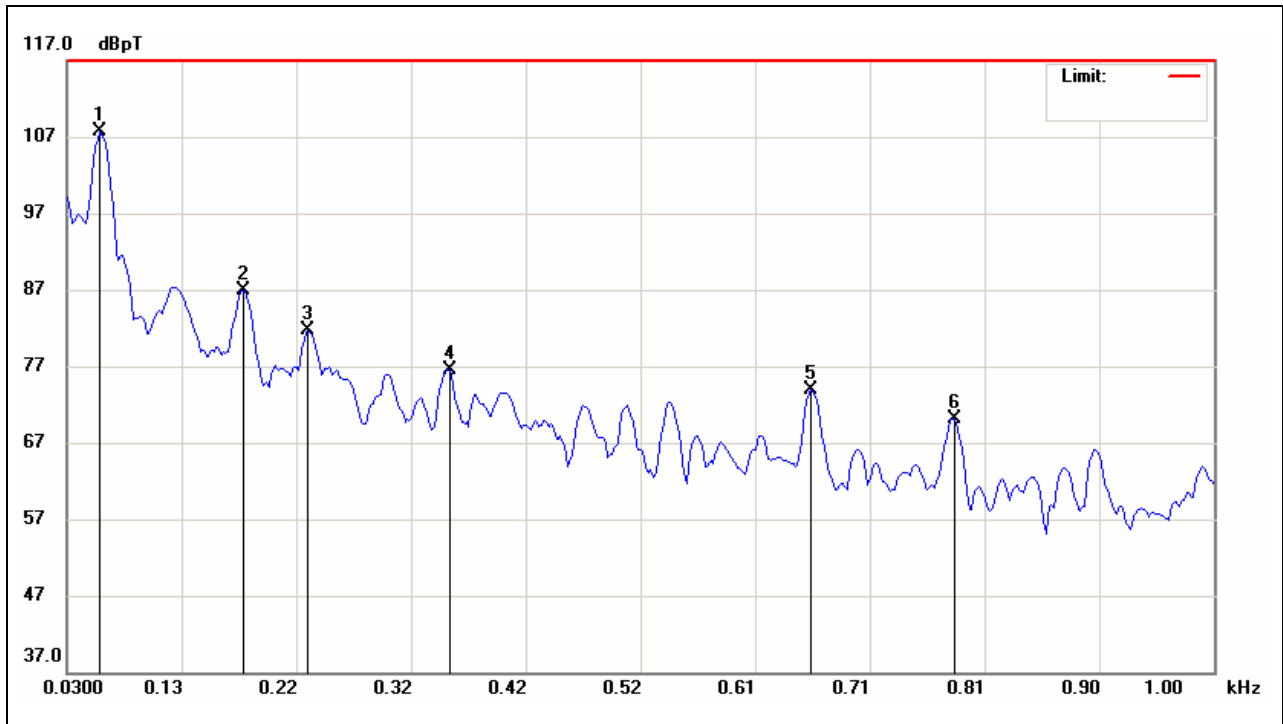
Job No.:	90608001	Polarization:	Vertical
Standard:	MIL-STD-461E/ F RE101(Army)	Power Source:	AC 240V/60Hz
Test item:	Radiation Test	Date:	2009/8/25
Temp.(°C)/Hum.(%):	22(°C)/51%	Time:	下午 04:55:09
Company:	iTech.	Engineer	Skyman
Trade Name:	iTech	Signature:	
Model:	EMiIW2400 TR-V1	Distance:	7cm
	EMiIW2400-TR-V1-H	RBW: 0.01kHz	VBW: 0.01kHz
Description:	EUT only		



No.	Frequency (KHz)	Reading (dBUV)	Factor (dBpT/uV)	Result (dBpT)	Limit (dBpT)	Margin (dB)	Detector	P/F	Remark
1	0.0590	33.76	72.95	106.71	179.98	-73.27	peak	P	
2	0.1800	23.52	63.20	86.72	179.89	-93.17	peak	P	
3	0.2350	20.43	61.37	81.80	179.86	-98.06	peak	P	
4	0.3530	20.84	58.22	79.06	179.77	-100.71	peak	P	
5	0.6590	21.59	52.74	74.33	179.56	-105.23	peak	P	
6	0.7800	18.61	51.56	70.17	179.47	-109.30	peak	P	

50Hz-0.001MHz-Horizontal

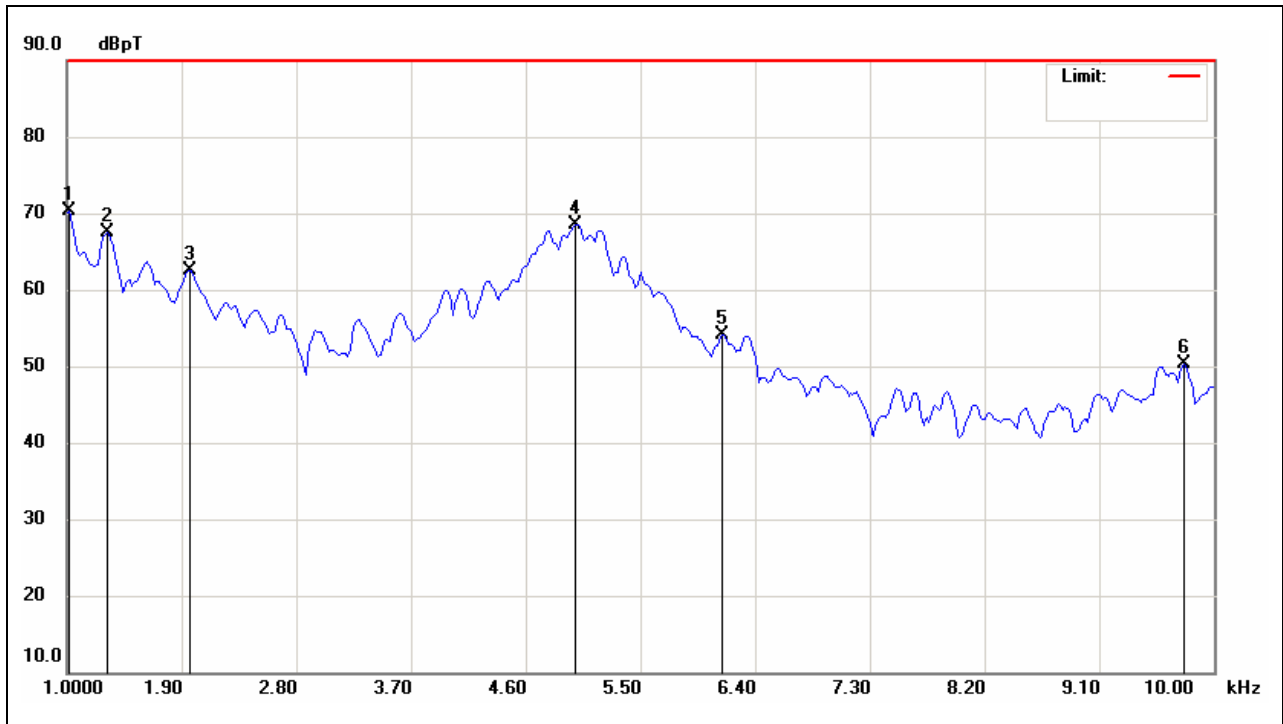
Job No.:	90608001	Polarization:	Horizontal
Standard:	MIL-STD-461E/ F RE101(Army)	Power Source:	AC 240V/60Hz
Test item:	Radiation Test	Date:	2009/8/25
Temp.(°C)/Hum.(%):	22(°C)/51%	Time:	下午 05:30:59
Company:	iTech.	Engineer	Skyman
Trade Name:	iTech	Signature:	
Model:	EMiIW2400 TR-V1	Distance:	7cm
	EMiIW2400-TR-V1-H	RBW: 0.01kHz	VBW: 0.01kHz
Description:	EUT only		



No.	Frequency (KHz)	Reading (dBuV)	Factor (dBpT/uV)	Result (dBpT)	Limit (dBpT)	Margin (dB)	Detector	P/F	Remark
1	0.0570	34.39	73.25	107.64	179.98	-72.34	peak	P	
2	0.1790	23.71	63.24	86.95	179.90	-92.95	peak	P	
3	0.2340	20.32	61.39	81.71	179.86	-98.15	peak	P	
4	0.3530	18.25	58.22	76.47	179.77	-103.30	peak	P	
5	0.6590	21.22	52.74	73.96	179.56	-105.60	peak	P	
6	0.7800	18.47	51.56	70.03	179.47	-109.44	peak	P	

0.001Hz-0.01MHz-Vertical

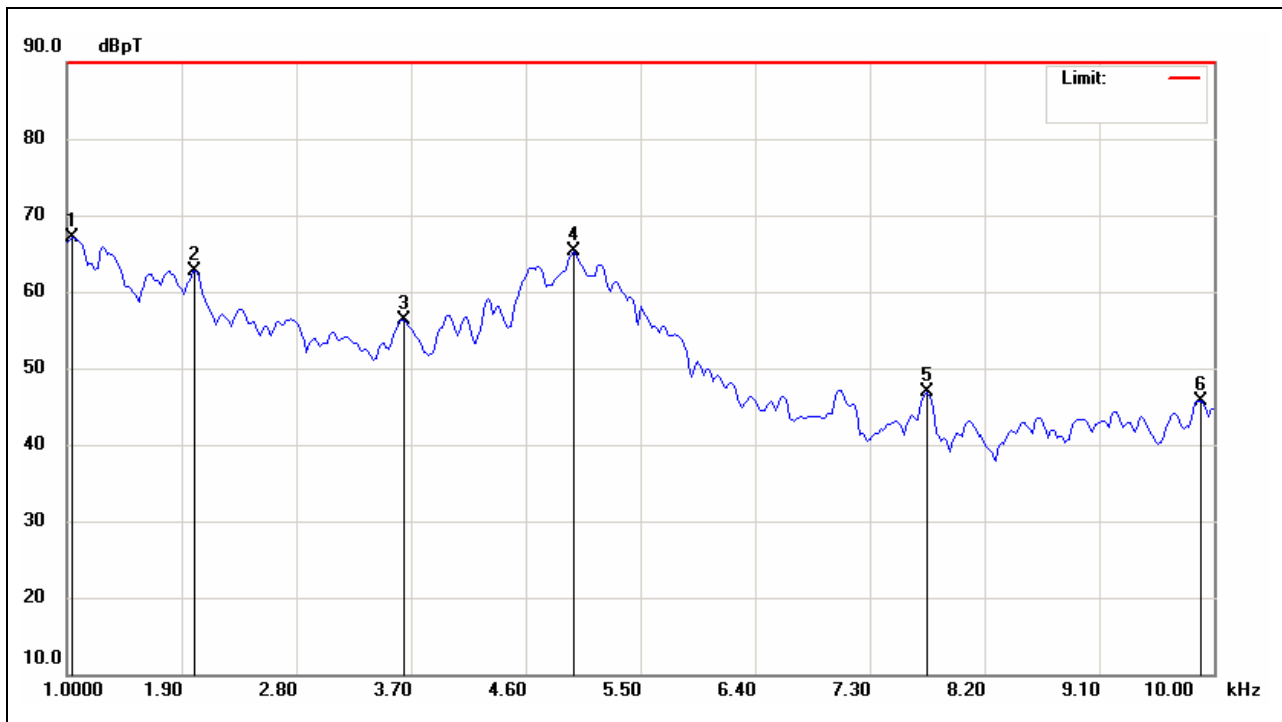
Job No.:	90608001	Polarization:	Vertical
Standard:	MIL-STD-461E/ F RE101(Army)	Power Source:	AC 240V/60Hz
Test item:	Radiation Test	Date:	2009/8/25
Temp.(°C)/Hum.(%):	22(°C)/51%	Time:	下午 04:54:06
Company:	iTech.	Engineer	Skyman
Trade Name:	iTech	Signature:	
Model:	EMiIW2400 TR-V1	Distance:	7cm
	EMiIW2400-TR-V1-H	RBW: 0.1kHz	VBW: 0.1kHz
Description:	EUT only		



No.	Frequency (KHz)	Reading (dBUV)	Factor (dBpT/uV)	Result (dBpT)	Limit (dBpT)	Margin (dB)	Detector	P/F	Remark
1	1.0150	20.90	49.32	70.22	179.31	-109.09	peak	P	
2	1.3150	19.69	47.79	67.48	179.10	-111.62	peak	P	
3	1.9600	17.95	44.50	62.45	178.65	-116.20	peak	P	
4	4.9900	31.94	36.53	68.47	176.53	-108.06	peak	P	
5	6.1450	18.74	35.38	54.12	175.72	-121.60	peak	P	
6	9.7600	18.37	31.84	50.21	173.19	-122.98	peak	P	

0.001Hz-0.01MHz-Horizontal

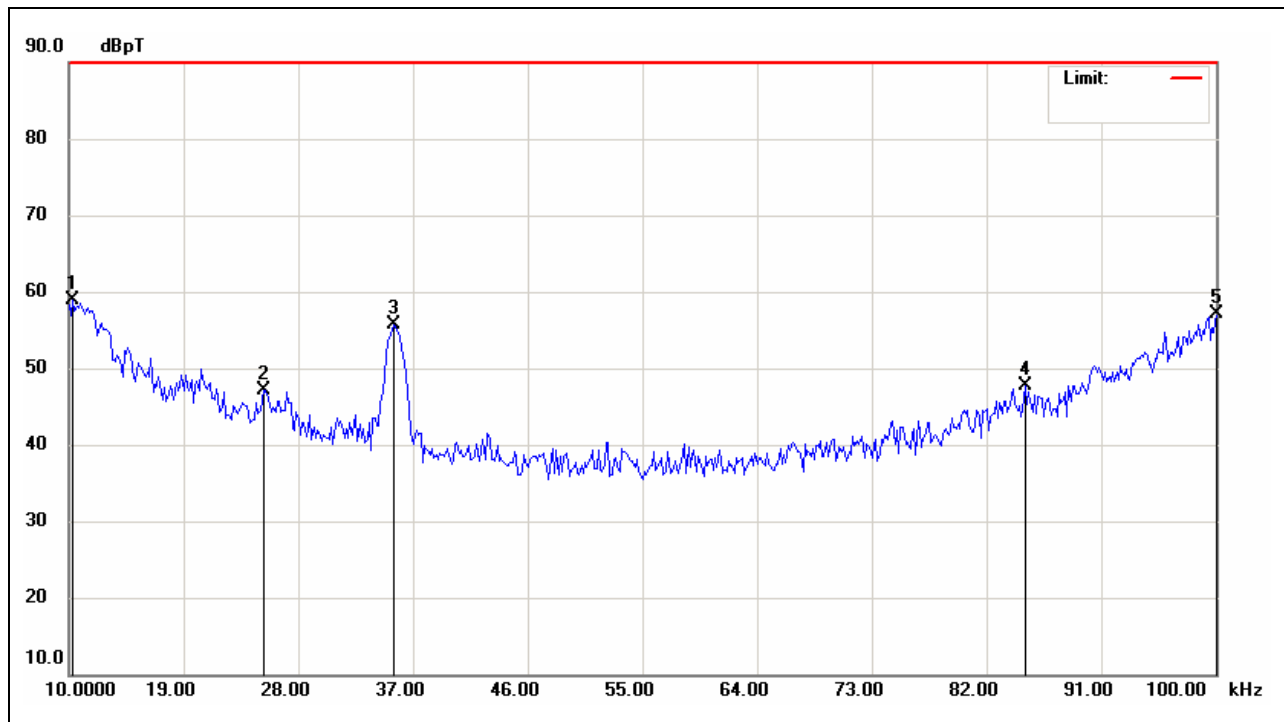
Job No.:	90608001	Polarization:	Horizontal
Standard:	MIL-STD-461E/ F RE101(Army)	Power Source:	AC 240V/60Hz
Test item:	Radiation Test	Date:	2009/8/25
Temp.(°C)/Hum.(%):	22(°C)/51%	Time:	下午 05:30:04
Company:	iTech.	Engineer	Skyman
Trade Name:	iTech	Signature:	
Model:	EMiIW2400 TR-V1	Distance:	7cm
	EMiIW2400-TR-V1-H	RBW: 0.1kHz	VBW: 0.1kHz
Description:	EUT only		



No.	Frequency (KHz)	Reading (dBuV)	Factor (dBpT/uV)	Result (dBpT)	Limit (dBpT)	Margin (dB)	Detector	P/F	Remark
1	1.0450	17.86	49.17	67.03	179.29	-112.26	peak	P	
2	2.0050	18.46	44.29	62.75	178.62	-115.87	peak	P	
3	3.6400	16.28	40.04	56.32	177.47	-121.15	peak	P	
4	4.9750	28.65	36.56	65.21	176.54	-111.33	peak	P	
5	7.7500	13.03	33.80	46.83	174.59	-127.76	peak	P	
6	9.8950	14.03	31.70	45.73	173.09	-127.36	peak	P	

0.01Hz-0.1MHz-Vertical

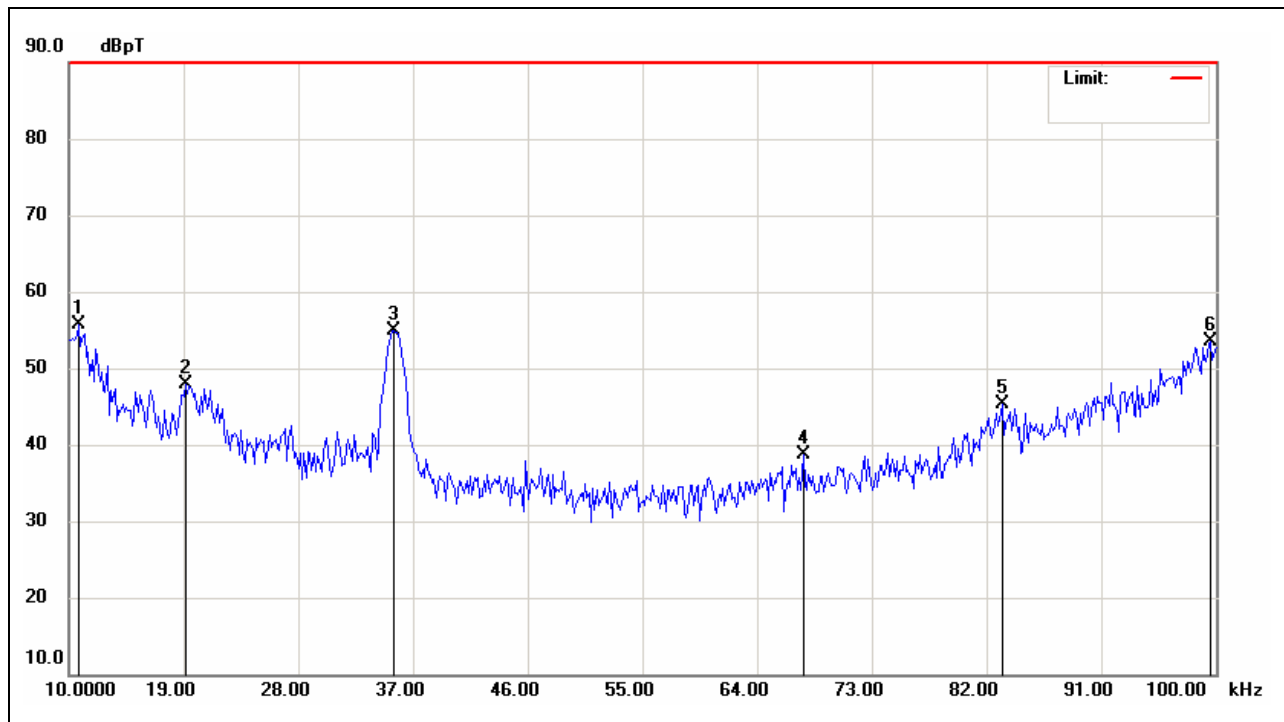
Job No.:	90608001	Polarization:	Vertical
Standard:	MIL-STD-461E/ F RE101(Army)	Power Source:	AC 240V/60Hz
Test item:	Radiation Test	Date:	2009/8/25
Temp.(°C)/Hum.(%):	22(°C)/51%	Time:	下午 04:49:43
Company:	iTech.	Engineer	Skyman
Trade Name:	iTech	Signature:	
Model:	EMiIW2400 TR-V1	Distance:	7cm
	EMiIW2400-TR-V1-H	RBW: 1kHz	VBW: 1kHz
Description:	EUT only		



No.	Frequency (KHz)	Reading (dBuV)	Factor (dBpT/uV)	Result (dBpT)	Limit (dBpT)	Margin (dB)	Detector	P/F	Remark
1	10.3000	27.44	31.46	58.90	172.81	-113.91	peak	P	
2	25.3000	20.83	26.26	47.09	162.31	-115.22	peak	P	
3	35.5000	30.74	25.04	55.78	155.16	-99.38	peak	P	
4	85.0000	24.88	22.88	47.76	120.50	-72.74	peak	P	
5	100.0000	34.43	22.70	57.13	110.00	-52.87	peak	P	

0.01Hz-0.1MHz-Horizontal

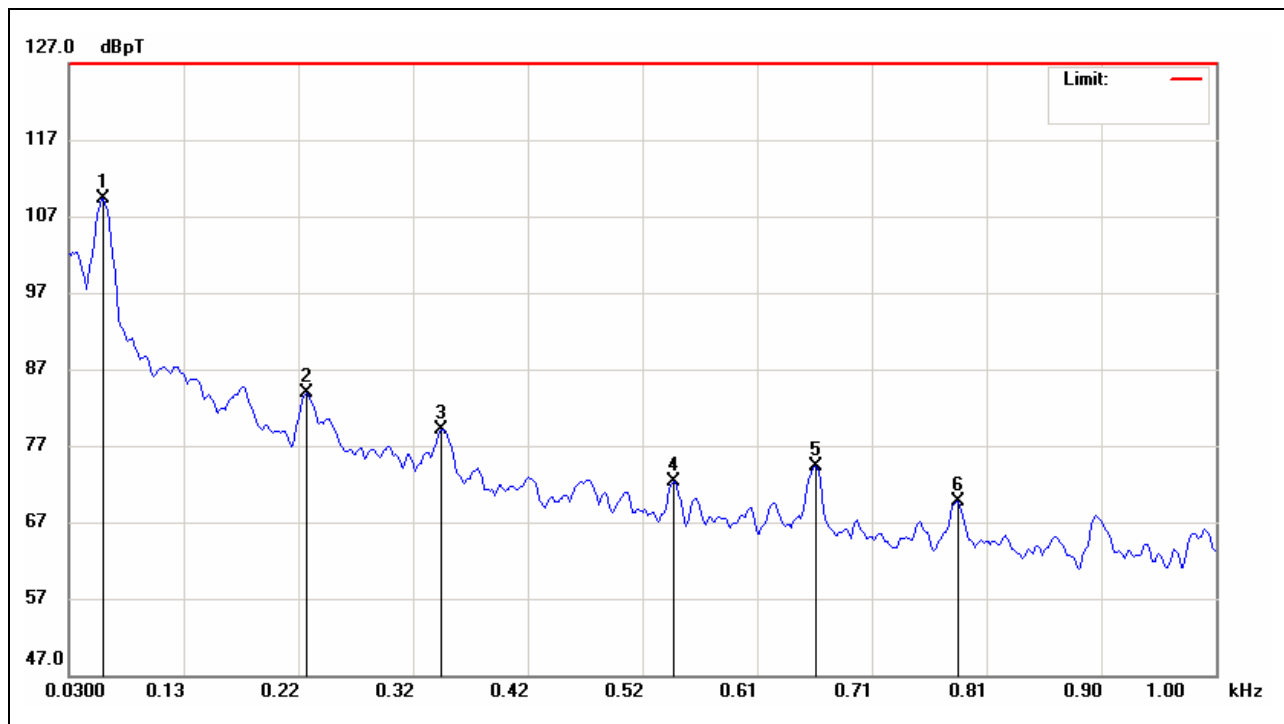
Job No.:	90608001	Polarization:	Horizontal
Standard:	MIL-STD-461E/ F RE101(Army)	Power Source:	AC 240V/60Hz
Test item:	Radiation Test	Date:	2009/8/25
Temp.(°C)/Hum.(%):	22(°C)/51%	Time:	下午 05:28:43
Company:	iTech.	Engineer	Skyman
Trade Name:	iTech	Signature:	
Model:	EMiIW2400 TR-V1	Distance:	7cm
	EMiIW2400-TR-V1-H	RBW: 1kHz	VBW: 1kHz
Description:	EUT only		



No.	Frequency (KHz)	Reading (dBuV)	Factor (dBpT/uV)	Result (dBpT)	Limit (dBpT)	Margin (dB)	Detector	P/F	Remark
1	10.7500	24.53	31.25	55.78	172.49	-116.71	peak	P	
2	19.1500	20.63	27.30	47.93	166.61	-118.68	peak	P	
3	35.5000	29.92	25.04	54.96	155.16	-100.20	peak	P	
4	67.6000	15.70	23.09	38.79	132.69	-93.90	peak	P	
5	83.2000	22.38	22.90	45.28	121.76	-76.48	peak	P	
6	99.5500	30.84	22.71	53.55	110.32	-56.77	peak	P	

Right**50Hz-0.001MHz-Vertical**

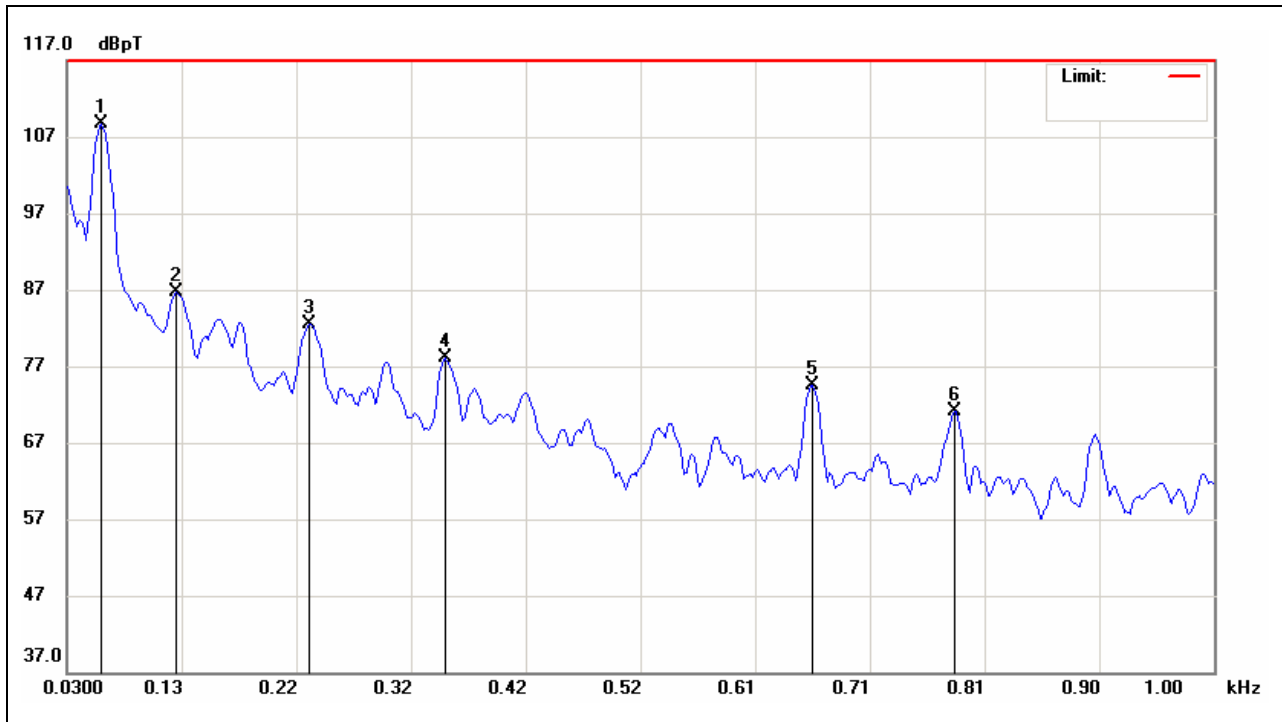
Job No.:	90608001	Polarization:	Vertical
Standard:	MIL-STD-461E/ F RE101(Army)	Power Source:	AC 240V/60Hz
Test item:	Radiation Test	Date:	2009/8/25
Temp.(°C)/Hum.(%):	22(°C)/51%	Time:	下午 04:40:44
Company:	iTech.	Engineer	Skyman
Trade Name:	iTech	Signature:	
Model:	EMiIW2400 TR-V1 EMiIW2400-TR-V1-H	Distance:	7cm
Description:	EUT only	RBW: 0.01kHz	VBW: 0.01kHz



No.	Frequency (KHz)	Reading (dBUV)	Factor (dBpT/uV)	Result (dBpT)	Limit (dBpT)	Margin (dB)	Detector	P/F	Remark
1	0.0590	36.33	72.95	109.28	179.98	-70.70	peak	P	
2	0.2300	22.29	61.50	83.79	179.86	-96.07	peak	P	
3	0.3450	20.76	58.43	79.19	179.78	-100.59	peak	P	
4	0.5410	18.32	53.90	72.22	179.64	-107.42	peak	P	
5	0.6620	21.58	52.71	74.29	179.56	-105.27	peak	P	
6	0.7820	18.20	51.54	69.74	179.47	-109.73	peak	P	

50Hz-0.001MHz-Horizontal

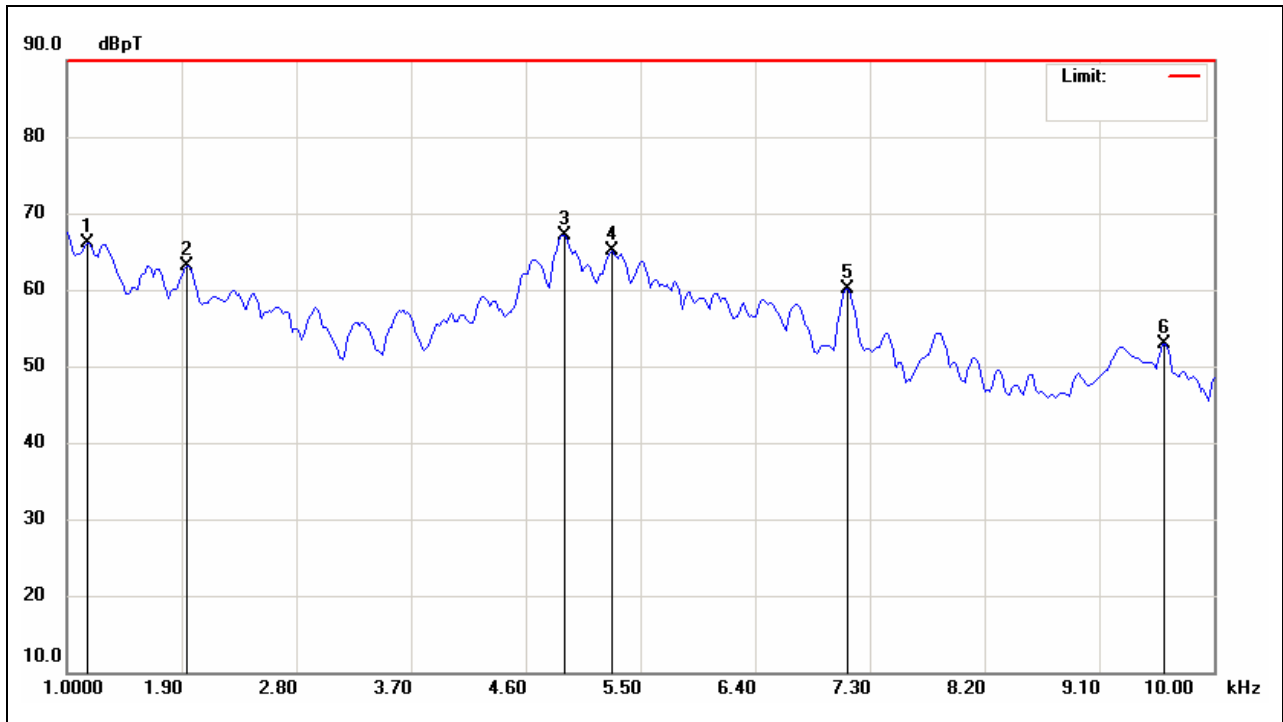
Job No.:	90608001	Polarization:	Horizontal
Standard:	MIL-STD-461E/ F RE101(Army)	Power Source:	AC 240V/60Hz
Test item:	Radiation Test	Date:	2009/8/25
Temp.(°C)/Hum.(%):	22(°C)/51%	Time:	下午 05:24:53
Company:	iTech.	Engineer	Skyman
Trade Name:	iTech	Signature:	
Model:	EMiIW2400 TR-V1	Distance:	7cm
	EMiIW2400-TR-V1-H	RBW: 0.01kHz	VBW: 0.01kHz
Description:	EUT only		



No.	Frequency (KHz)	Reading (dBuV)	Factor (dBpT/uV)	Result (dBpT)	Limit (dBpT)	Margin (dB)	Detector	P/F	Remark
1	0.0590	35.73	72.95	108.68	179.98	-71.30	peak	P	
2	0.1220	20.79	65.81	86.60	179.94	-93.34	peak	P	
3	0.2350	21.09	61.37	82.46	179.86	-97.40	peak	P	
4	0.3500	19.75	58.30	78.05	179.78	-101.73	peak	P	
5	0.6610	21.84	52.72	74.56	179.56	-105.00	peak	P	
6	0.7800	19.48	51.56	71.04	179.47	-108.43	peak	P	

0.001Hz-0.01MHz-Vertical

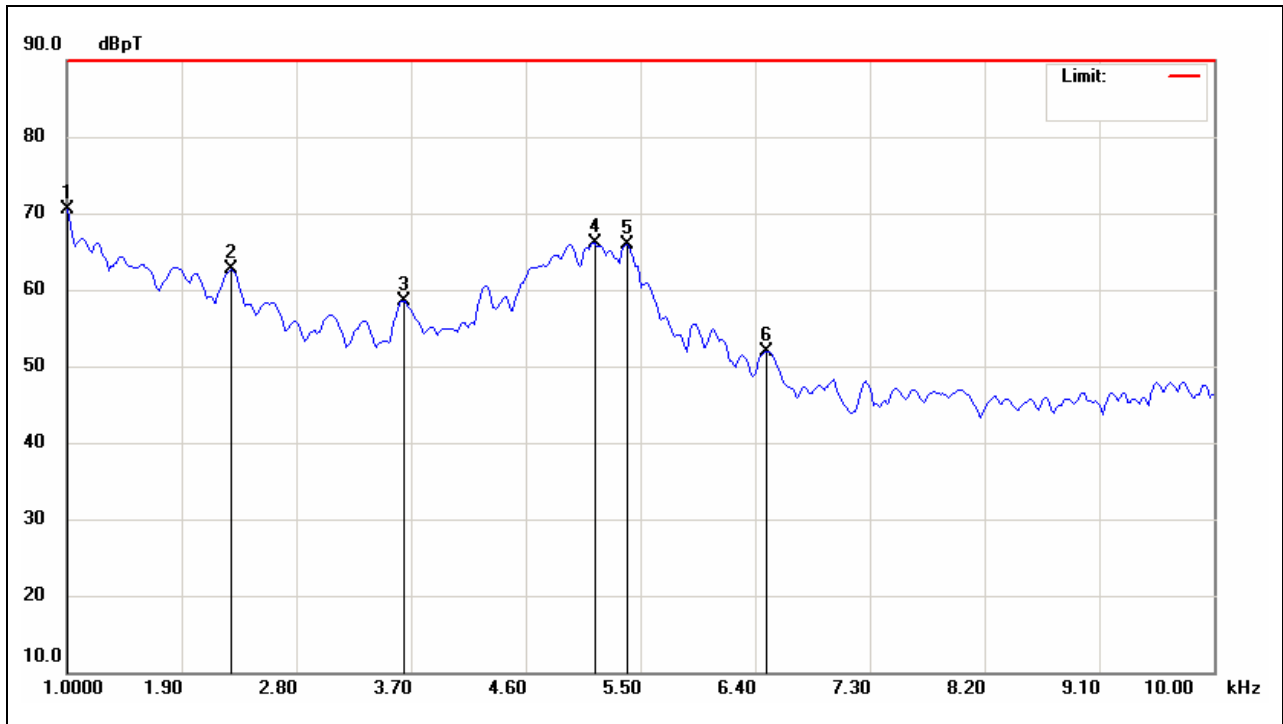
Job No.:	90608001	Polarization:	Vertical
Standard:	MIL-STD-461E/ F RE101(Army)	Power Source:	AC 240V/60Hz
Test item:	Radiation Test	Date:	2009/8/25
Temp.(°C)/Hum.(%):	22(°C)/51%	Time:	下午 04:43:55
Company:	iTech.	Engineer	Skyman
Trade Name:	iTech	Signature:	
Model:	EMiIW2400 TR-V1	Distance:	7cm
	EMiIW2400-TR-V1-H	RBW: 0.1kHz	VBW: 0.1kHz
Description:	EUT only		



No.	Frequency (KHz)	Reading (dBuV)	Factor (dBpT/uV)	Result (dBpT)	Limit (dBpT)	Margin (dB)	Detector	P/F	Remark
1	1.1650	17.52	48.56	66.08	179.21	-113.13	peak	P	
2	1.9450	18.48	44.58	63.06	178.66	-115.60	peak	P	
3	4.9000	30.33	36.76	67.09	176.59	-109.50	peak	P	
4	5.2750	28.80	36.23	65.03	176.33	-111.30	peak	P	
5	7.1200	25.68	34.42	60.10	175.04	-114.94	peak	P	
6	9.6100	20.92	31.98	52.90	173.29	-120.39	peak	P	

0.001Hz-0.01MHz-Horizontal

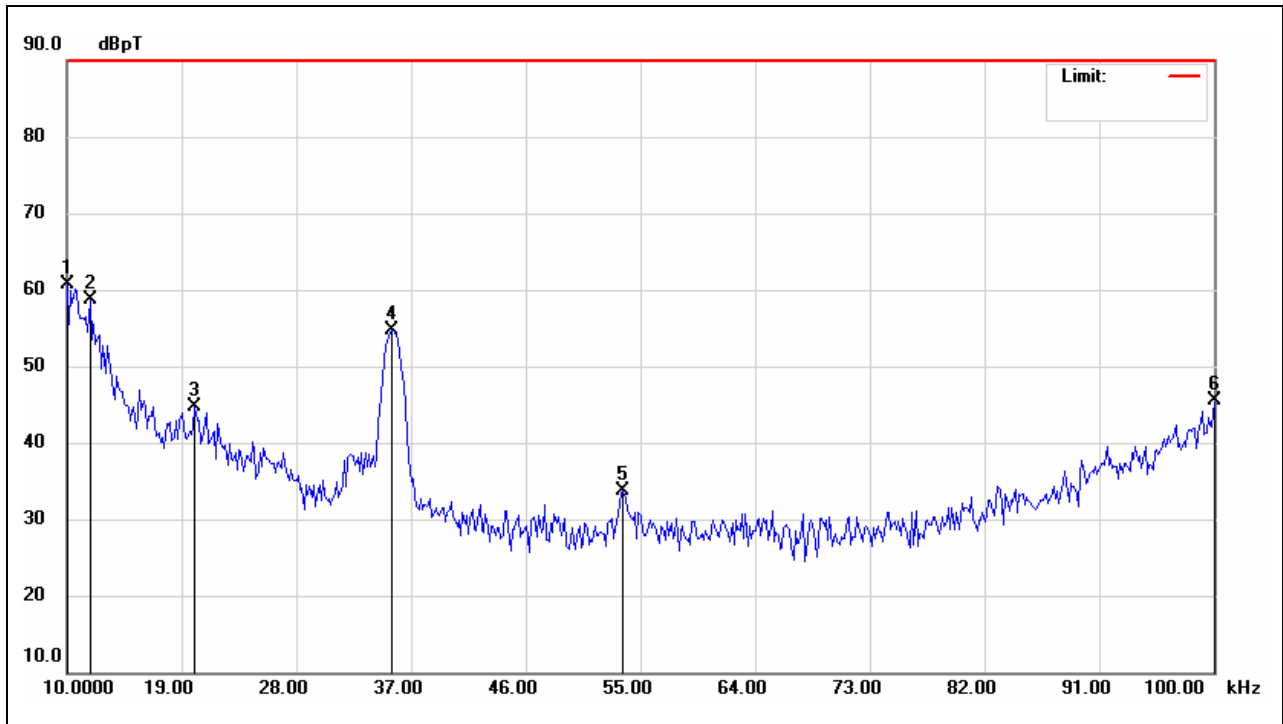
Job No.:	90608001	Polarization:	Horizontal
Standard:	MIL-STD-461E/ F RE101(Army)	Power Source:	AC 240V/60Hz
Test item:	Radiation Test	Date:	2009/8/25
Temp.(°C)/Hum.(%):	22(°C)/51%	Time:	下午 05:25:49
Company:	iTech.	Engineer	Skyman
Trade Name:	iTech	Signature:	
Model:	EMiW2400 TR-V1	Distance:	7cm
	EMiW2400-TR-V1-H	RBW: 0.1kHz	VBW: 0.1kHz
Description:	EUT only		



No.	Frequency (KHz)	Reading (dBUV)	Factor (dBpT/uV)	Result (dBpT)	Limit (dBpT)	Margin (dB)	Detector	P/F	Remark
1	1.0000	21.01	49.40	70.41	179.32	-108.91	peak	P	
2	2.2900	19.07	43.55	62.62	178.42	-115.80	peak	P	
3	3.6400	18.48	40.04	58.52	177.47	-118.95	peak	P	
4	5.1400	29.80	36.36	66.16	176.42	-110.26	peak	P	
5	5.3950	29.84	36.11	65.95	176.24	-110.29	peak	P	
6	6.4900	16.91	35.04	51.95	175.48	-123.53	peak	P	

0.01Hz-0.1MHz-Vertical

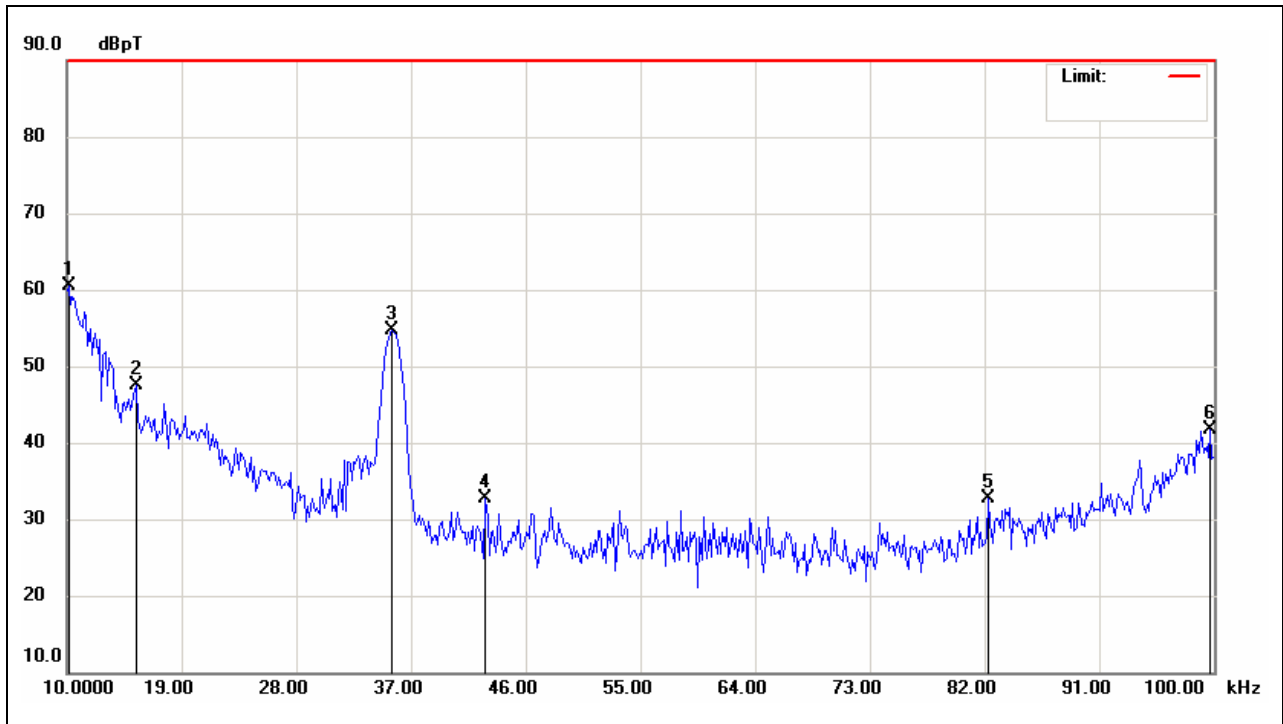
Job No.:	90608001	Polarization:	Vertical
Standard:	MIL-STD-461E/ F RE101(Army)	Power Source:	AC 240V/60Hz
Test item:	Radiation Test	Date:	2009/8/25
Temp.(°C)/Hum.(%):	22(°C)/51%	Time:	下午 04:44:52
Company:	iTech.	Engineer	Skyman
Trade Name:	iTech	Signature:	
Model:	EMiIW2400 TR-V1 EMiIW2400-TR-V1-H	Distance:	7cm
Description:	EUT only	RBW: 1kHz	VBW: 1kHz



No.	Frequency (KHz)	Reading (dBuV)	Factor (dBpT/uV)	Result (dBpT)	Limit (dBpT)	Margin (dB)	Detector	P/F	Remark
1	10.0000	29.18	31.60	60.78	173.02	-112.24	peak	P	
2	11.8000	27.89	30.75	58.64	171.76	-113.12	peak	P	
3	20.0500	17.77	26.89	44.66	165.98	-121.32	peak	P	
4	35.5000	29.76	25.04	54.80	155.16	-100.36	peak	P	
5	53.6500	10.42	23.26	33.68	142.45	-108.77	peak	P	
6	100.0000	22.72	22.70	45.42	110.00	-64.58	peak	P	

0.01Hz-0.1MHz-Horizontal

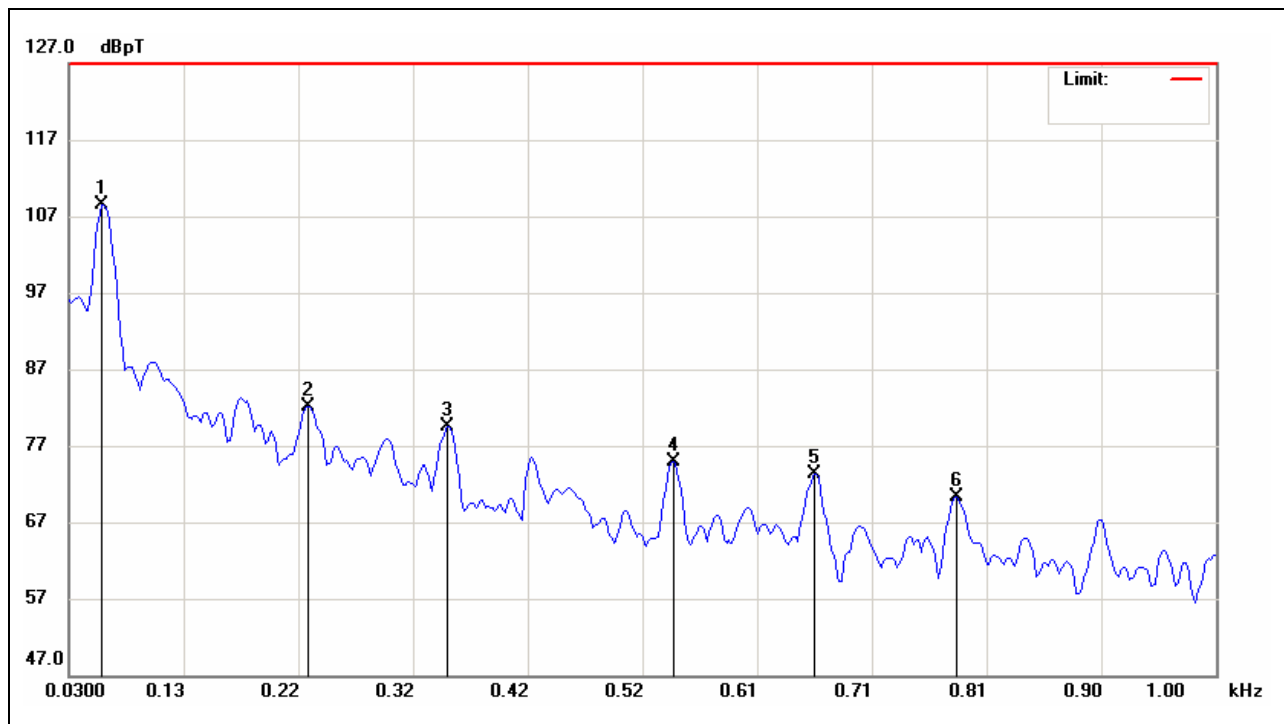
Job No.:	90608001	Polarization:	Horizontal
Standard:	MIL-STD-461E/ F RE101(Army)	Power Source:	AC 240V/60Hz
Test item:	Radiation Test	Date:	2009/8/25
Temp.(°C)/Hum.(%):	22(°C)/51%	Time:	下午 05:27:06
Company:	iTech.	Engineer	Skyman
Trade Name:	iTech	Signature:	
Model:	EMiW2400 TR-V1 EMiW2400-TR-V1-H	Distance:	7cm
Description:	EUT only	RBW: 1kHz	VBW: 1kHz



No.	Frequency (KHz)	Reading (dBuV)	Factor (dBpT/uV)	Result (dBpT)	Limit (dBpT)	Margin (dB)	Detector	P/F	Remark
1	10.1500	28.95	31.53	60.48	172.91	-112.43	peak	P	
2	15.4000	18.35	29.06	47.41	169.24	-121.83	peak	P	
3	35.5000	29.60	25.04	54.64	155.16	-100.52	peak	P	
4	42.8500	8.46	24.16	32.62	150.02	-117.40	peak	P	
5	82.3000	9.78	22.91	32.69	122.39	-89.70	peak	P	
6	99.7000	18.94	22.70	41.64	110.21	-68.57	peak	P	

Front**50Hz-0.001MHz-Vertical**

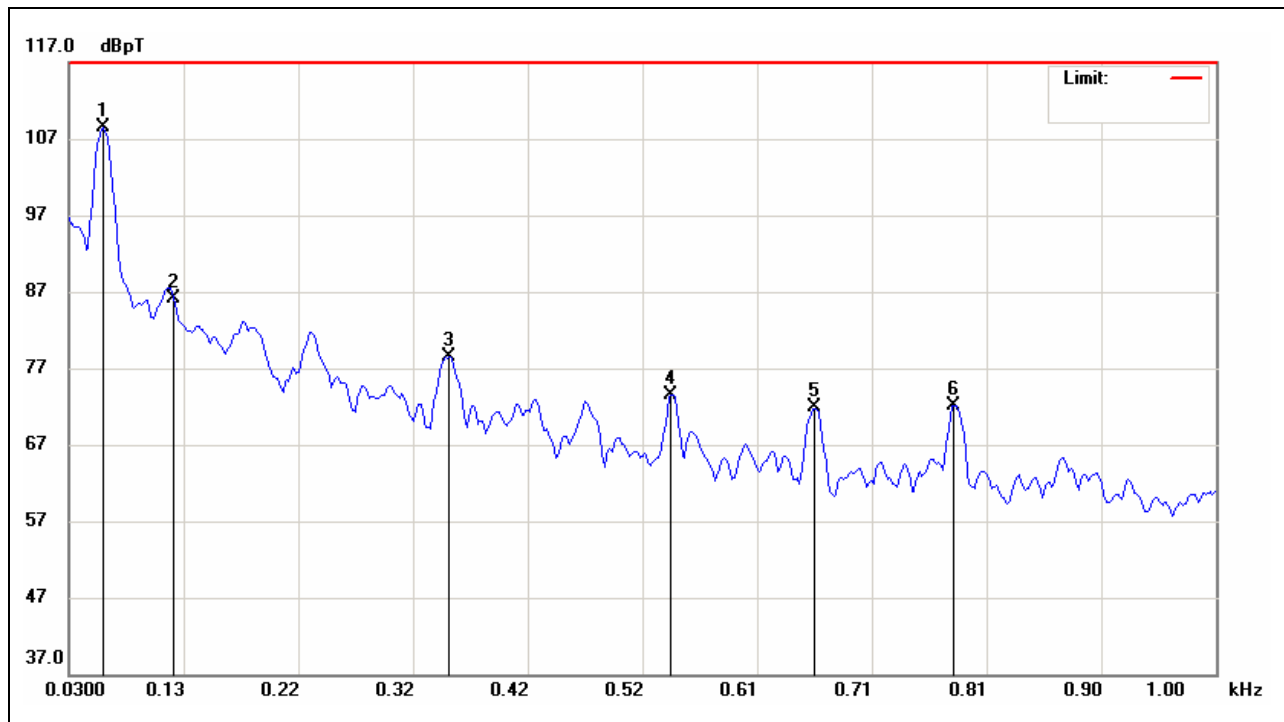
Job No.:	90608001	Polarization:	Vertical
Standard:	MIL-STD-461E/ F RE101(Army)	Power Source:	AC 240V/60Hz
Test item:	Radiation Test	Date:	2009/8/25
Temp.(°C)/Hum.(%):	22(°C)/51%	Time:	下午 04:57:55
Company:	iTech.	Engineer	Skyman
Trade Name:	iTech	Signature:	
Model:	EMiIW2400 TR-V1	Distance:	7cm
	EMiIW2400-TR-V1-H	RBW: 0.01kHz	VBW: 0.01kHz
Description:	EUT only		



No.	Frequency (KHz)	Reading (dBUV)	Factor (dBpT/uV)	Result (dBpT)	Limit (dBpT)	Margin (dB)	Detector	P/F	Remark
1	0.0570	35.27	73.25	108.52	179.98	-71.46	peak	P	
2	0.2320	20.74	61.45	82.19	179.86	-97.67	peak	P	
3	0.3500	21.17	58.30	79.47	179.78	-100.31	peak	P	
4	0.5410	20.96	53.90	74.86	179.64	-104.78	peak	P	
5	0.6610	20.53	52.72	73.25	179.56	-106.31	peak	P	
6	0.7800	18.75	51.56	70.31	179.47	-109.16	peak	P	

50Hz-0.001MHz-Horizontal

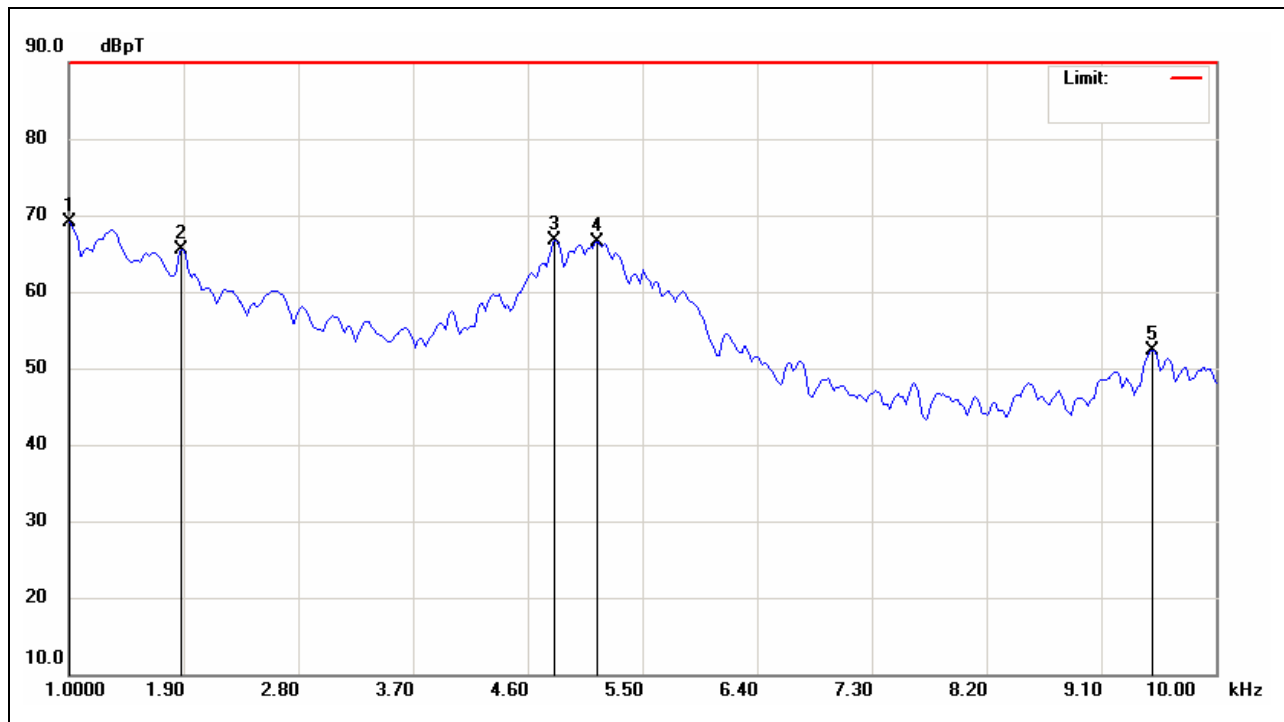
Job No.:	90608001	Polarization:	Horizontal
Standard:	MIL-STD-461E/ F RE101(Army)	Power Source:	AC 240V/60Hz
Test item:	Radiation Test	Date:	2009/8/25
Temp.(°C)/Hum.(%):	22(°C)/51%	Time:	下午 05:32:59
Company:	iTech.	Engineer	Skyman
Trade Name:	iTech	Signature:	
Model:	EMiW2400 TR-V1	Distance:	7cm
	EMiW2400-TR-V1-H	RBW: 0.01kHz	VBW: 0.01kHz
Description:	EUT only		



No.	Frequency (KHz)	Reading (dBuV)	Factor (dBpT/uV)	Result (dBpT)	Limit (dBpT)	Margin (dB)	Detector	P/F	Remark
1	0.0590	35.55	72.95	108.50	179.98	-71.48	peak	P	
2	0.1190	20.21	65.94	86.15	179.94	-93.79	peak	P	
3	0.3520	20.15	58.25	78.40	179.77	-101.37	peak	P	
4	0.5390	19.61	53.92	73.53	179.64	-106.11	peak	P	
5	0.6610	19.07	52.72	71.79	179.56	-107.77	peak	P	
6	0.7790	20.59	51.57	72.16	179.48	-107.32	peak	P	

0.001Hz-0.01MHz-Vertical

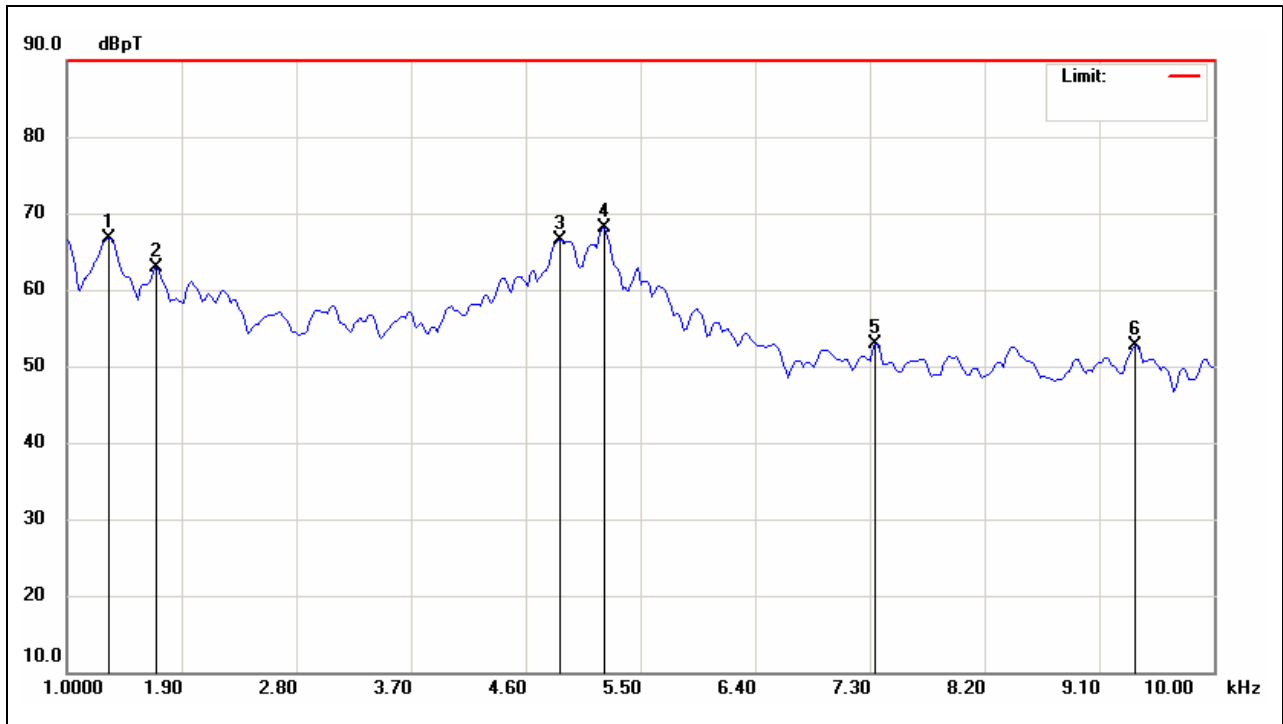
Job No.:	90608001	Polarization:	Vertical
Standard:	MIL-STD-461E/ F RE101(Army)	Power Source:	AC 240V/60Hz
Test item:	Radiation Test	Date:	2009/8/25
Temp.(°C)/Hum.(%):	22(°C)/51%	Time:	下午 04:59:13
Company:	iTech.	Engineer	Skyman
Trade Name:	iTech	Signature:	
Model:	EMiW2400 TR-V1	Distance:	7cm
	EMiW2400-TR-V1-H	RBW: 0.1kHz	VBW: 0.1kHz
Description:	EUT only		



No.	Frequency (KHz)	Reading (dBuV)	Factor (dBpT/uV)	Result (dBpT)	Limit (dBpT)	Margin (dB)	Detector	P/F	Remark
1	1.0000	19.73	49.40	69.13	179.32	-110.19	peak	P	
2	1.8850	20.58	44.89	65.47	178.70	-113.23	peak	P	
3	4.8100	29.70	36.99	66.69	176.65	-109.96	peak	P	
4	5.1400	30.23	36.36	66.59	176.42	-109.83	peak	P	
5	9.5050	20.24	32.09	52.33	173.37	-121.04	peak	P	

0.001Hz-0.01MHz-Horizontal

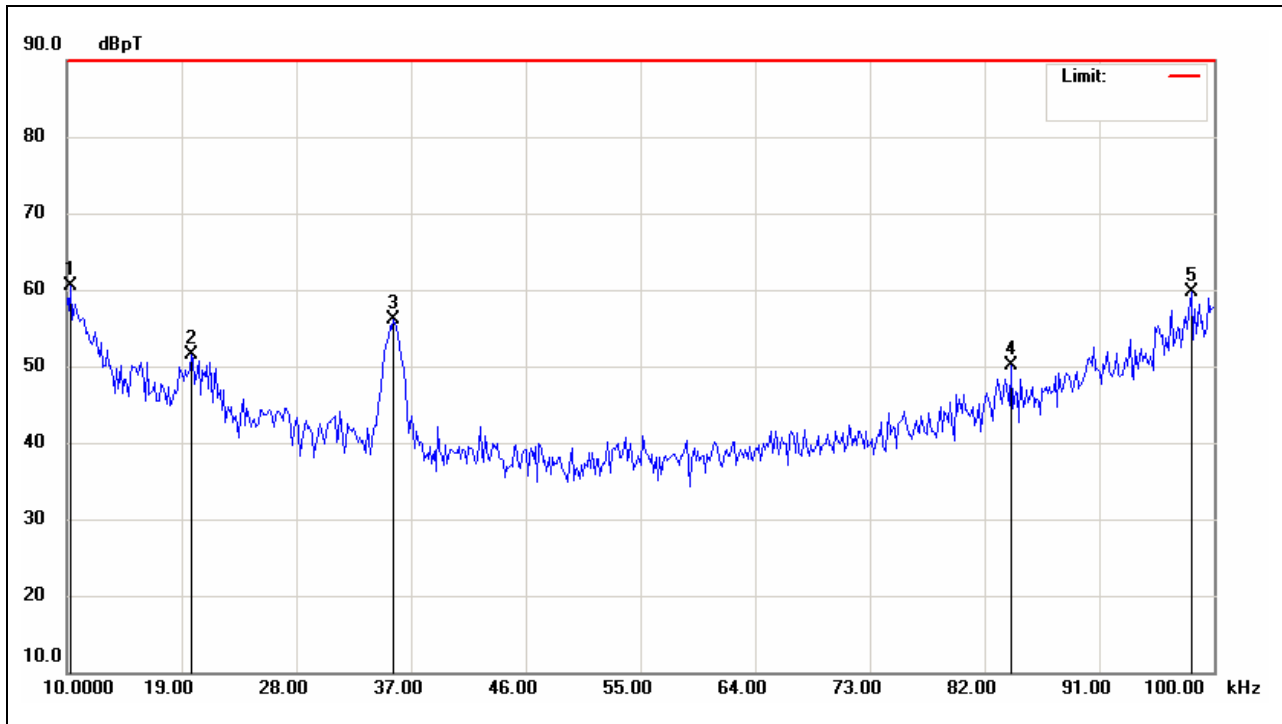
Job No.:	90608001	Polarization:	Horizontal
Standard:	MIL-STD-461E/ F RE101(Army)	Power Source:	AC 240V/60Hz
Test item:	Radiation Test	Date:	2009/8/25
Temp.(°C)/Hum.(%):	22(°C)/51%	Time:	下午 05:33:54
Company:	iTech.	Engineer	Skyman
Trade Name:	iTech	Signature:	
Model:	EMiIW2400 TR-V1	Distance:	7cm
	EMiIW2400-TR-V1-H	RBW: 0.1kHz	VBW: 0.1kHz
Description:	EUT only		



No.	Frequency (KHz)	Reading (dBuV)	Factor (dBpT/uV)	Result (dBpT)	Limit (dBpT)	Margin (dB)	Detector	P/F	Remark
1	1.3300	19.05	47.72	66.77	179.09	-112.32	peak	P	
2	1.7050	17.11	45.80	62.91	178.83	-115.92	peak	P	
3	4.8700	29.65	36.84	66.49	176.61	-110.12	peak	P	
4	5.2150	31.88	36.29	68.17	176.37	-108.20	peak	P	
5	7.3450	18.71	34.20	52.91	174.88	-121.97	peak	P	
6	9.3850	20.43	32.20	52.63	173.45	-120.82	peak	P	

0.01Hz-0.1MHz-Vertical

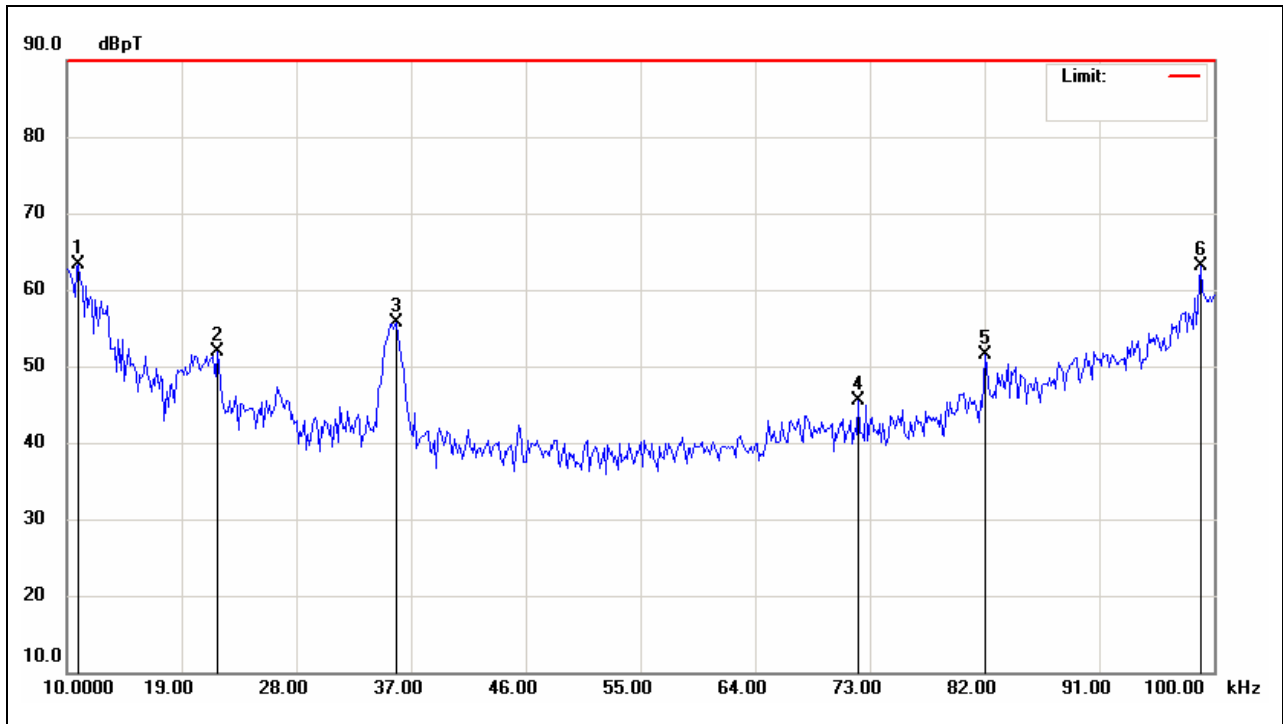
Job No.:	90608001	Polarization:	Vertical
Standard:	MIL-STD-461E/ F RE101(Army)	Power Source:	AC 240V/60Hz
Test item:	Radiation Test	Date:	2009/8/25
Temp.(°C)/Hum.(%):	22(°C)/51%	Time:	下午 05:01:39
Company:	iTech.	Engineer	Skyman
Trade Name:	iTech	Signature:	
Model:	EMiIW2400 TR-V1 EMiIW2400-TR-V1-H	Distance:	7cm
Description:	EUT only	RBW: 1kHz	VBW: 1kHz



No.	Frequency (KHz)	Reading (dBUV)	Factor (dBpT/uV)	Result (dBpT)	Limit (dBpT)	Margin (dB)	Detector	P/F	Remark
1	10.3000	28.95	31.46	60.41	172.81	-112.40	peak	P	
2	19.7500	24.58	27.02	51.60	166.19	-114.59	peak	P	
3	35.6500	31.00	25.02	56.02	155.06	-99.04	peak	P	
4	84.1000	27.16	22.89	50.05	121.13	-71.08	peak	P	
5	98.2000	36.92	22.72	59.64	111.26	-51.62	peak	P	

0.01Hz-0.1MHz-Horizontal

Job No.:	90608001	Polarization:	Horizontal
Standard:	MIL-STD-461E/ F RE101(Army)	Power Source:	AC 240V/60Hz
Test item:	Radiation Test	Date:	2009/8/25
Temp.(°C)/Hum.(%):	22(°C)/51%	Time:	下午 05:35:05
Company:	iTech.	Engineer	Skyman
Trade Name:	iTech	Signature:	
Model:	EMiIW2400 TR-V1 EMiIW2400-TR-V1-H	Distance:	7cm
Description:	EUT only	RBW: 1kHz	VBW: 1kHz

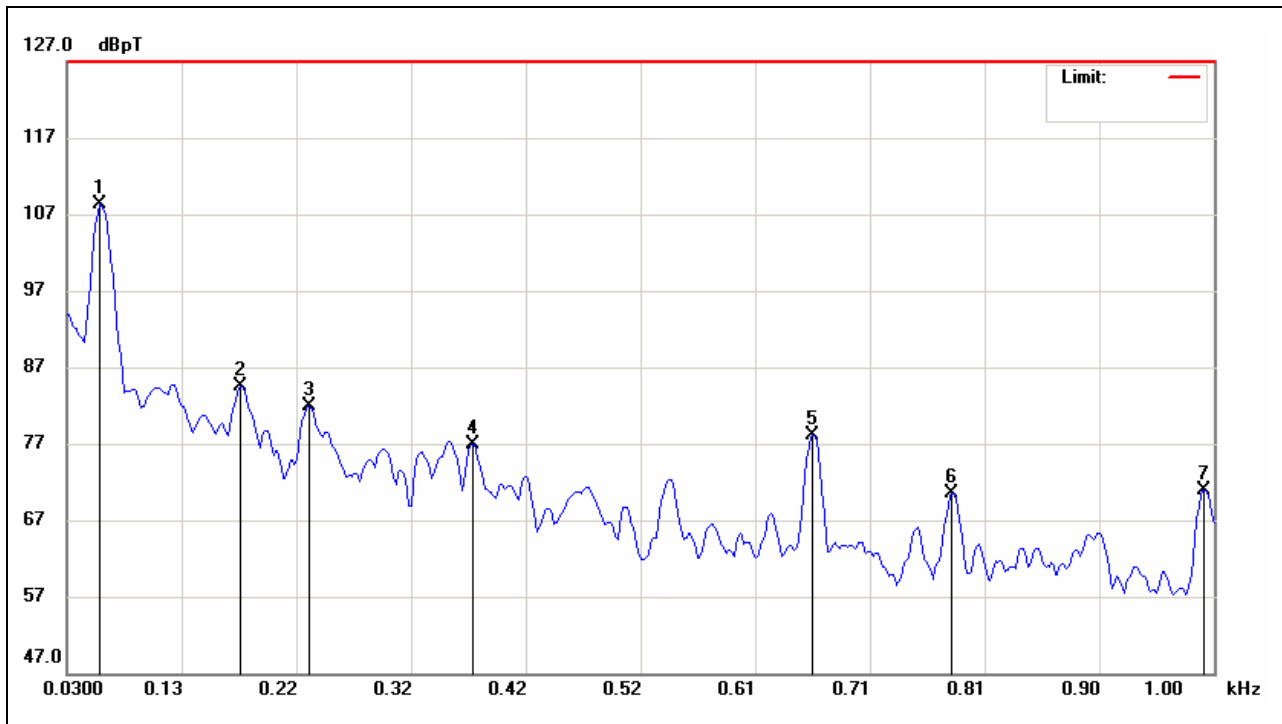


No.	Frequency (KHz)	Reading (dBUV)	Factor (dBpT/uV)	Result (dBpT)	Limit (dBpT)	Margin (dB)	Detector	P/F	Remark
1	10.9000	32.04	31.18	63.22	172.39	-109.17	peak	P	
2	21.8500	25.15	26.68	51.83	164.72	-112.89	peak	P	
3	35.8000	30.79	25.00	55.79	154.95	-99.16	peak	P	
4	72.1000	22.40	23.03	45.43	129.54	-84.11	peak	P	
5	82.0000	28.57	22.92	51.49	122.60	-71.11	peak	P	
6	98.9500	40.41	22.71	63.12	110.74	-47.62	peak	P	

Back

50Hz-0.001MHz-Vertical

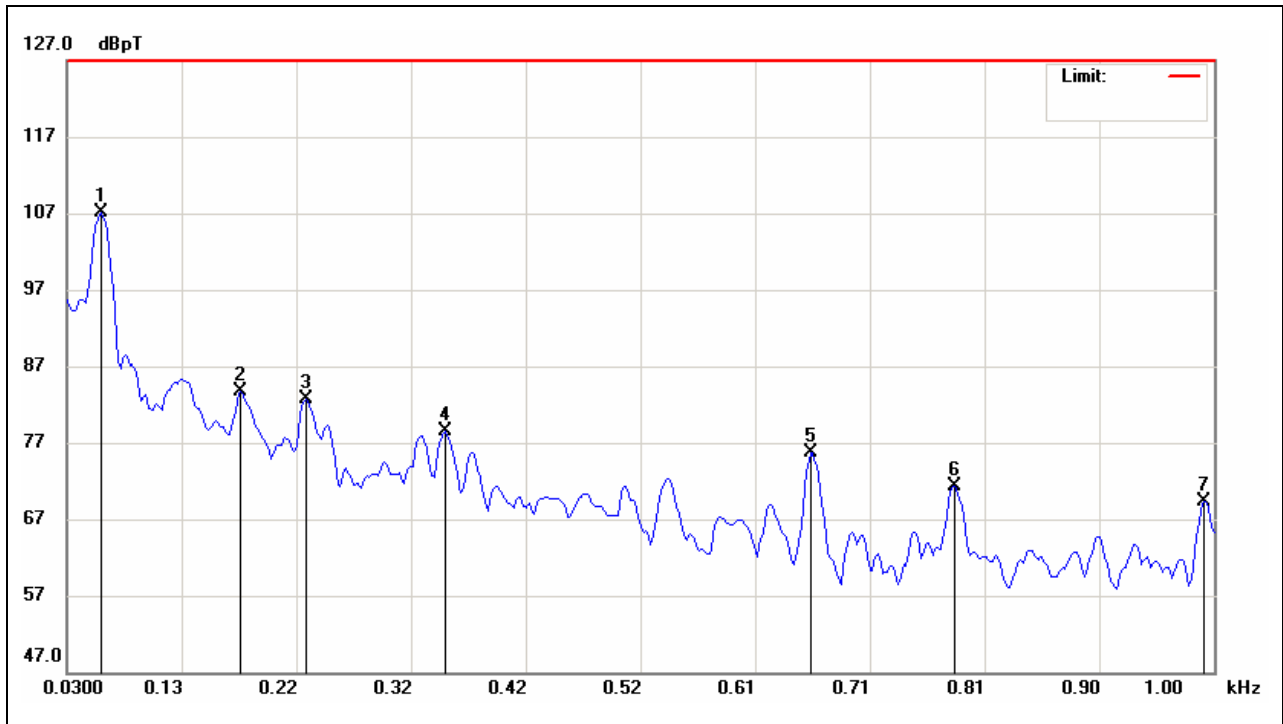
Job No.:	90608001	Polarization:	Vertical
Standard:	MIL-STD-461E/ F RE101(Army)	Power Source:	AC 240V/60Hz
Test item:	Radiation Test	Date:	2009/8/25
Temp.(°C)/Hum.(%):	22(°C)/51%	Time:	下午 05:06:42
Company:	iTech.	Engineer	Skyman
Trade Name:	iTech	Signature:	
Model:	EMiIW2400 TR-V1	Distance:	7cm
	EMiIW2400-TR-V1-H	RBW: 0.01kHz	VBW: 0.01kHz
Description:	EUT only		



No.	Frequency (KHz)	Reading (dBUV)	Factor (dBpT/uV)	Result (dBpT)	Limit (dBpT)	Margin (dB)	Detector	P/F	Remark
1	0.0570	35.11	73.25	108.36	179.98	-71.62	peak	P	
2	0.1770	21.22	63.34	84.56	179.90	-95.34	peak	P	
3	0.2350	20.52	61.37	81.89	179.86	-97.97	peak	P	
4	0.3730	19.22	57.69	76.91	179.76	-102.85	peak	P	
5	0.6610	25.31	52.72	78.03	179.56	-101.53	peak	P	
6	0.7790	18.92	51.57	70.49	179.48	-108.99	peak	P	
7	0.9920	21.41	49.48	70.89	179.33	-108.44	peak	P	

50Hz-0.001MHz-Horizontal

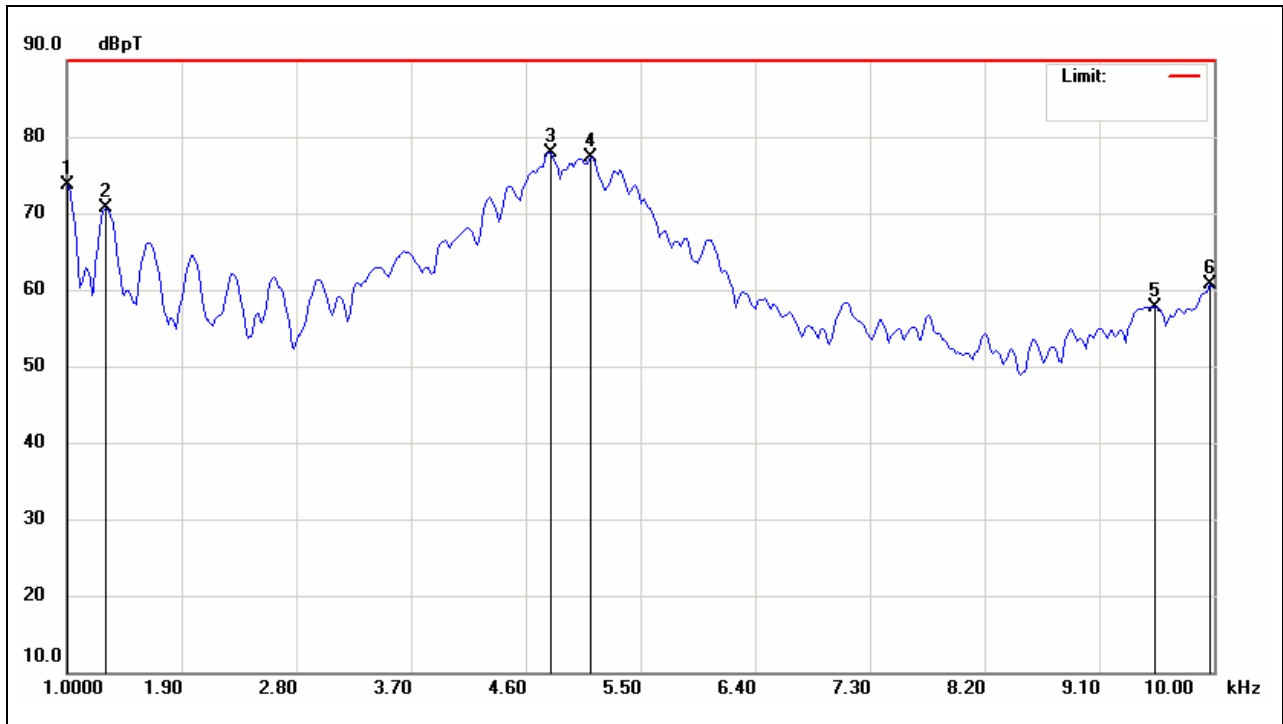
Job No.:	90608001	Polarization:	Horizontal
Standard:	MIL-STD-461E/ F RE101(Army)	Power Source:	AC 240V/60Hz
Test item:	Radiation Test	Date:	2009/8/25
Temp.(°C)/Hum.(%):	22(°C)/51%	Time:	下午 05:38:49
Company:	iTech.	Engineer	Skyman
Trade Name:	iTech	Signature:	
Model:	EMiIW2400 TR-V1 EMiIW2400-TR-V1-H	Distance:	7cm
Description:	EUT only	RBW: 0.01kHz	VBW: 0.01kHz



No.	Frequency (KHz)	Reading (dBuV)	Factor (dBpT/uV)	Result (dBpT)	Limit (dBpT)	Margin (dB)	Detector	P/F	Remark
1	0.0590	34.16	72.95	107.11	179.98	-72.87	peak	P	
2	0.1770	20.31	63.34	83.65	179.90	-96.25	peak	P	
3	0.2320	21.22	61.45	82.67	179.86	-97.19	peak	P	
4	0.3500	20.15	58.30	78.45	179.78	-101.33	peak	P	
5	0.6590	22.88	52.74	75.62	179.56	-103.94	peak	P	
6	0.7800	19.68	51.56	71.24	179.47	-108.23	peak	P	
7	0.9920	19.77	49.48	69.25	179.33	-110.08	peak	P	

0.001Hz-0.01MHz-Vertical

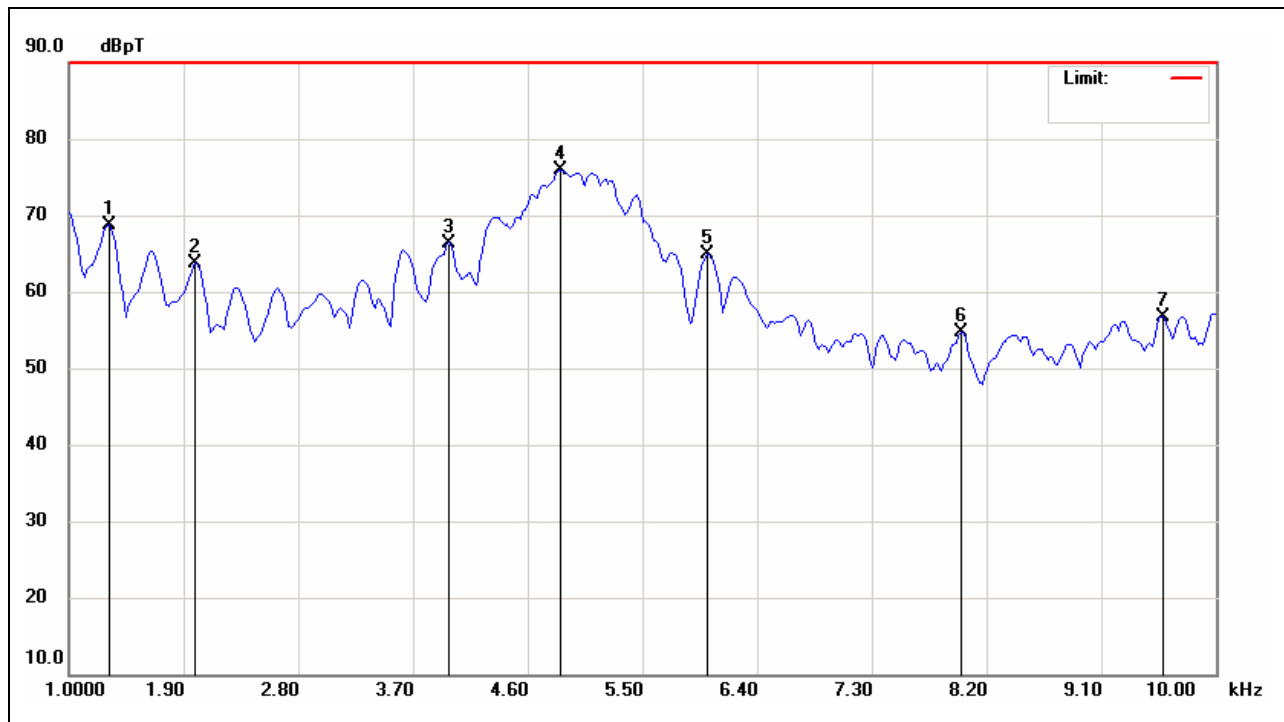
Job No.:	90608001	Polarization:	Vertical
Standard:	MIL-STD-461E/ F RE101(Army)	Power Source:	AC 240V/60Hz
Test item:	Radiation Test	Date:	2009/8/25
Temp.(°C)/Hum.(%):	22(°C)/51%	Time:	下午 05:05:31
Company:	iTech.	Engineer	Skyman
Trade Name:	iTech	Signature:	
Model:	EMiW2400 TR-V1	Distance:	7cm
	EMiW2400-TR-V1-H	RBW: 0.1kHz	VBW: 0.1kHz
Description:	EUT only		



No.	Frequency (KHz)	Reading (dBuV)	Factor (dBpT/uV)	Result (dBpT)	Limit (dBpT)	Margin (dB)	Detector	P/F	Remark
1	1.0000	24.39	49.40	73.79	179.32	-105.53	peak	P	
2	1.3000	22.79	47.87	70.66	179.11	-108.45	peak	P	
3	4.7950	40.93	37.03	77.96	176.66	-98.70	peak	P	
4	5.1100	40.89	36.39	77.28	176.44	-99.16	peak	P	
5	9.5350	25.73	32.06	57.79	173.34	-115.55	peak	P	
6	9.9700	29.04	31.63	60.67	173.04	-112.37	peak	P	

0.001Hz-0.01MHz-Horizontal

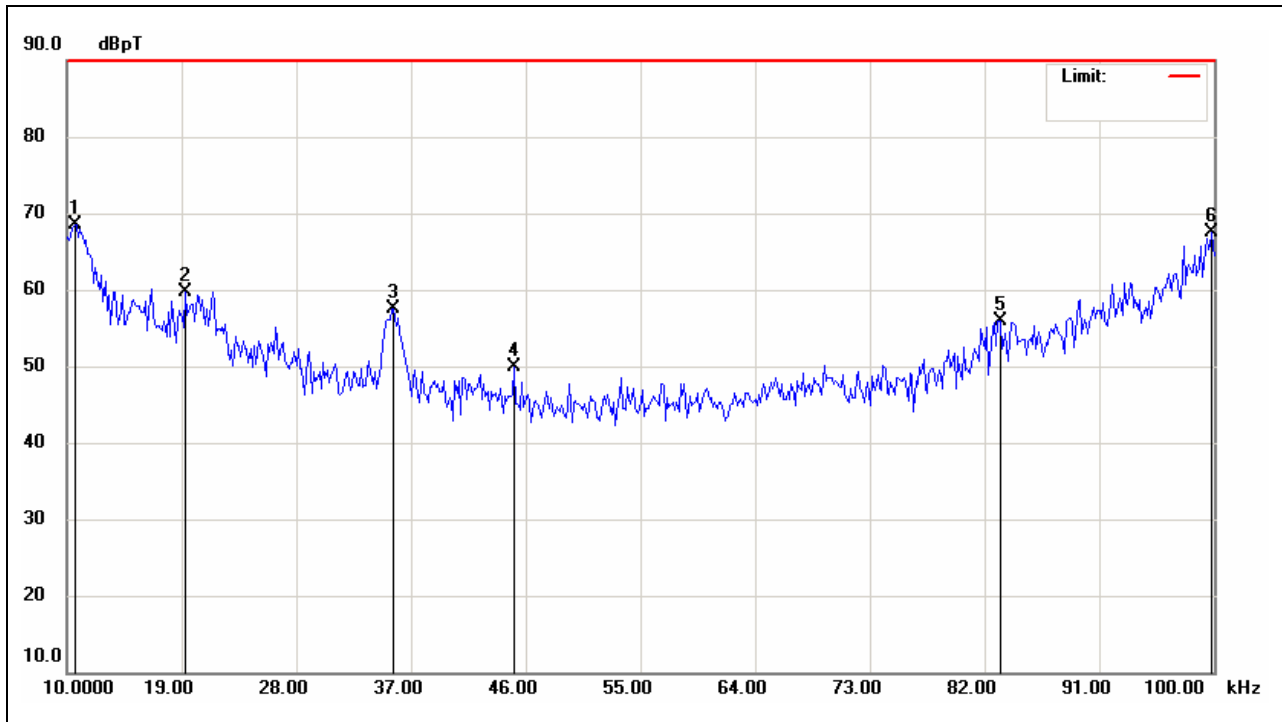
Job No.:	90608001	Polarization:	Horizontal
Standard:	MIL-STD-461E/ F RE101(Army)	Power Source:	AC 240V/60Hz
Test item:	Radiation Test	Date:	2009/8/25
Temp.(°C)/Hum.(%):	22(°C)/51%	Time:	下午 05:37:54
Company:	iTech.	Engineer	Skyman
Trade Name:	iTech	Signature:	
Model:	EMiIW2400 TR-V1	Distance:	7cm
	EMiIW2400-TR-V1-H	RBW: 0.1kHz	VBW: 0.1kHz
Description:	EUT only		



No.	Frequency (KHz)	Reading (dBuV)	Factor (dBpT/uV)	Result (dBpT)	Limit (dBpT)	Margin (dB)	Detector	P/F	Remark
1	1.3150	20.94	47.79	68.73	179.10	-110.37	peak	P	
2	1.9900	19.35	44.35	63.70	178.63	-114.93	peak	P	
3	3.9850	27.26	39.14	66.40	177.23	-110.83	peak	P	
4	4.8550	39.06	36.88	75.94	176.62	-100.68	peak	P	
5	6.0100	29.38	35.51	64.89	175.81	-110.92	peak	P	
6	8.0050	21.14	33.56	54.70	174.42	-119.72	peak	P	
7	9.5800	24.76	32.01	56.77	173.31	-116.54	peak	P	

0.01Hz-0.1MHz-Vertical

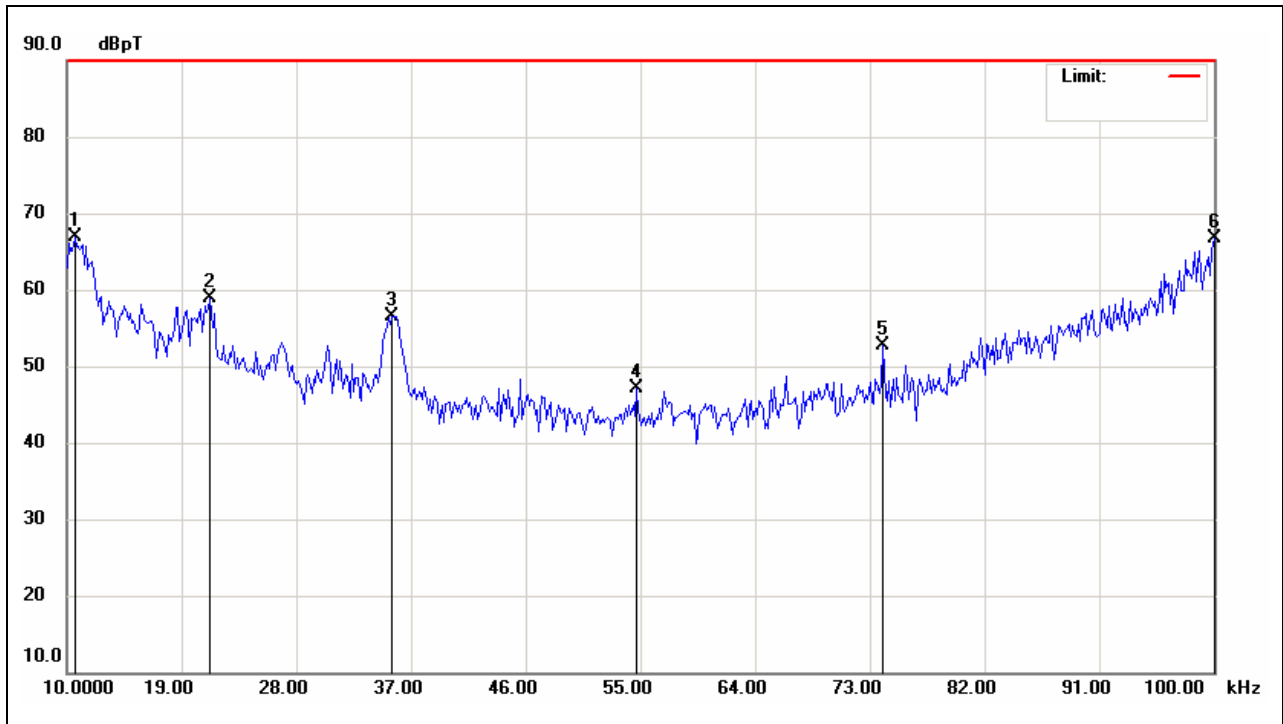
Job No.:	90608001	Polarization:	Vertical
Standard:	MIL-STD-461E/ F RE101(Army)	Power Source:	AC 240V/60Hz
Test item:	Radiation Test	Date:	2009/8/25
Temp.(°C)/Hum.(%):	22(°C)/51%	Time:	下午 05:04:22
Company:	iTech.	Engineer	Skyman
Trade Name:	iTech	Signature:	
Model:	EMiIW2400 TR-V1	Distance:	7cm
	EMiIW2400-TR-V1-H	RBW: 1kHz	VBW: 1kHz
Description:	EUT only		



No.	Frequency (KHz)	Reading (dBUV)	Factor (dBpT/uV)	Result (dBpT)	Limit (dBpT)	Margin (dB)	Detector	P/F	Remark
1	10.6000	37.18	31.32	68.50	172.60	-104.10	peak	P	
2	19.3000	32.53	27.23	59.76	166.51	-106.75	peak	P	
3	35.6500	32.54	25.02	57.56	155.06	-97.50	peak	P	
4	45.1000	25.92	23.89	49.81	148.44	-98.63	peak	P	
5	83.2000	33.07	22.90	55.97	121.76	-65.79	peak	P	
6	99.8500	44.72	22.70	67.42	110.11	-42.69	peak	P	

0.01Hz-0.1MHz-Horizontal

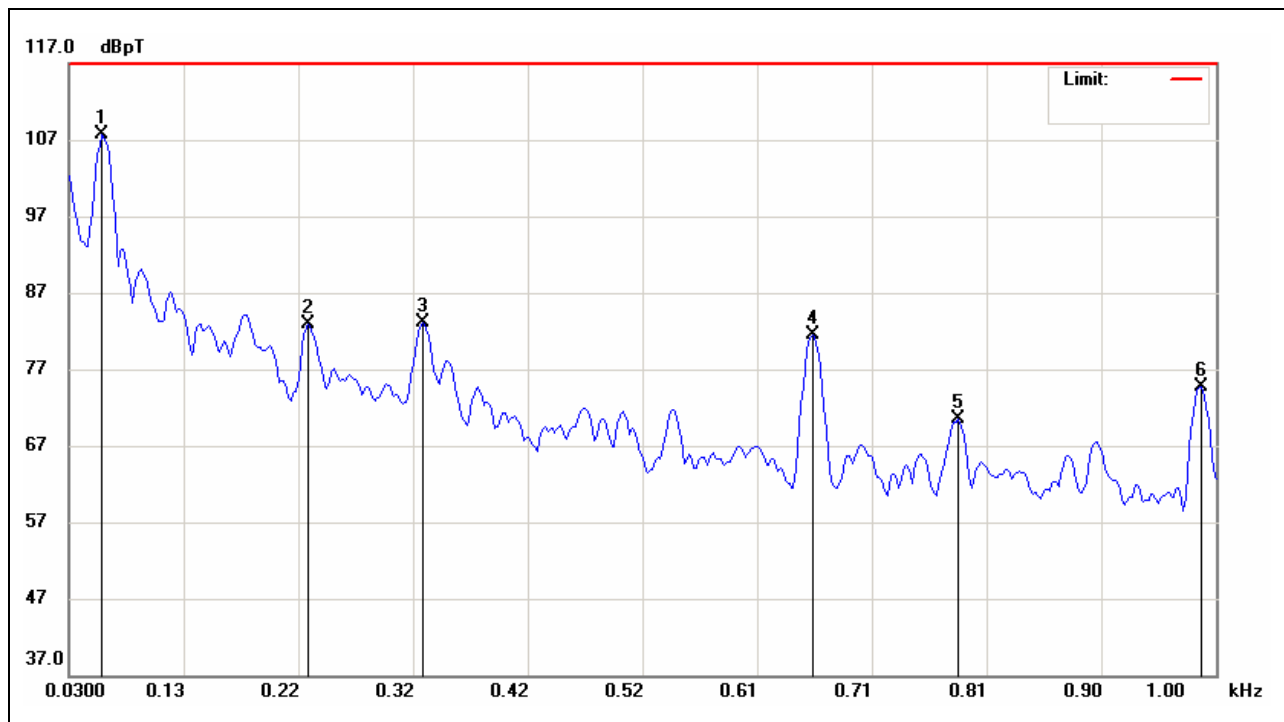
Job No.:	90608001	Polarization:	Horizontal
Standard:	MIL-STD-461E/ F RE101(Army)	Power Source:	AC 240V/60Hz
Test item:	Radiation Test	Date:	2009/8/25
Temp.(°C)/Hum.(%):	22(°C)/51%	Time:	下午 05:37:09
Company:	iTech.	Engineer	Skyman
Trade Name:	iTech	Signature:	
Model:	EMiIW2400 TR-V1 EMiIW2400-TR-V1-H	Distance:	7cm
Description:	EUT only	RBW: 1kHz	VBW: 1kHz



No.	Frequency (KHz)	Reading (dBuV)	Factor (dBpT/uV)	Result (dBpT)	Limit (dBpT)	Margin (dB)	Detector	P/F	Remark
1	10.6000	35.60	31.32	66.92	172.60	-105.68	peak	P	
2	21.2500	32.08	26.75	58.83	165.14	-106.31	peak	P	
3	35.5000	31.51	25.04	56.55	155.16	-98.61	peak	P	
4	54.7000	23.79	23.24	47.03	141.72	-94.69	peak	P	
5	74.0500	29.68	23.01	52.69	128.17	-75.48	peak	P	
6	100.0000	44.10	22.70	66.80	110.00	-43.20	peak	P	

To PC-Up**50Hz-0.001MHz-Vertical**

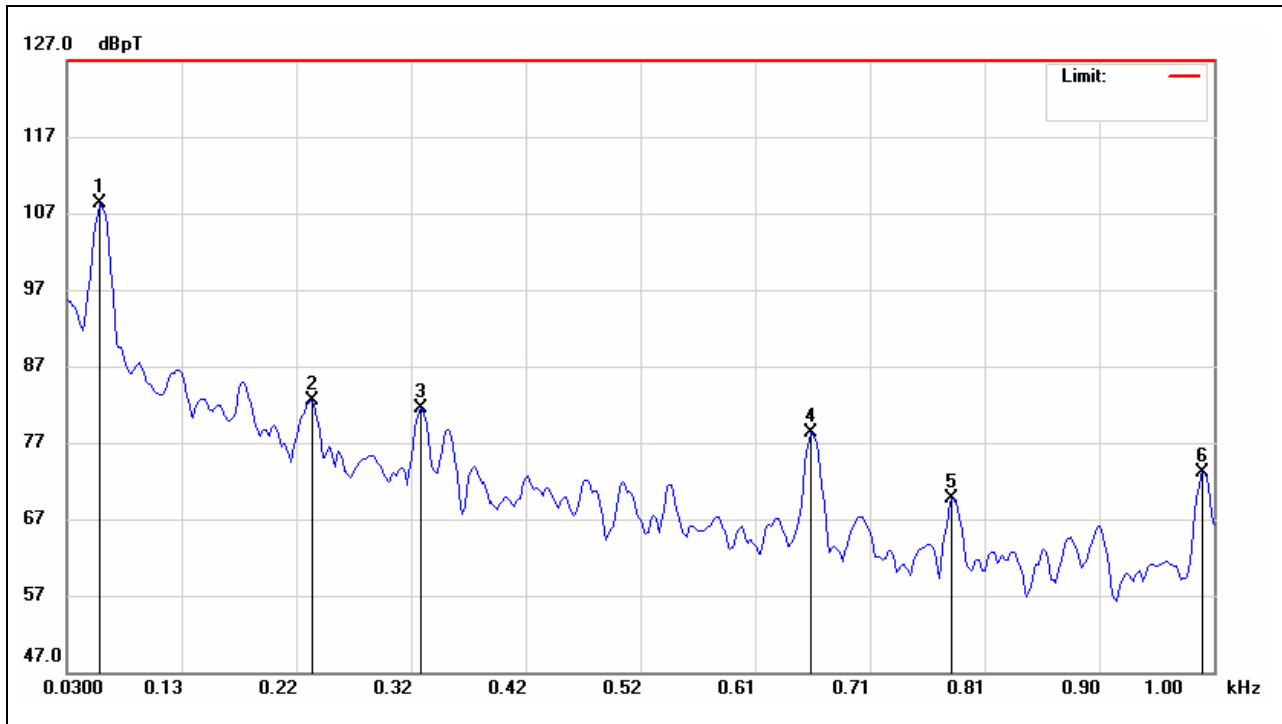
Job No.:	90608001	Polarization:	Vertical
Standard:	MIL-STD-461E/ F RE101(Army)	Power Source:	AC 240V/60Hz
Test item:	Radiation Test	Date:	2009/8/25
Temp.(°C)/Hum.(%):	22(°C)/51%	Time:	下午 03:58:30
Company:	iTech.	Engineer	Skyman
Trade Name:	iTech	Signature:	
Model:	EMiIW2400 TR-V1	Distance:	7cm
	EMiIW2400-TR-V1-H	RBW: 0.01kHz	VBW: 0.01kHz
Description:	EUT only		



No.	Frequency (KHz)	Reading (dBuV)	Factor (dBpT/uV)	Result (dBpT)	Limit (dBpT)	Margin (dB)	Detector	P/F	Remark
1	0.0570	34.37	73.25	107.62	179.98	-72.36	peak	P	
2	0.2320	21.50	61.45	82.95	179.86	-96.91	peak	P	
3	0.3290	24.17	58.86	83.03	179.79	-96.76	peak	P	
4	0.6590	28.84	52.74	81.58	179.56	-97.98	peak	P	
5	0.7820	18.88	51.54	70.42	179.47	-109.05	peak	P	
6	0.9870	25.19	49.53	74.72	179.33	-104.61	peak	P	

50Hz-0.001MHz-Horizontal

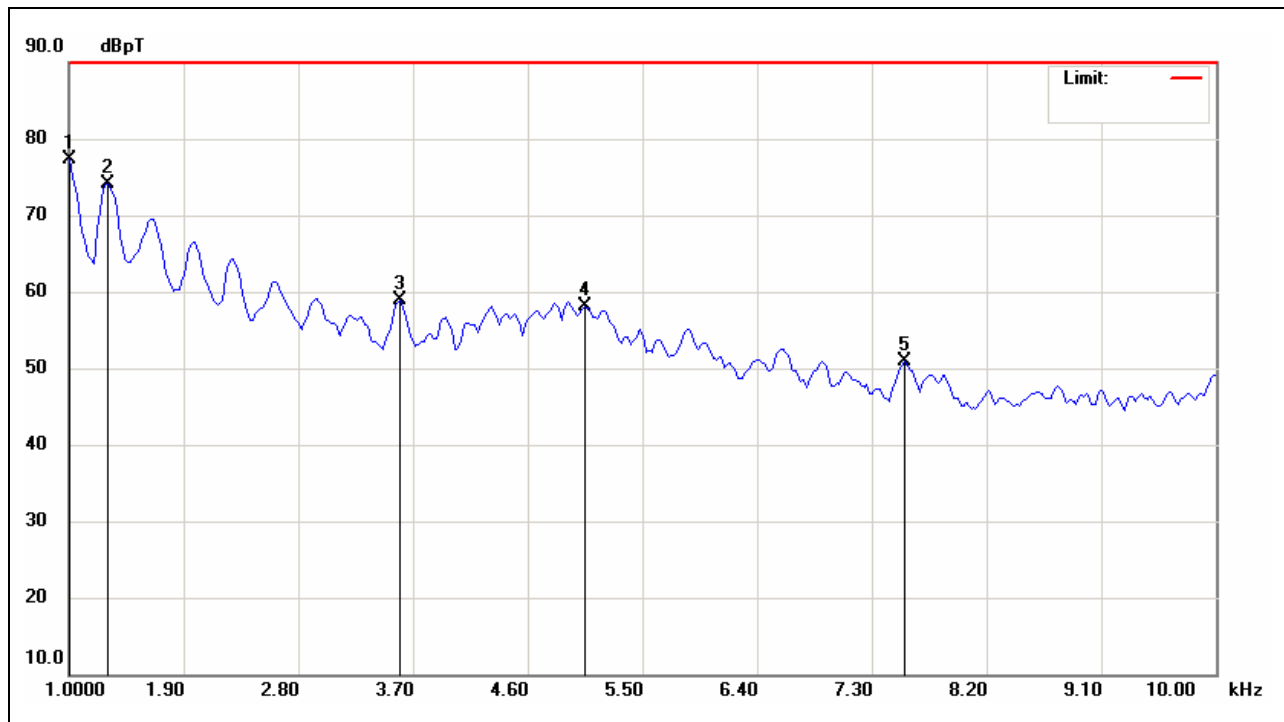
Job No.:	90608001	Polarization:	Horizontal
Standard:	MIL-STD-461E/ F RE101(Army)	Power Source:	AC 240V/60Hz
Test item:	Radiation Test	Date:	2009/8/25
Temp.(°C)/Hum.(%):	22(°C)/51%	Time:	下午 04:19:24
Company:	iTech.	Engineer	Skyman
Trade Name:	iTech	Signature:	
Model:	EMiW2400 TR-V1 EMiW2400-TR-V1-H	Distance:	7cm
Description:	EUT only	RBW: 0.01kHz	VBW: 0.01kHz



No.	Frequency (KHz)	Reading (dBuV)	Factor (dBpT/uV)	Result (dBpT)	Limit (dBpT)	Margin (dB)	Detector	P/F	Remark
1	0.0570	34.96	73.25	108.21	179.98	-71.77	peak	P	
2	0.2370	21.11	61.31	82.42	179.86	-97.44	peak	P	
3	0.3290	22.67	58.86	81.53	179.79	-98.26	peak	P	
4	0.6590	25.47	52.74	78.21	179.56	-101.35	peak	P	
5	0.7790	18.06	51.57	69.63	179.48	-109.85	peak	P	
6	0.9900	23.55	49.50	73.05	179.33	-106.28	peak	P	

0.001Hz-0.01MHz-Vertical

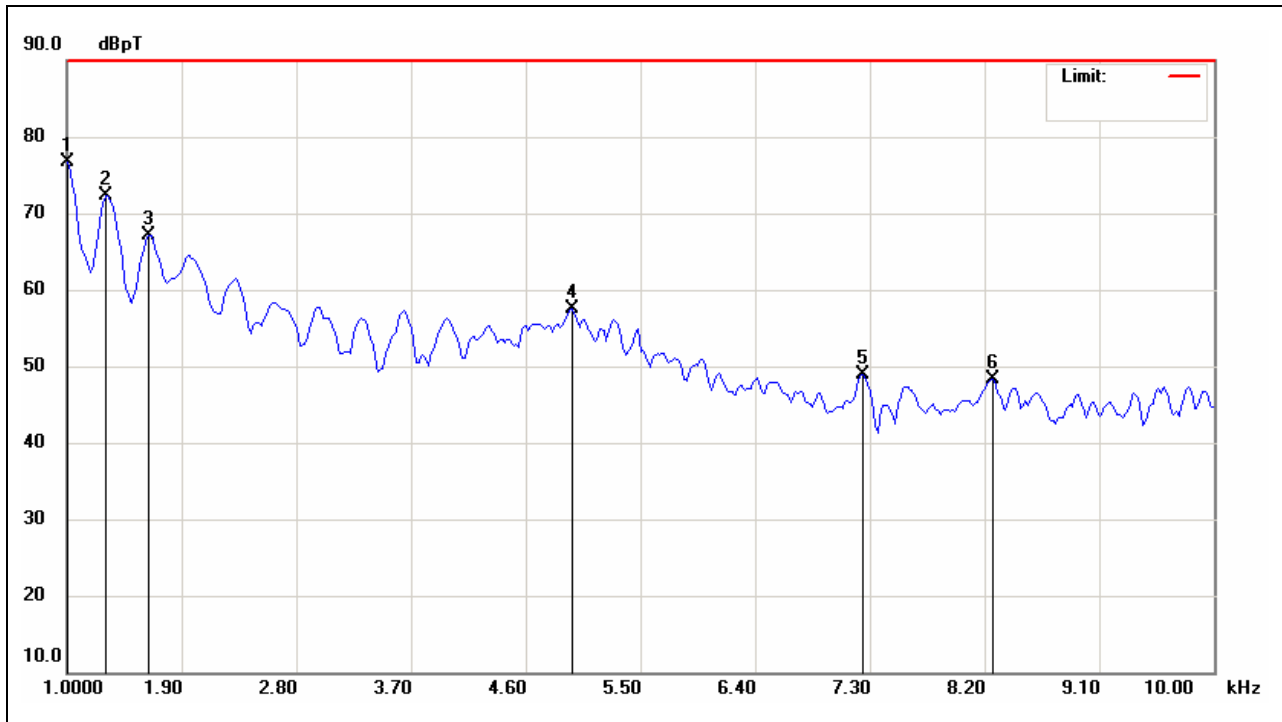
Job No.:	90608001	Polarization:	Vertical
Standard:	MIL-STD-461E/ F RE101(Army)	Power Source:	AC 240V/60Hz
Test item:	Radiation Test	Date:	2009/8/25
Temp.(°C)/Hum.(%):	22(°C)/51%	Time:	下午 03:59:59
Company:	iTech.	Engineer	Skyman
Trade Name:	iTech	Signature:	
Model:	EMiIW2400 TR-V1	Distance:	7cm
	EMiIW2400-TR-V1-H	RBW: 0.1kHz	VBW: 0.1kHz
Description:	EUT only		



No.	Frequency (KHz)	Reading (dBuV)	Factor (dBpT/uV)	Result (dBpT)	Limit (dBpT)	Margin (dB)	Detector	P/F	Remark
1	1.0000	27.81	49.40	77.21	179.32	-102.11	peak	P	
2	1.3000	26.29	47.87	74.16	179.11	-104.95	peak	P	
3	3.5950	18.74	40.15	58.89	177.50	-118.61	peak	P	
4	5.0500	21.60	36.45	58.05	176.48	-118.43	peak	P	
5	7.5550	16.85	34.00	50.85	174.73	-123.88	peak	P	

0.001Hz-0.01MHz-Horizontal

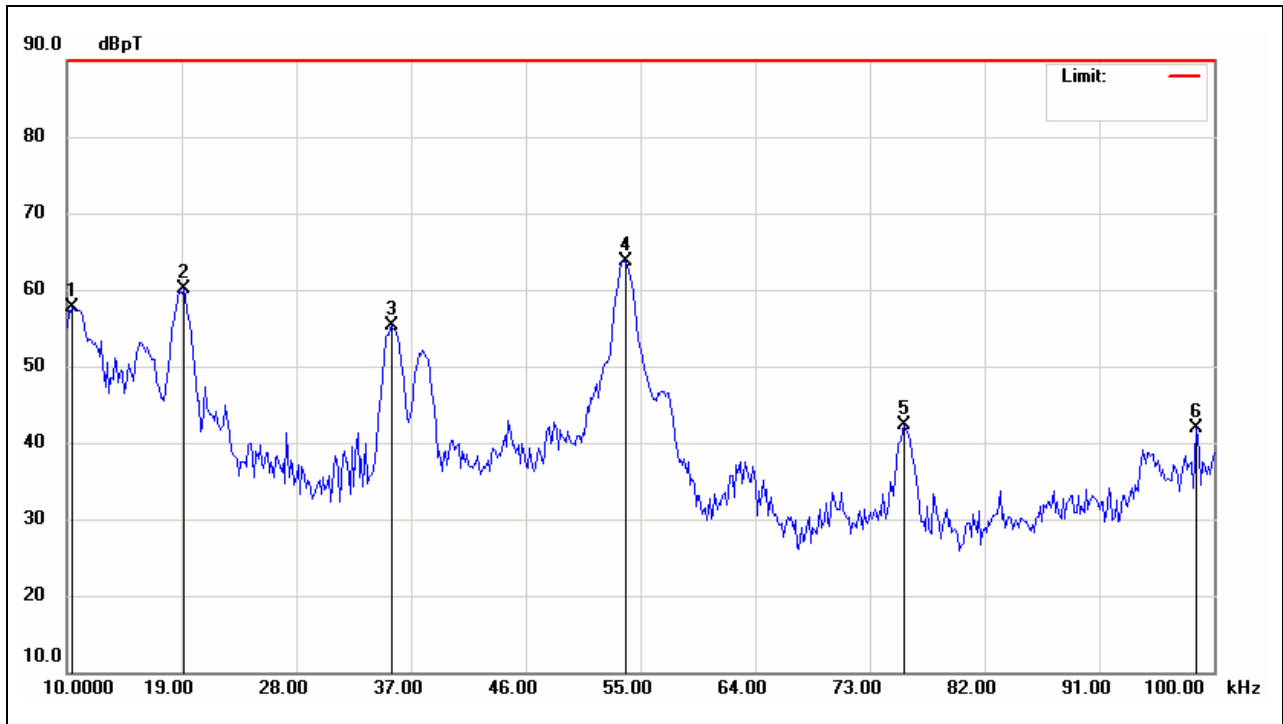
Job No.:	90608001	Polarization:	Horizontal
Standard:	MIL-STD-461E/ F RE101(Army)	Power Source:	AC 240V/60Hz
Test item:	Radiation Test	Date:	2009/8/25
Temp.(°C)/Hum.(%):	22(°C)/51%	Time:	下午 04:18:21
Company:	iTech.	Engineer	Skyman
Trade Name:	iTech	Signature:	
Model:	EMiW2400 TR-V1	Distance:	7cm
	EMiW2400-TR-V1-H	RBW: 0.1kHz	VBW: 0.1kHz
Description:	EUT only		



No.	Frequency (KHz)	Reading (dBuV)	Factor (dBpT/uV)	Result (dBpT)	Limit (dBpT)	Margin (dB)	Detector	P/F	Remark
1	1.0000	27.34	49.40	76.74	179.32	-102.58	peak	P	
2	1.3000	24.41	47.87	72.28	179.11	-106.83	peak	P	
3	1.6450	21.06	46.11	67.17	178.87	-111.70	peak	P	
4	4.9600	20.91	36.60	57.51	176.55	-119.04	peak	P	
5	7.2400	14.57	34.30	48.87	174.95	-126.08	peak	P	
6	8.2600	15.01	33.31	48.32	174.24	-125.92	peak	P	

0.01Hz-0.1MHz-Vertical

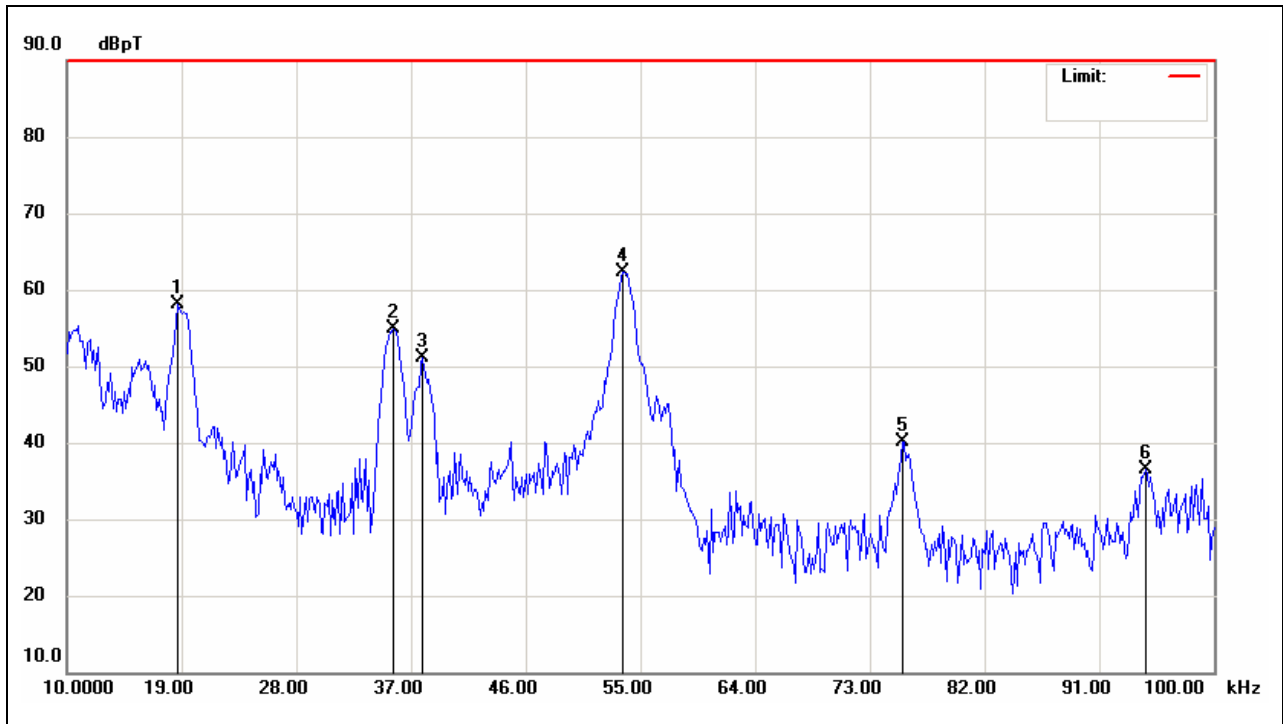
Job No.:	90608001	Polarization:	Vertical
Standard:	MIL-STD-461E/ F RE101(Army)	Power Source:	AC 240V/60Hz
Test item:	Radiation Test	Date:	2009/8/25
Temp.(°C)/Hum.(%):	22(°C)/51%	Time:	下午 04:01:07
Company:	iTech.	Engineer	Skyman
Trade Name:	iTech	Signature:	
Model:	EMiIW2400 TR-V1 EMiIW2400-TR-V1-H	Distance:	7cm
Description:	EUT only	RBW: 1kHz	VBW: 1kHz



No.	Frequency (KHz)	Reading (dBuV)	Factor (dBpT/uV)	Result (dBpT)	Limit (dBpT)	Margin (dB)	Detector	P/F	Remark
1	10.4500	26.31	31.39	57.70	172.70	-115.00	peak	P	
2	19.1500	32.74	27.30	60.04	166.61	-106.57	peak	P	
3	35.5000	30.17	25.04	55.21	155.16	-99.95	peak	P	
4	53.8000	40.48	23.25	63.73	142.35	-78.62	peak	P	
5	75.7000	19.29	22.99	42.28	127.02	-84.74	peak	P	
6	98.6500	19.20	22.72	41.92	110.95	-69.03	peak	P	

0.01Hz-0.1MHz-Horizontal

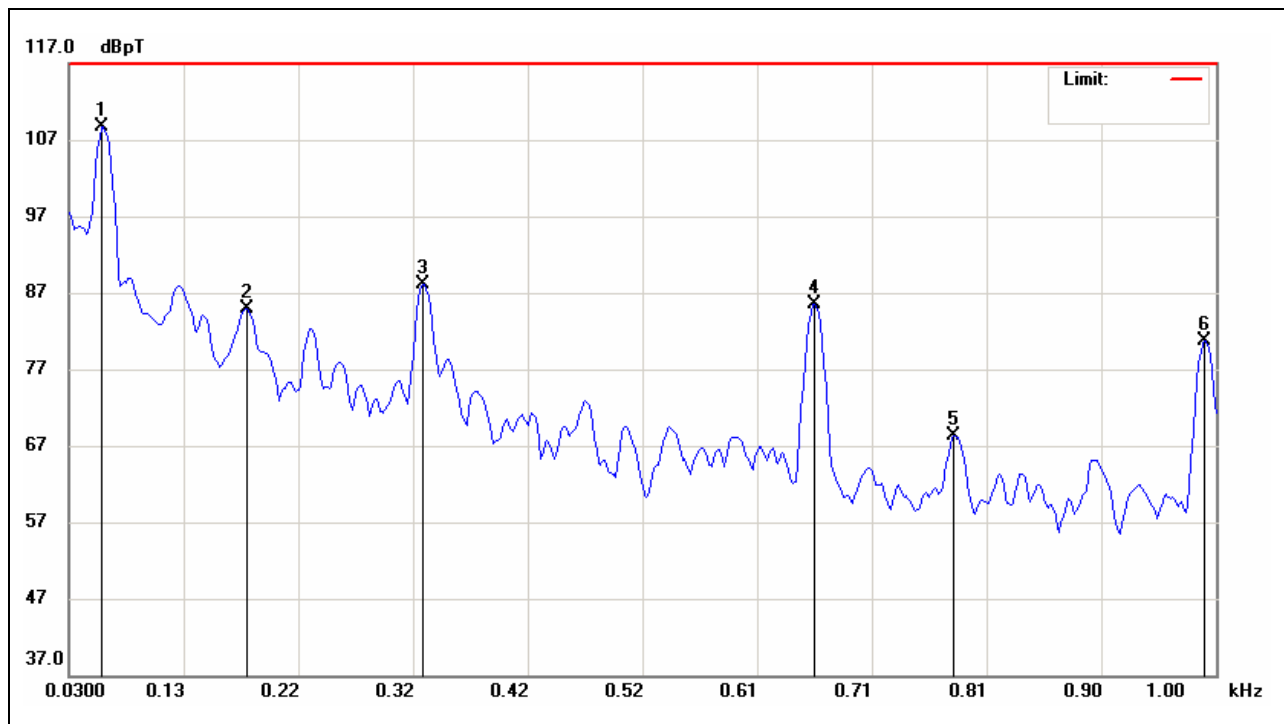
Job No.:	90608001	Polarization:	Horizontal
Standard:	MIL-STD-461E/ F RE101(Army)	Power Source:	AC 240V/60Hz
Test item:	Radiation Test	Date:	2009/8/25
Temp.(°C)/Hum.(%):	22(°C)/51%	Time:	下午 04:16:42
Company:	iTech.	Engineer	Skyman
Trade Name:	iTech	Signature:	
Model:	EMiIW2400 TR-V1	Distance:	7cm
	EMiIW2400-TR-V1-H	RBW: 1kHz	VBW: 1kHz
Description:	EUT only		



No.	Frequency (KHz)	Reading (dBuV)	Factor (dBpT/uV)	Result (dBpT)	Limit (dBpT)	Margin (dB)	Detector	P/F	Remark
1	18.7000	30.53	27.51	58.04	166.93	-108.89	peak	P	
2	35.6500	29.81	25.02	54.83	155.06	-100.23	peak	P	
3	37.9000	26.38	24.75	51.13	153.48	-102.35	peak	P	
4	53.6500	38.95	23.26	62.21	142.45	-80.24	peak	P	
5	75.5500	17.05	22.99	40.04	127.12	-87.08	peak	P	
6	94.6000	13.70	22.76	36.46	113.78	-77.32	peak	P	

Down**50Hz-0.001MHz-Vertical**

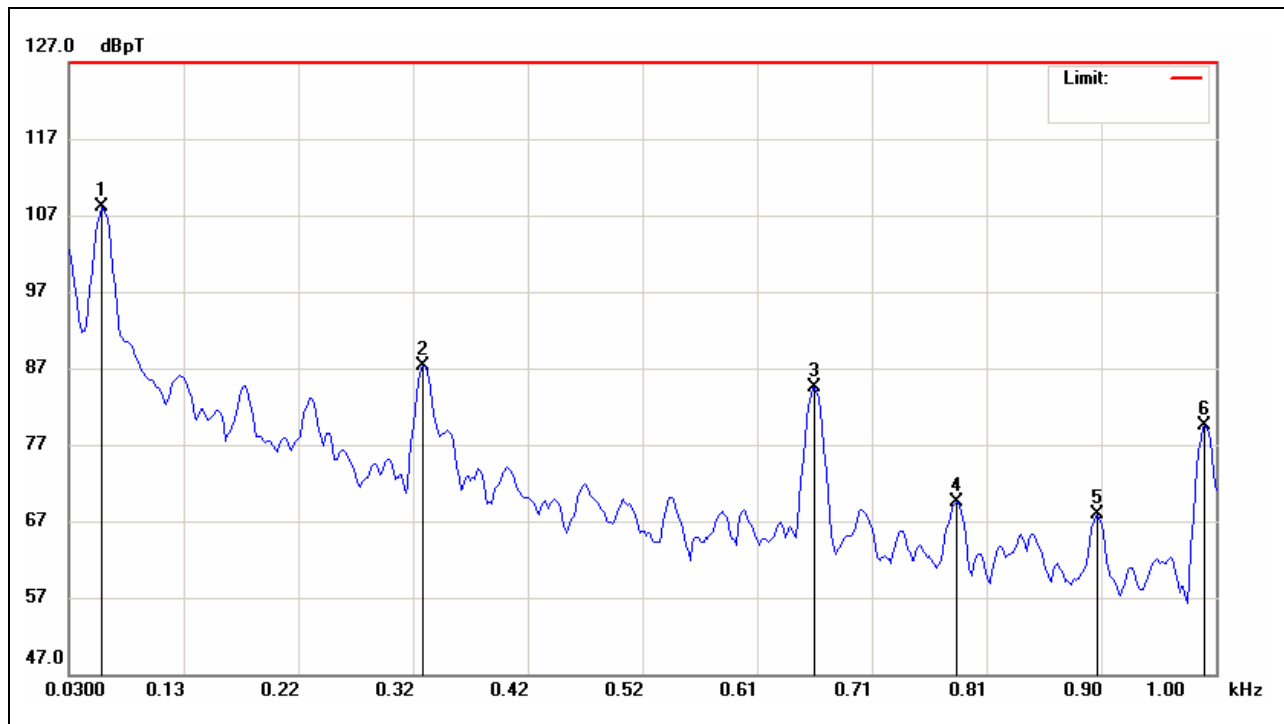
Job No.:	90608001	Polarization:	Vertical
Standard:	MIL-STD-461E/ F RE101(Army)	Power Source:	AC 240V/60Hz
Test item:	Radiation Test	Date:	2009/8/25
Temp.(°C)/Hum.(%):	22(°C)/51%	Time:	下午 04:08:31
Company:	iTech.	Engineer	Skyman
Trade Name:	iTech	Signature:	
Model:	EMiIW2400 TR-V1	Distance:	7cm
	EMiIW2400-TR-V1-H	RBW: 0.01kHz	VBW: 0.01kHz
Description:	EUT only		



No.	Frequency (KHz)	Reading (dBuV)	Factor (dBpT/uV)	Result (dBpT)	Limit (dBpT)	Margin (dB)	Detector	P/F	Remark
1	0.0570	35.44	73.25	108.69	179.98	-71.29	peak	P	
2	0.1800	21.79	63.20	84.99	179.89	-94.90	peak	P	
3	0.3290	29.30	58.86	88.16	179.79	-91.63	peak	P	
4	0.6610	32.76	52.72	85.48	179.56	-94.08	peak	P	
5	0.7790	16.73	51.57	68.30	179.48	-111.18	peak	P	
6	0.9900	31.28	49.50	80.78	179.33	-98.55	peak	P	

50Hz-0.001MHz-Horizontal

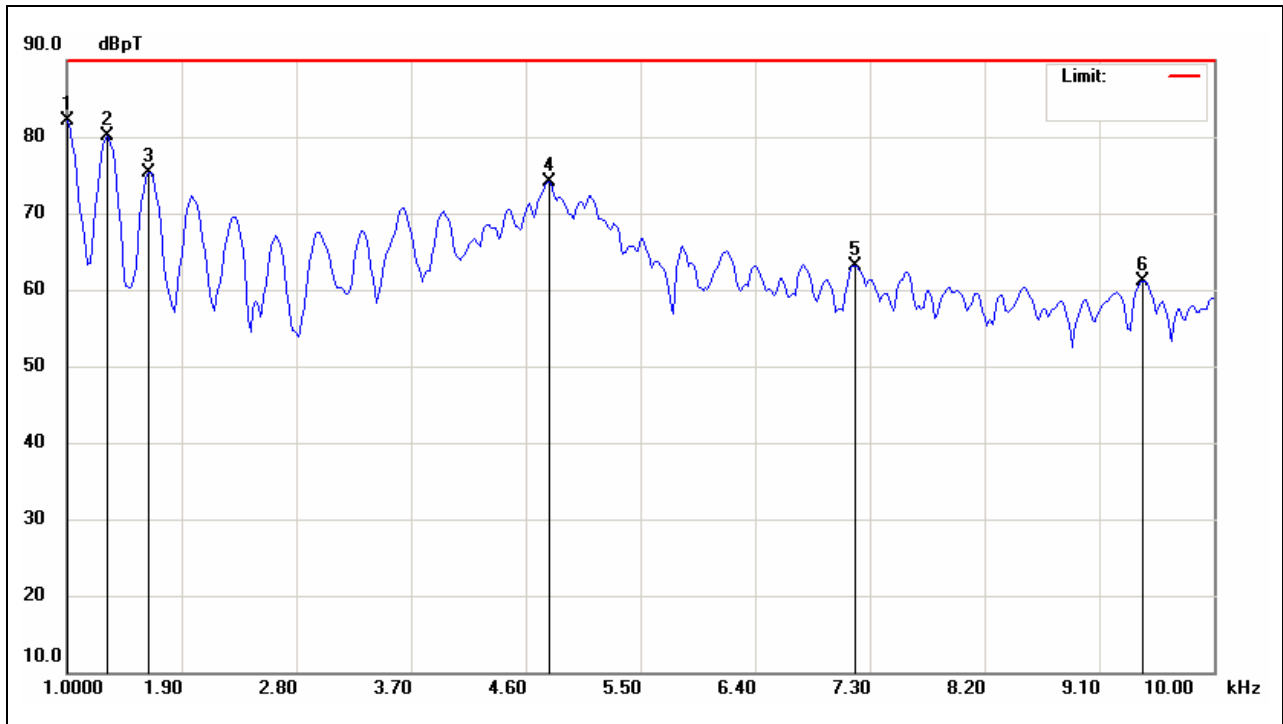
Job No.:	90608001	Polarization:	Horizontal
Standard:	MIL-STD-461E/ F RE101(Army)	Power Source:	AC 240V/60Hz
Test item:	Radiation Test	Date:	2009/8/25
Temp.(°C)/Hum.(%):	22(°C)/51%	Time:	下午 04:12:43
Company:	iTech.	Engineer	Skyman
Trade Name:	iTech	Signature:	
Model:	EMiIW2400 TR-V1	Distance:	7cm
	EMiIW2400-TR-V1-H	RBW: 0.01kHz	VBW: 0.01kHz
Description:	EUT only		



No.	Frequency (KHz)	Reading (dBuV)	Factor (dBpT/uV)	Result (dBpT)	Limit (dBpT)	Margin (dB)	Detector	P/F	Remark
1	0.0570	34.75	73.25	108.00	179.98	-71.98	peak	P	
2	0.3290	28.48	58.86	87.34	179.79	-92.45	peak	P	
3	0.6610	31.78	52.72	84.50	179.56	-95.06	peak	P	
4	0.7800	17.97	51.56	69.53	179.47	-109.94	peak	P	
5	0.9000	17.43	50.38	67.81	179.39	-111.58	peak	P	
6	0.9900	29.93	49.50	79.43	179.33	-99.90	peak	P	

0.001Hz-0.01MHz-Vertical

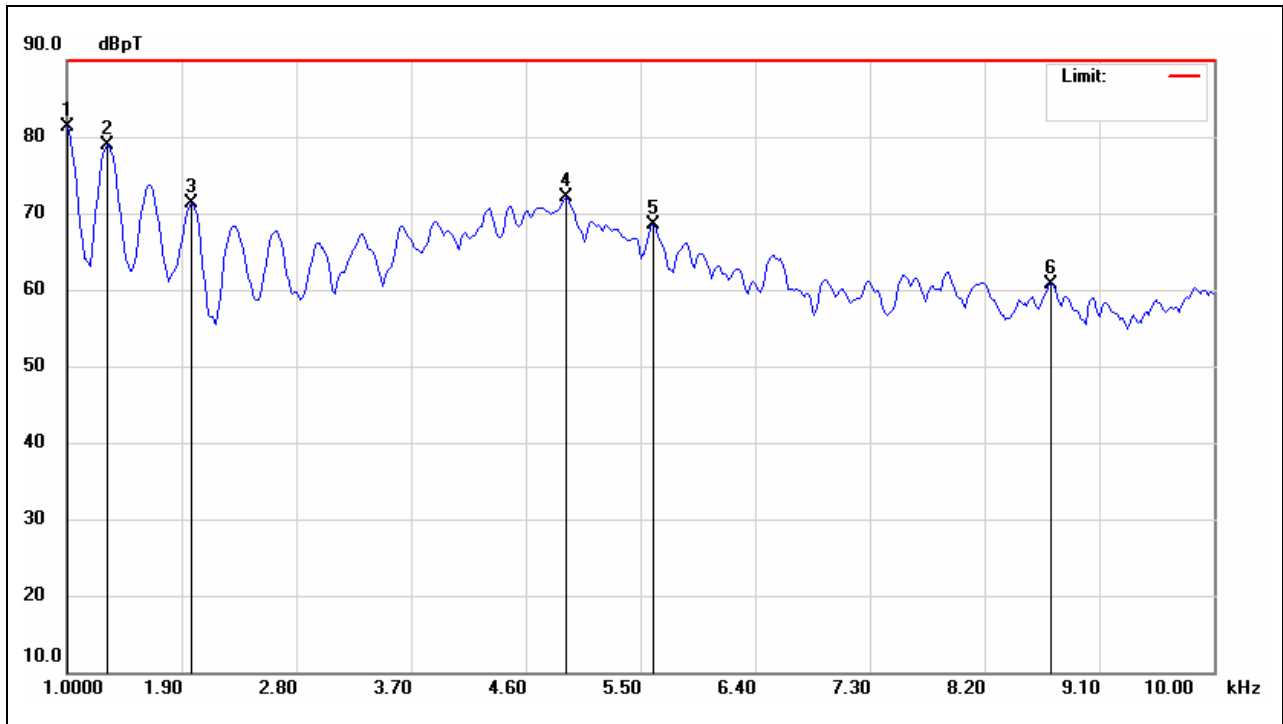
Job No.:	90608001	Polarization:	Vertical
Standard:	MIL-STD-461E/ F RE101(Army)	Power Source:	AC 240V/60Hz
Test item:	Radiation Test	Date:	2009/8/25
Temp.(°C)/Hum.(%):	22(°C)/51%	Time:	下午 04:06:04
Company:	iTech.	Engineer	Skyman
Trade Name:	iTech	Signature:	
Model:	EMiW2400 TR-V1	Distance:	7cm
	EMiW2400-TR-V1-H	RBW: 0.1kHz	VBW: 0.1kHz
Description:	EUT only		



No.	Frequency (KHz)	Reading (dBUV)	Factor (dBpT/uV)	Result (dBpT)	Limit (dBpT)	Margin (dB)	Detector	P/F	Remark
1	1.0000	32.79	49.40	82.19	179.32	-97.13	peak	P	
2	1.3150	32.22	47.79	80.01	179.10	-99.09	peak	P	
3	1.6450	29.26	46.11	75.37	178.87	-103.50	peak	P	
4	4.7800	37.01	37.07	74.08	176.67	-102.59	peak	P	
5	7.1800	28.84	34.36	63.20	174.99	-111.79	peak	P	
6	9.4450	29.05	32.14	61.19	173.41	-112.22	peak	P	

0.001Hz-0.01MHz-Horizontal

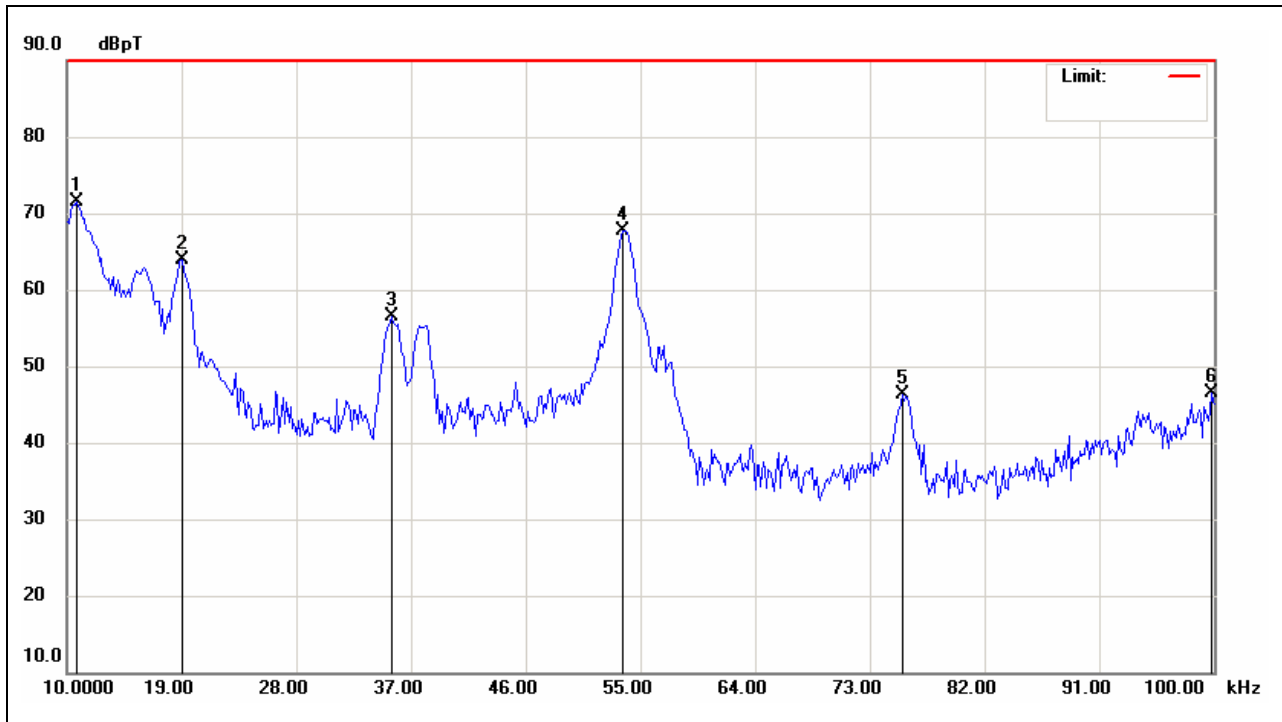
Job No.:	90608001	Polarization:	Horizontal
Standard:	MIL-STD-461E/ F RE101(Army)	Power Source:	AC 240V/60Hz
Test item:	Radiation Test	Date:	2009/8/25
Temp.(°C)/Hum.(%):	22(°C)/51%	Time:	下午 04:13:50
Company:	iTech.	Engineer	Skyman
Trade Name:	iTech	Signature:	
Model:	EMiIW2400 TR-V1	Distance:	7cm
	EMiIW2400-TR-V1-H	RBW: 0.1kHz	VBW: 0.1kHz
Description:	EUT only		



No.	Frequency (KHz)	Reading (dBUV)	Factor (dBpT/uV)	Result (dBpT)	Limit (dBpT)	Margin (dB)	Detector	P/F	Remark
1	1.0000	31.99	49.40	81.39	179.32	-97.93	peak	P	
2	1.3150	31.13	47.79	78.92	179.10	-100.18	peak	P	
3	1.9750	26.83	44.43	71.26	178.64	-107.38	peak	P	
4	4.9150	35.44	36.72	72.16	176.58	-104.42	peak	P	
5	5.6050	32.64	35.91	68.55	176.10	-107.55	peak	P	
6	8.7250	27.91	32.85	60.76	173.91	-113.15	peak	P	

0.01Hz-0.1MHz-Vertical

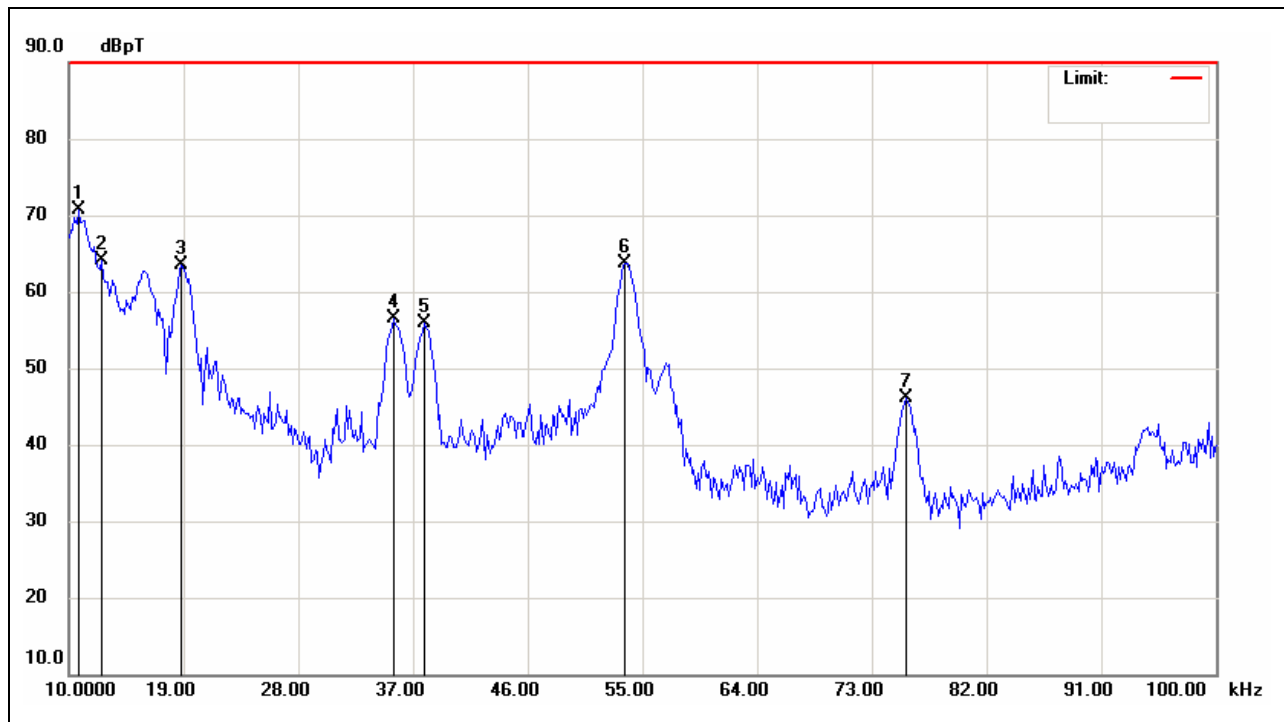
Job No.:	90608001	Polarization:	Vertical
Standard:	MIL-STD-461E/ F RE101(Army)	Power Source:	AC 240V/60Hz
Test item:	Radiation Test	Date:	2009/8/25
Temp.(°C)/Hum.(%):	22(°C)/51%	Time:	下午 04:04:56
Company:	iTech.	Engineer	Skyman
Trade Name:	iTech	Signature:	
Model:	EMiIW2400 TR-V1 EMiIW2400-TR-V1-H	Distance:	7cm
		RBW: 1kHz	VBW: 1kHz
Description:	EUT only		



No.	Frequency (KHz)	Reading (dBuV)	Factor (dBpT/uV)	Result (dBpT)	Limit (dBpT)	Margin (dB)	Detector	P/F	Remark
1	10.7500	40.34	31.25	71.59	172.49	-100.90	peak	P	
2	19.0000	36.44	27.37	63.81	166.72	-102.91	peak	P	
3	35.5000	31.43	25.04	56.47	155.16	-98.69	peak	P	
4	53.6500	44.44	23.26	67.70	142.45	-74.75	peak	P	
5	75.5500	23.26	22.99	46.25	127.12	-80.87	peak	P	
6	99.8500	23.84	22.70	46.54	110.11	-63.57	peak	P	

0.01Hz-0.1MHz-Horizontal

Job No.:	90608001	Polarization:	Horizontal
Standard:	MIL-STD-461E/ F RE101(Army)	Power Source:	AC 240V/60Hz
Test item:	Radiation Test	Date:	2009/8/25
Temp.(°C)/Hum.(%):	22(°C)/51%	Time:	下午 04:14:55
Company:	iTech.	Engineer	Skyman
Trade Name:	iTech	Signature:	
Model:	EMiIW2400 TR-V1	Distance:	7cm
	EMiIW2400-TR-V1-H	RBW: 1kHz	VBW: 1kHz
Description:	EUT only		

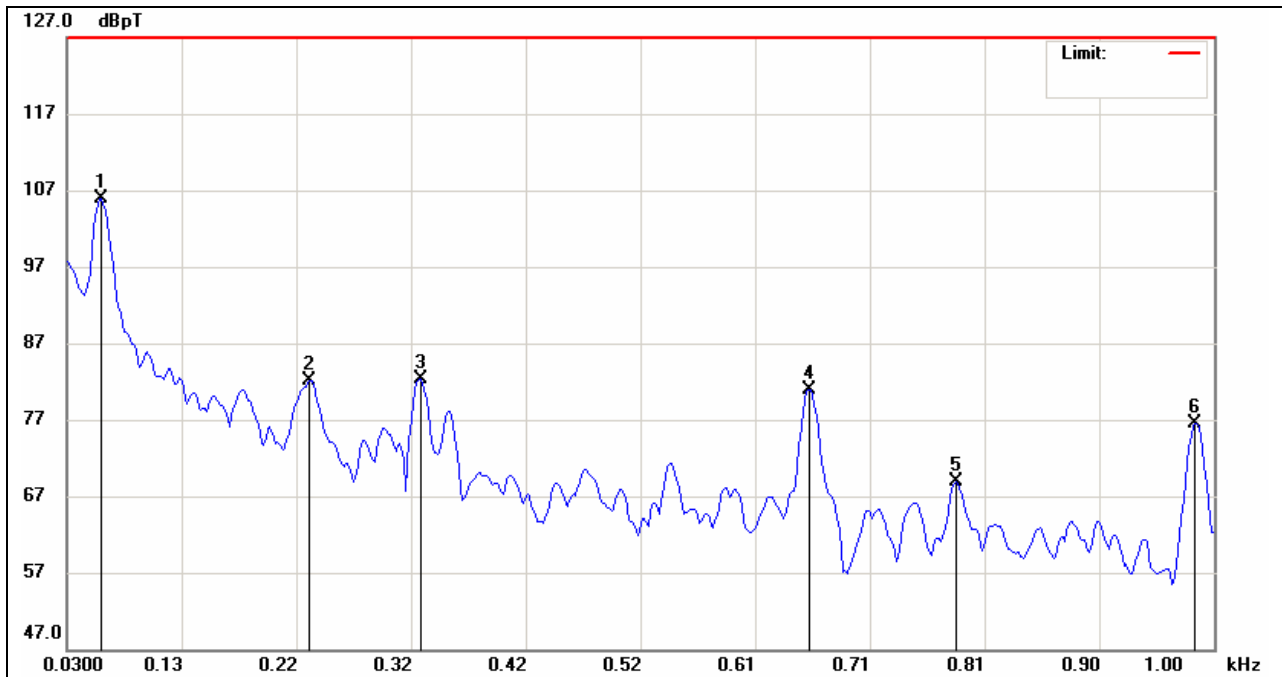


No.	Frequency (KHz)	Reading (dBuV)	Factor (dBpT/uV)	Result (dBpT)	Limit (dBpT)	Margin (dB)	Detector	P/F	Remark
1	10.7500	39.45	31.25	70.70	172.49	-101.79	peak	P	
2	12.5500	33.72	30.40	64.12	171.23	-107.11	peak	P	
3	18.8500	36.06	27.44	63.50	166.82	-103.32	peak	P	
4	35.5000	31.41	25.04	56.45	155.16	-98.71	peak	P	
5	37.9000	31.18	24.75	55.93	153.48	-97.55	peak	P	
6	53.6500	40.40	23.26	63.66	142.45	-78.79	peak	P	
7	75.7000	23.08	22.99	46.07	127.02	-80.95	peak	P	

Left

50Hz-0.001MHz-Vertical

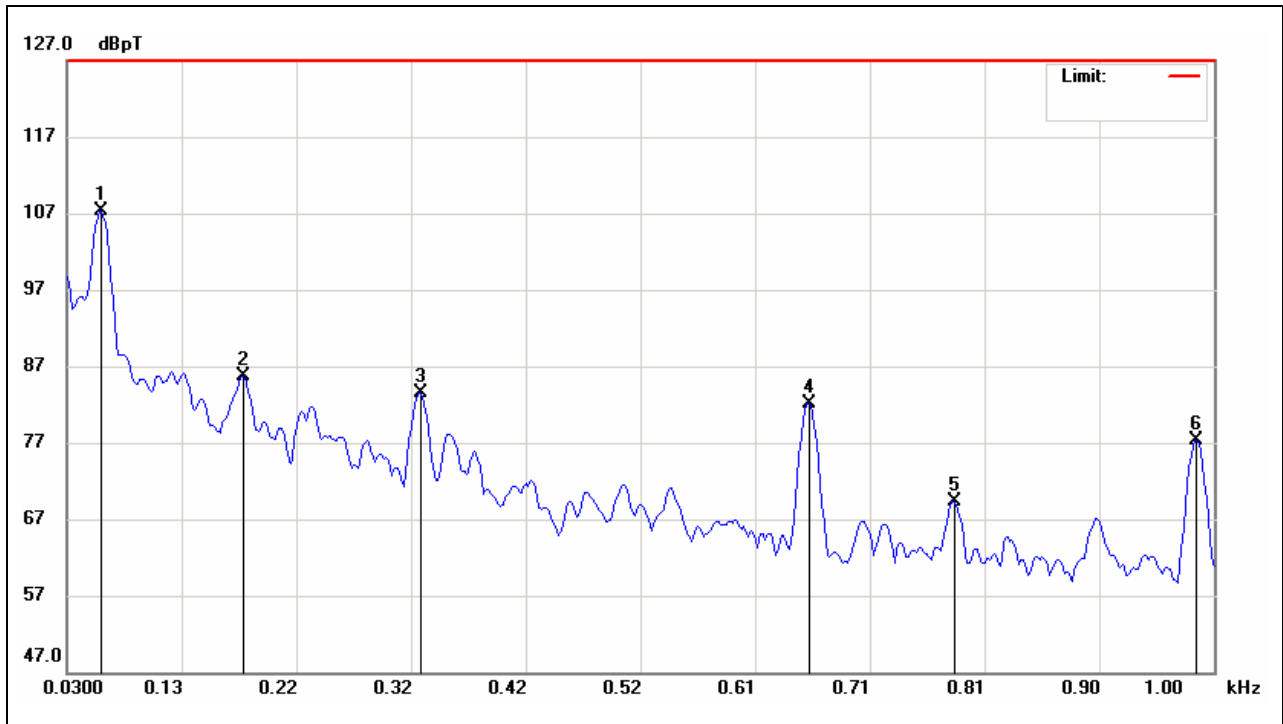
Job No.:	90608001	Polarization:	Vertical
Standard:	MIL-STD-461E/ F RE101(Army)	Power Source:	AC 240V/60Hz
Test item:	Radiation Test	Date:	2009/8/25
Temp.(°C)/Hum.(%):	22(°C)/51%	Time:	下午 03:21:56
Company:	iTech.	Engineer	Skyman
Trade Name:	iTech	Signature:	
Model:	EMiIW2400 TR-V1	Distance:	7cm
	EMiIW2400-TR-V1-H	RBW: 0.01kHz	VBW: 0.01kHz
Description:	EUT only		



No.	Frequency (KHz)	Reading (dBuV)	Factor (dBpT/uV)	Result (dBpT)	Limit (dBpT)	Margin (dB)	Detector	P/F	Remark
1	0.0590	32.95	72.95	105.90	179.98	-74.08	peak	P	
2	0.2350	20.78	61.37	82.15	179.86	-97.71	peak	P	
3	0.3290	23.45	58.86	82.31	179.79	-97.48	peak	P	
4	0.6570	28.14	52.76	80.90	179.56	-98.66	peak	P	
5	0.7820	17.41	51.54	68.95	179.47	-110.52	peak	P	
6	0.9840	26.93	49.56	76.49	179.33	-102.84	peak	P	

50Hz-0.001MHz-Horizontal

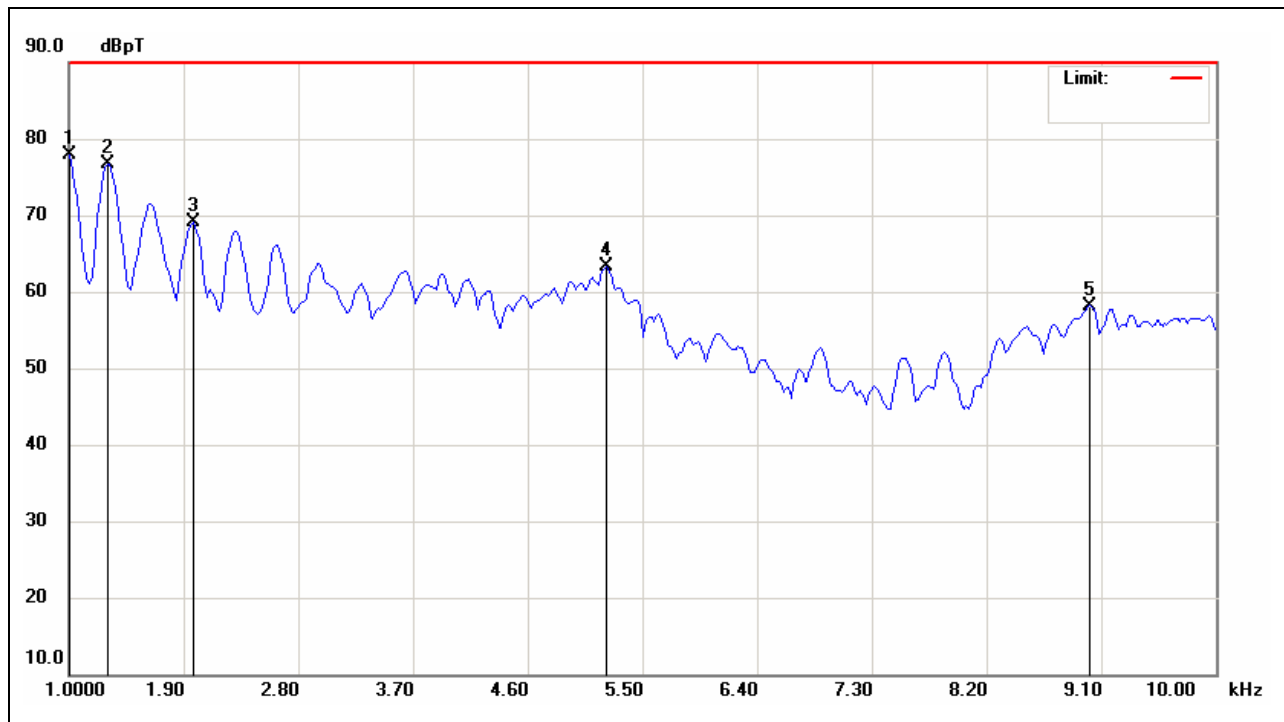
Job No.:	90608001	Polarization:	Horizontal
Standard:	MIL-STD-461E/ F RE101(Army)	Power Source:	AC 240V/60Hz
Test item:	Radiation Test	Date:	2009/8/25
Temp.(°C)/Hum.(%):	22(°C)/51%	Time:	下午 03:14:27
Company:	iTech.	Engineer	Skyman
Trade Name:	iTech	Signature:	
Model:	EMiIW2400 TR-V1	Distance:	7cm
	EMiIW2400-TR-V1-H	RBW: 0.01kHz	VBW: 0.01kHz
Description:	EUT only		



No.	Frequency (KHz)	Reading (dBuV)	Factor (dBpT/uV)	Result (dBpT)	Limit (dBpT)	Margin (dB)	Detector	P/F	Remark
1	0.0590	34.32	72.95	107.27	179.98	-72.71	peak	P	
2	0.1790	22.45	63.24	85.69	179.90	-94.21	peak	P	
3	0.3290	24.64	58.86	83.50	179.79	-96.29	peak	P	
4	0.6570	29.43	52.76	82.19	179.56	-97.37	peak	P	
5	0.7800	17.82	51.56	69.38	179.47	-110.09	peak	P	
6	0.9850	27.83	49.55	77.38	179.33	-101.95	peak	P	

0.001Hz-0.01MHz-Vertical

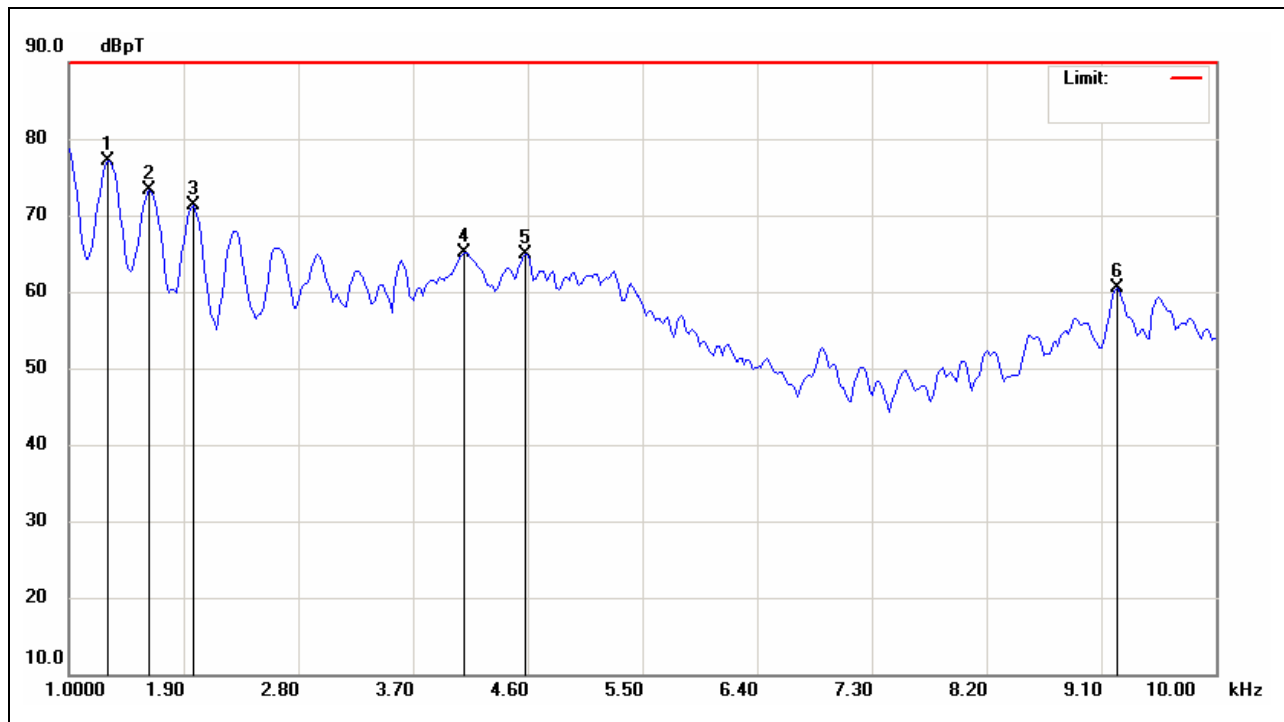
Job No.:	90608001	Polarization:	Vertical
Standard:	MIL-STD-461E/ F RE101(Army)	Power Source:	AC 240V/60Hz
Test item:	Radiation Test	Date:	2009/8/25
Temp.(°C)/Hum.(%):	22(°C)/51%	Time:	下午 03:20:42
Company:	iTech.	Engineer	Skyman
Trade Name:	iTech	Signature:	
Model:	EMiW2400 TR-V1	Distance:	7cm
	EMiW2400-TR-V1-H	RBW: 0.1kHz	VBW: 0.1kHz
Description:	EUT only		



No.	Frequency (KHz)	Reading (dBuV)	Factor (dBpT/uV)	Result (dBpT)	Limit (dBpT)	Margin (dB)	Detector	P/F	Remark
1	1.0000	28.45	49.40	77.85	179.32	-101.47	peak	P	
2	1.3000	28.84	47.87	76.71	179.11	-102.40	peak	P	
3	1.9750	24.68	44.43	69.11	178.64	-109.53	peak	P	
4	5.2150	27.04	36.29	63.33	176.37	-113.04	peak	P	
5	9.0100	25.63	32.57	58.20	173.71	-115.51	peak	P	

0.001Hz-0.01MHz-Horizontal

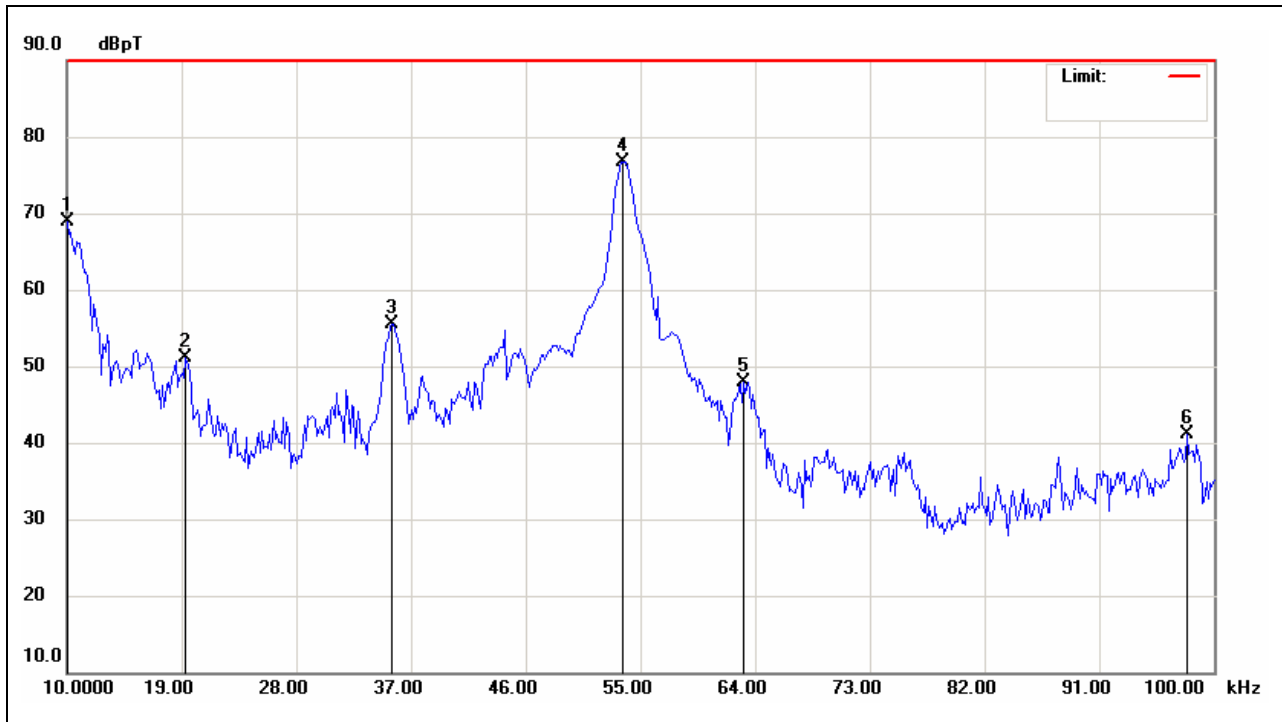
Job No.:	90608001	Polarization:	Horizontal
Standard:	MIL-STD-461E/ F RE101(Army)	Power Source:	AC 240V/60Hz
Test item:	Radiation Test	Date:	2009/8/25
Temp.(°C)/Hum.(%):	22(°C)/51%	Time:	下午 03:15:46
Company:	iTech.	Engineer	Skyman
Trade Name:	iTech	Signature:	
Model:	EMiW2400 TR-V1	Distance:	7cm
	EMiW2400-TR-V1-H	RBW: 0.1kHz	VBW: 0.1kHz
Description:	EUT only		



No.	Frequency (KHz)	Reading (dBuV)	Factor (dBpT/uV)	Result (dBpT)	Limit (dBpT)	Margin (dB)	Detector	P/F	Remark
1	1.3000	29.28	47.87	77.15	179.11	-101.96	peak	P	
2	1.6300	27.12	46.19	73.31	178.88	-105.57	peak	P	
3	1.9750	26.85	44.43	71.28	178.64	-107.36	peak	P	
4	4.1050	26.25	38.83	65.08	177.15	-112.07	peak	P	
5	4.5850	27.31	37.58	64.89	176.81	-111.92	peak	P	
6	9.2200	28.05	32.36	60.41	173.57	-113.16	peak	P	

0.01Hz-0.1MHz-Vertical

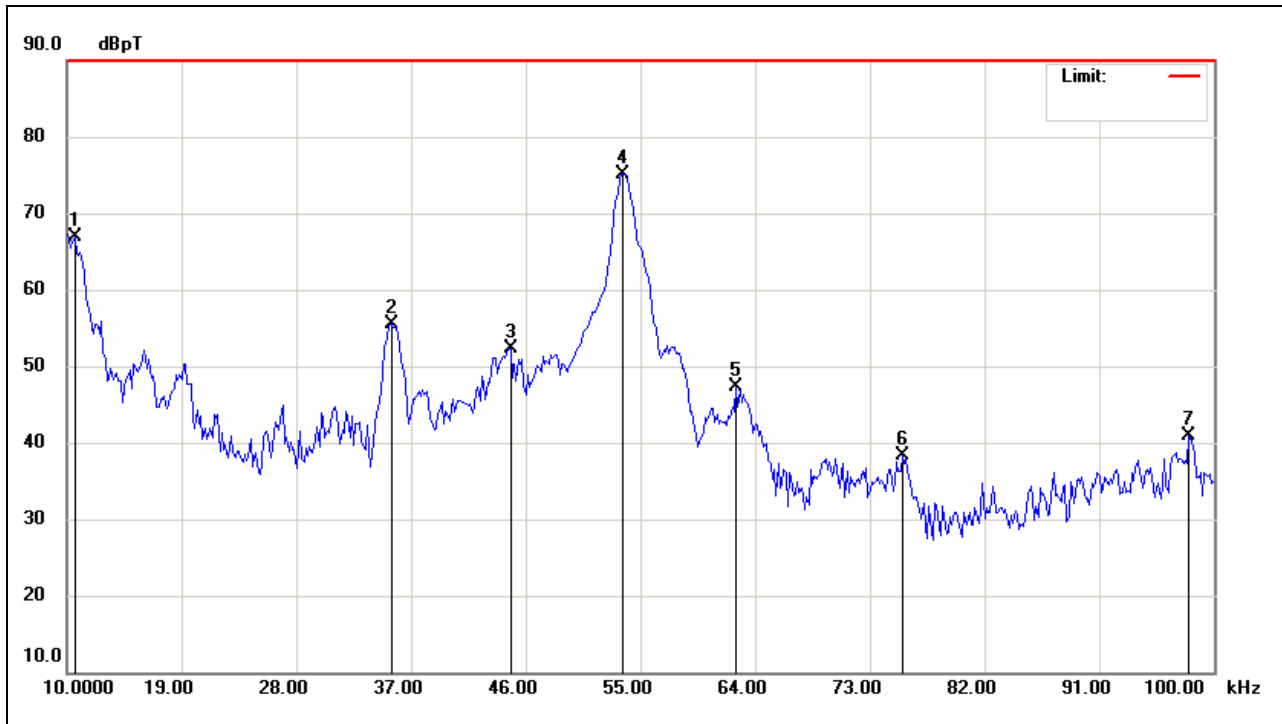
Job No.:	90608001	Polarization:	Vertical
Standard:	MIL-STD-461E/ F RE101(Army)	Power Source:	AC 240V/60Hz
Test item:	Radiation Test	Date:	2009/8/25
Temp.(°C)/Hum.(%):	22(°C)/51%	Time:	下午 03:19:45
Company:	iTech.	Engineer	Skyman
Trade Name:	iTech	Signature:	
Model:	EMiIW2400 TR-V1	Distance:	7cm
	EMiIW2400-TR-V1-H	RBW: 1kHz	VBW: 1kHz
Description:	EUT only		



No.	Frequency (KHz)	Reading (dBuV)	Factor (dBpT/uV)	Result (dBpT)	Limit (dBpT)	Margin (dB)	Detector	P/F	Remark
1	10.0000	37.21	31.60	68.81	173.02	-104.21	peak	P	
2	19.3000	23.96	27.23	51.19	166.51	-115.32	peak	P	
3	35.5000	30.54	25.04	55.58	155.16	-99.58	peak	P	
4	53.6500	53.53	23.26	76.79	142.45	-65.66	peak	P	
5	63.1000	24.75	23.14	47.89	135.84	-87.95	peak	P	
6	97.9000	18.31	22.73	41.04	111.47	-70.43	peak	P	

0.01Hz-0.1MHz-Horizontal

Job No.:	90608001	Polarization:	Horizontal
Standard:	MIL-STD-461E/ F RE101(Army)	Power Source:	AC 240V/60Hz
Test item:	Radiation Test	Date:	2009/8/25
Temp.(°C)/Hum.(%):	22(°C)/51%	Time:	下午 03:17:07
Company:	iTech.	Engineer	Skyman
Trade Name:	iTech	Signature:	
Model:	EMiW2400 TR-V1	Distance:	7cm
	EMiW2400-TR-V1-H	RBW: 1kHz	VBW: 1kHz
Description:	EUT only		

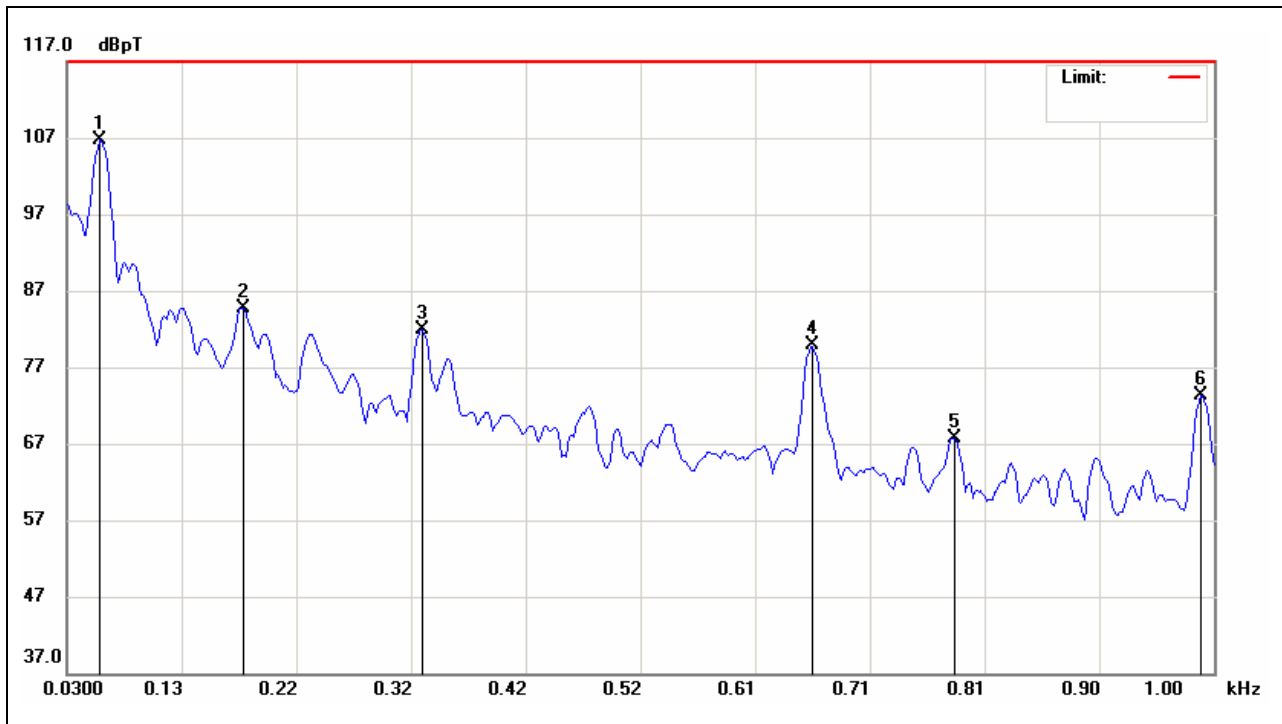


No.	Frequency (KHz)	Reading (dBuV)	Factor (dBpT/uV)	Result (dBpT)	Limit (dBpT)	Margin (dB)	Detector	P/F	Remark
1	10.6000	35.65	31.32	66.97	172.60	-105.63	peak	P	
2	35.5000	30.54	25.04	55.58	155.16	-99.58	peak	P	
3	44.8000	28.45	23.92	52.37	148.65	-96.28	peak	P	
4	53.6500	51.86	23.26	75.12	142.45	-67.33	peak	P	
5	62.5000	24.15	23.15	47.30	136.26	-88.96	peak	P	
6	75.5500	15.38	22.99	38.37	127.12	-88.75	peak	P	
7	98.0500	18.10	22.72	40.82	111.37	-70.55	peak	P	

Right

50Hz-0.001MHz-Vertical

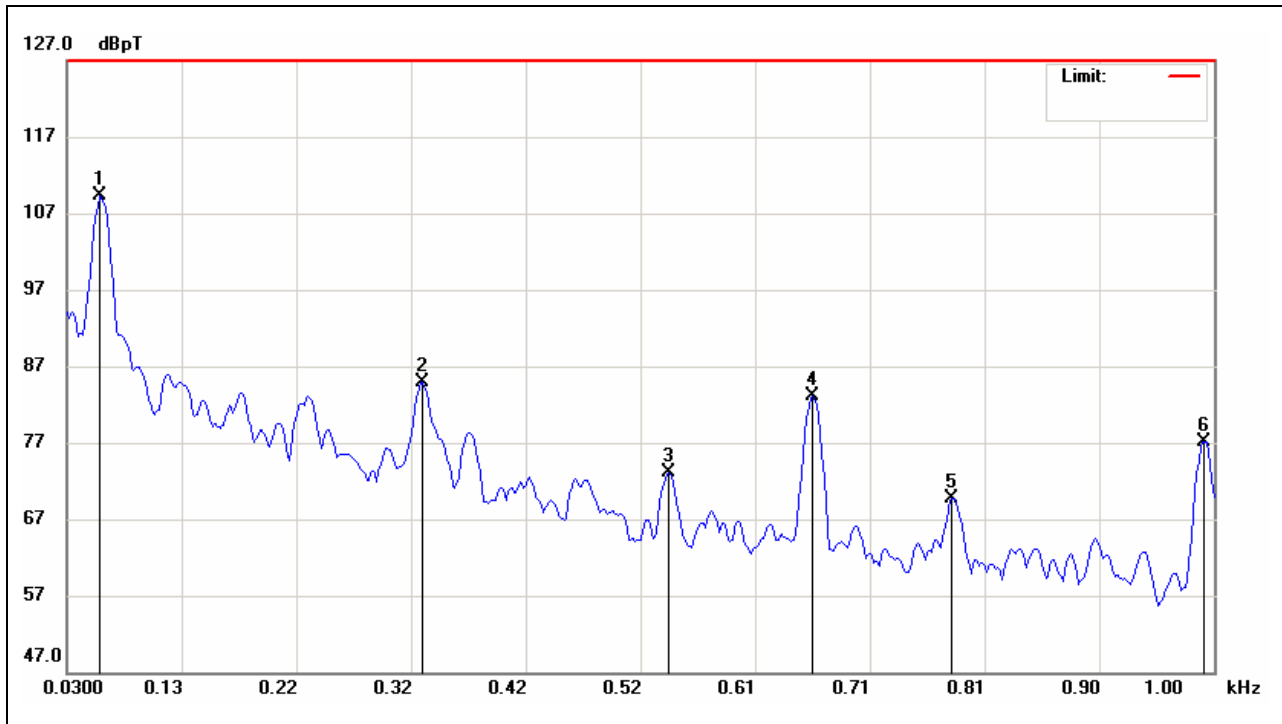
Job No.:	90608001	Polarization:	Vertical
Standard:	MIL-STD-461E/ F RE101(Army)	Power Source:	AC 240V/60Hz
Test item:	Radiation Test	Date:	2009/8/25
Temp.(°C)/Hum.(%):	22(°C)/51%	Time:	下午 03:24:14
Company:	iTech.	Engineer	Skyman
		Signature:	
Trade Name:	iTech	Distance:	7cm
Model:	EMiIW2400 TR-V1	RBW: 0.01kHz	VBW: 0.01kHz
	EMiIW2400-TR-V1-H		
Description:	EUT only		



No.	Frequency (KHz)	Reading (dBUV)	Factor (dBpT/uV)	Result (dBpT)	Limit (dBpT)	Margin (dB)	Detector	P/F	Remark
1	0.0570	33.44	73.25	106.69	179.98	-73.29	peak	P	
2	0.1790	21.43	63.24	84.67	179.90	-95.23	peak	P	
3	0.3310	23.10	58.81	81.91	179.79	-97.88	peak	P	
4	0.6610	27.07	52.72	79.79	179.56	-99.77	peak	P	
5	0.7800	16.21	51.56	67.77	179.47	-111.70	peak	P	
6	0.9890	23.75	49.51	73.26	179.33	-106.07	peak	P	

50Hz-0.001MHz-Horizontal

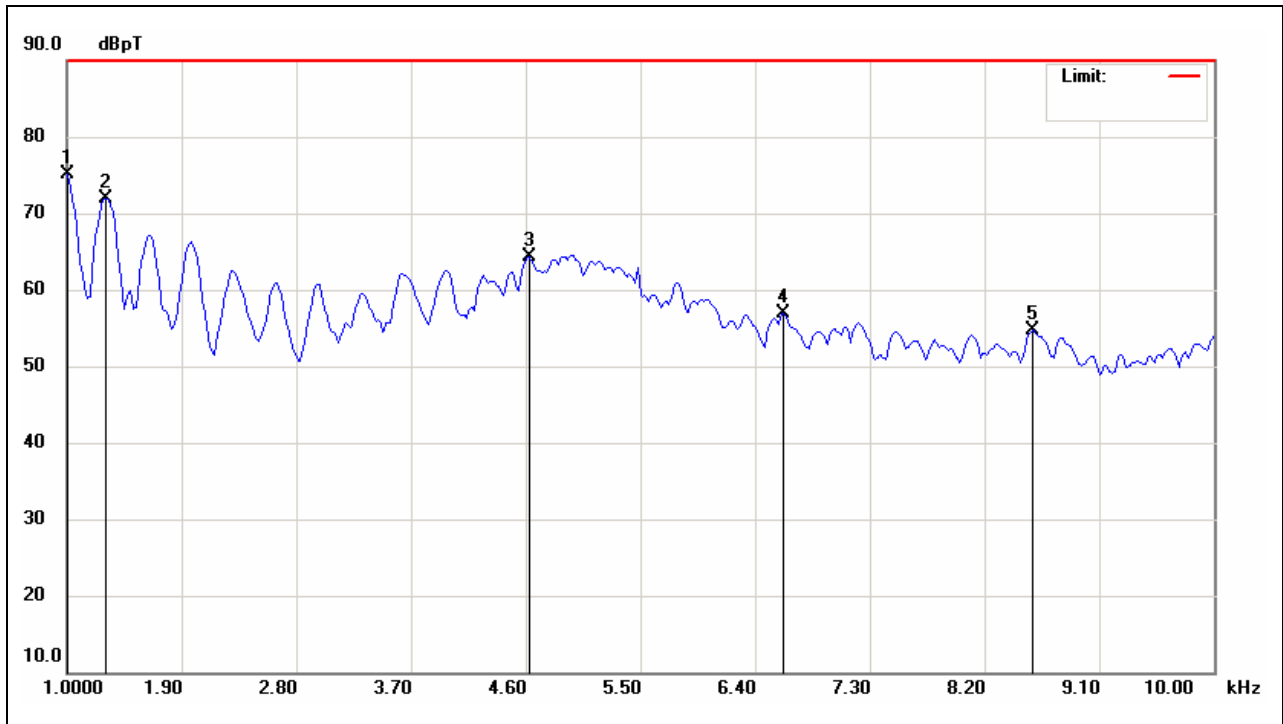
Job No.:	90608001	Polarization:	Horizontal
Standard:	MIL-STD-461E/ F RE101(Army)	Power Source:	AC 240V/60Hz
Test item:	Radiation Test	Date:	2009/8/25
Temp.(°C)/Hum.(%):	22(°C)/51%	Time:	下午 04:26:31
Company:	iTech.	Engineer	Skyman
Trade Name:	iTech	Signature:	
Model:	EMiIW2400 TR-V1 EMiIW2400-TR-V1-H	Distance:	7cm
Description:	EUT only	RBW: 0.01kHz	VBW: 0.01kHz



No.	Frequency (KHz)	Reading (dBuV)	Factor (dBpT/uV)	Result (dBpT)	Limit (dBpT)	Margin (dB)	Detector	P/F	Remark
1	0.0570	35.95	73.25	109.20	179.98	-70.78	peak	P	
2	0.3310	26.17	58.81	84.98	179.79	-94.81	peak	P	
3	0.5390	19.12	53.92	73.04	179.64	-106.60	peak	P	
4	0.6610	30.36	52.72	83.08	179.56	-96.48	peak	P	
5	0.7790	18.13	51.57	69.70	179.48	-109.78	peak	P	
6	0.9920	27.66	49.48	77.14	179.33	-102.19	peak	P	

0.001Hz-0.01MHz-Vertical

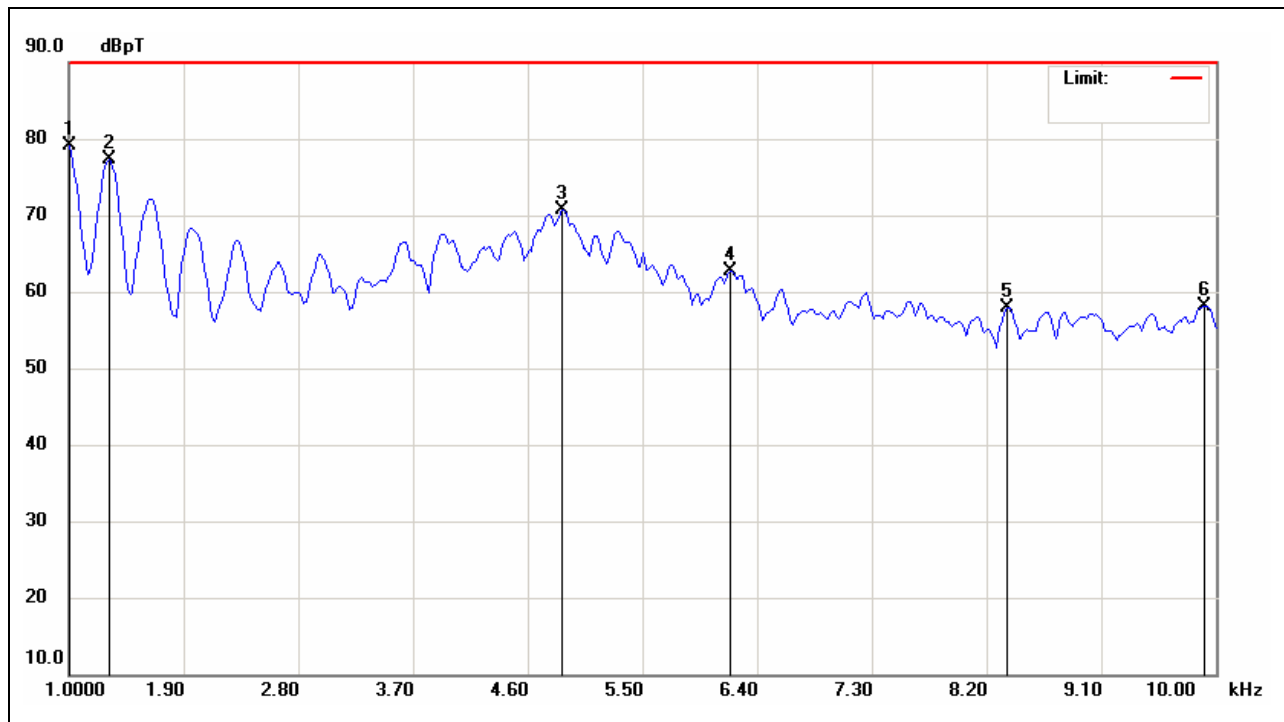
Job No.:	90608001	Polarization:	Vertical
Standard:	MIL-STD-461E/ F RE101(Army)	Power Source:	AC 240V/60Hz
Test item:	Radiation Test	Date:	2009/8/25
Temp.(°C)/Hum.(%):	22(°C)/51%	Time:	下午 03:25:45
Company:	iTech.	Engineer	Skyman
Trade Name:	iTech	Signature:	
Model:	EMiIW2400 TR-V1 EMiIW2400-TR-V1-H	Distance:	7cm
		RBW: 0.1kHz	VBW: 0.1kHz
Description:	EUT only		



No.	Frequency (KHz)	Reading (dBuV)	Factor (dBpT/uV)	Result (dBpT)	Limit (dBpT)	Margin (dB)	Detector	P/F	Remark
1	1.0000	25.79	49.40	75.19	179.32	-104.13	peak	P	
2	1.3000	24.01	47.87	71.88	179.11	-107.23	peak	P	
3	4.6300	26.80	37.46	64.26	176.78	-112.52	peak	P	
4	6.6250	22.00	34.91	56.91	175.38	-118.47	peak	P	
5	8.5750	21.77	33.00	54.77	174.02	-119.25	peak	P	

0.001Hz-0.01MHz-Horizontal

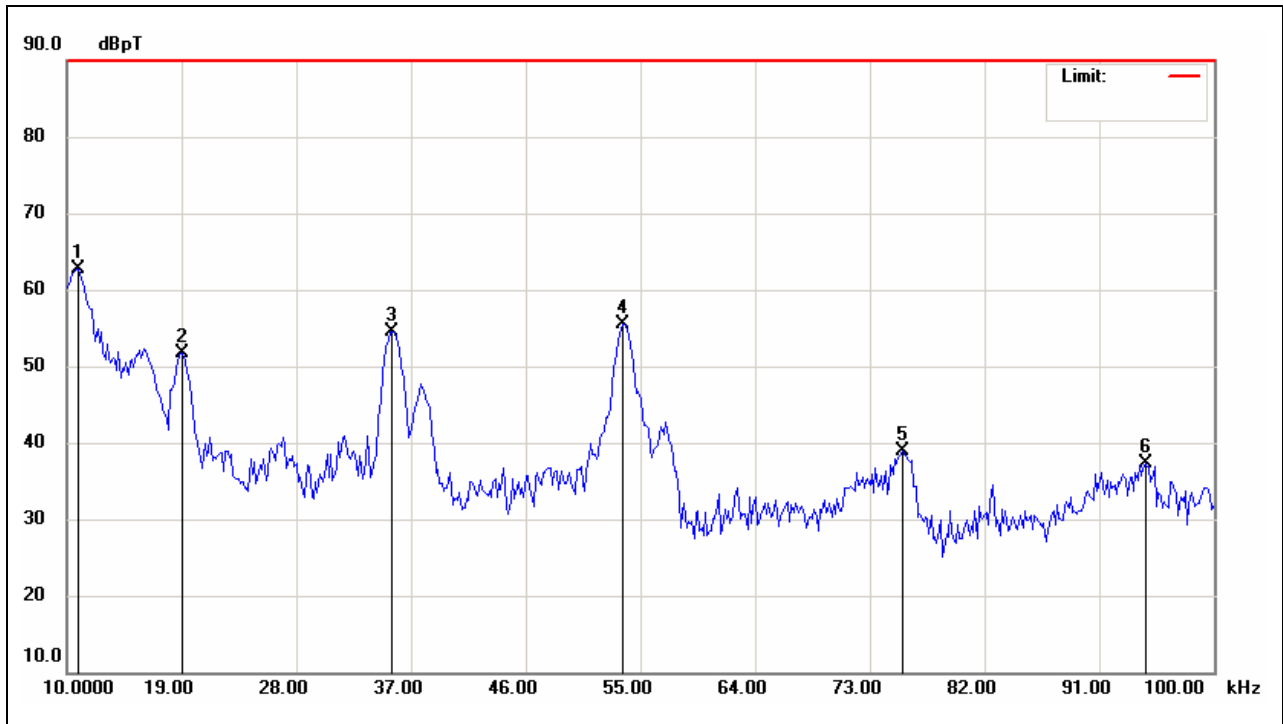
Job No.:	90608001	Polarization:	Horizontal
Standard:	MIL-STD-461E/ F RE101(Army)	Power Source:	AC 240V/60Hz
Test item:	Radiation Test	Date:	2009/8/25
Temp.(°C)/Hum.(%):	22(°C)/51%	Time:	下午 04:27:51
Company:	iTech.	Engineer	Skyman
Trade Name:	iTech	Signature:	
Model:	EMiW2400 TR-V1	Distance:	7cm
	EMiW2400-TR-V1-H	RBW: 0.1kHz	VBW: 0.1kHz
Description:	EUT only		



No.	Frequency (KHz)	Reading (dBuV)	Factor (dBpT/uV)	Result (dBpT)	Limit (dBpT)	Margin (dB)	Detector	P/F	Remark
1	1.0000	29.69	49.40	79.09	179.32	-100.23	peak	P	
2	1.3150	29.47	47.79	77.26	179.10	-101.84	peak	P	
3	4.8700	33.83	36.84	70.67	176.61	-105.94	peak	P	
4	6.1900	27.38	35.33	62.71	175.69	-112.98	peak	P	
5	8.3650	24.63	33.20	57.83	174.16	-116.33	peak	P	
6	9.9100	26.44	31.69	58.13	173.08	-114.95	peak	P	

0.01Hz-0.1MHz-Vertical

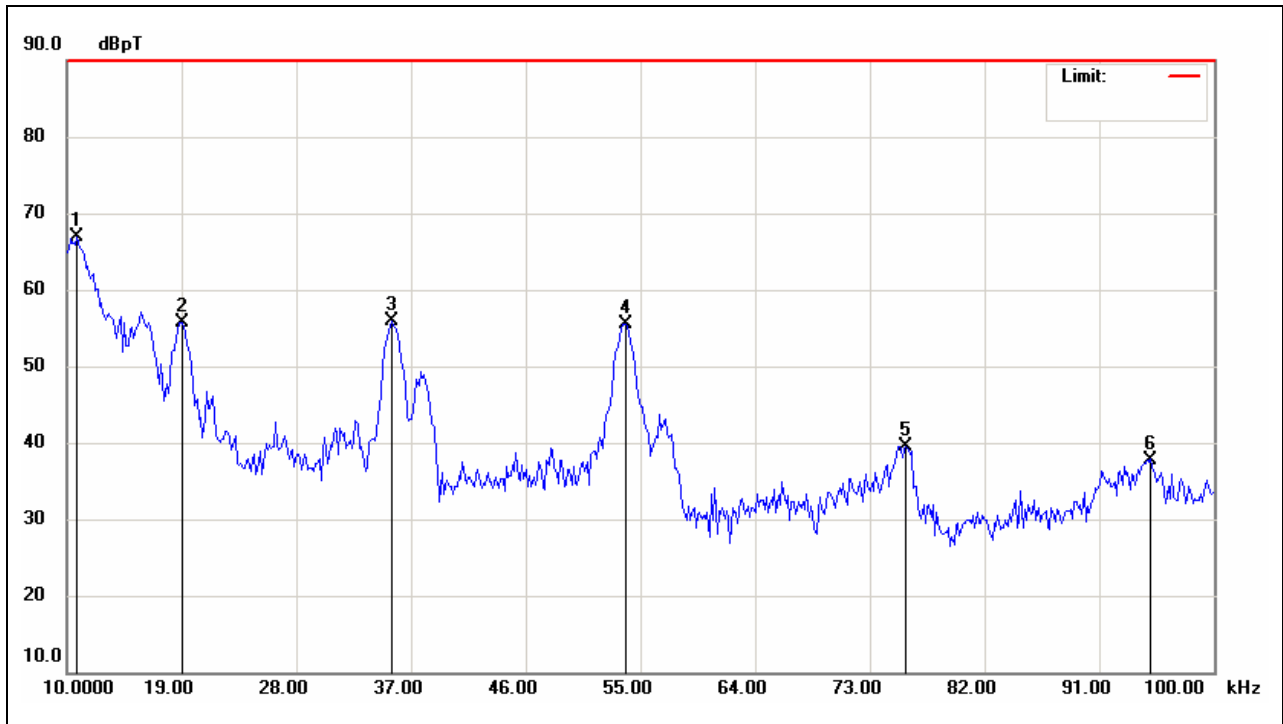
Job No.:	90608001	Polarization:	Vertical
Standard:	MIL-STD-461E/ F RE101(Army)	Power Source:	AC 240V/60Hz
Test item:	Radiation Test	Date:	2009/8/25
Temp.(°C)/Hum.(%):	22(°C)/51%	Time:	下午 03:26:52
Company:	iTech.	Engineer	Skyman
Trade Name:	iTech	Signature:	
Model:	EMiIW2400 TR-V1 EMiIW2400-TR-V1-H	Distance:	7cm
Description:	EUT only	RBW: 1kHz	VBW: 1kHz



No.	Frequency (KHz)	Reading (dBuV)	Factor (dBpT/uV)	Result (dBpT)	Limit (dBpT)	Margin (dB)	Detector	P/F	Remark
1	10.9000	31.62	31.18	62.80	172.39	-109.59	peak	P	
2	19.0000	24.38	27.37	51.75	166.72	-114.97	peak	P	
3	35.5000	29.55	25.04	54.59	155.16	-100.57	peak	P	
4	53.6500	32.31	23.26	55.57	142.45	-86.88	peak	P	
5	75.5500	15.96	22.99	38.95	127.12	-88.17	peak	P	
6	94.6000	14.47	22.76	37.23	113.78	-76.55	peak	P	

0.01Hz-0.1MHz-Horizontal

Job No.:	90608001	Polarization:	Horizontal
Standard:	MIL-STD-461E/ F RE101(Army)	Power Source:	AC 240V/60Hz
Test item:	Radiation Test	Date:	2009/8/25
Temp.(°C)/Hum.(%):	22(°C)/51%	Time:	下午 04:29:00
Company:	iTech.	Engineer	Skyman
Trade Name:	iTech	Signature:	
Model:	EMiIW2400 TR-V1 EMiIW2400-TR-V1-H	Distance:	7cm
Description:	EUT only	RBW: 1kHz	VBW: 1kHz

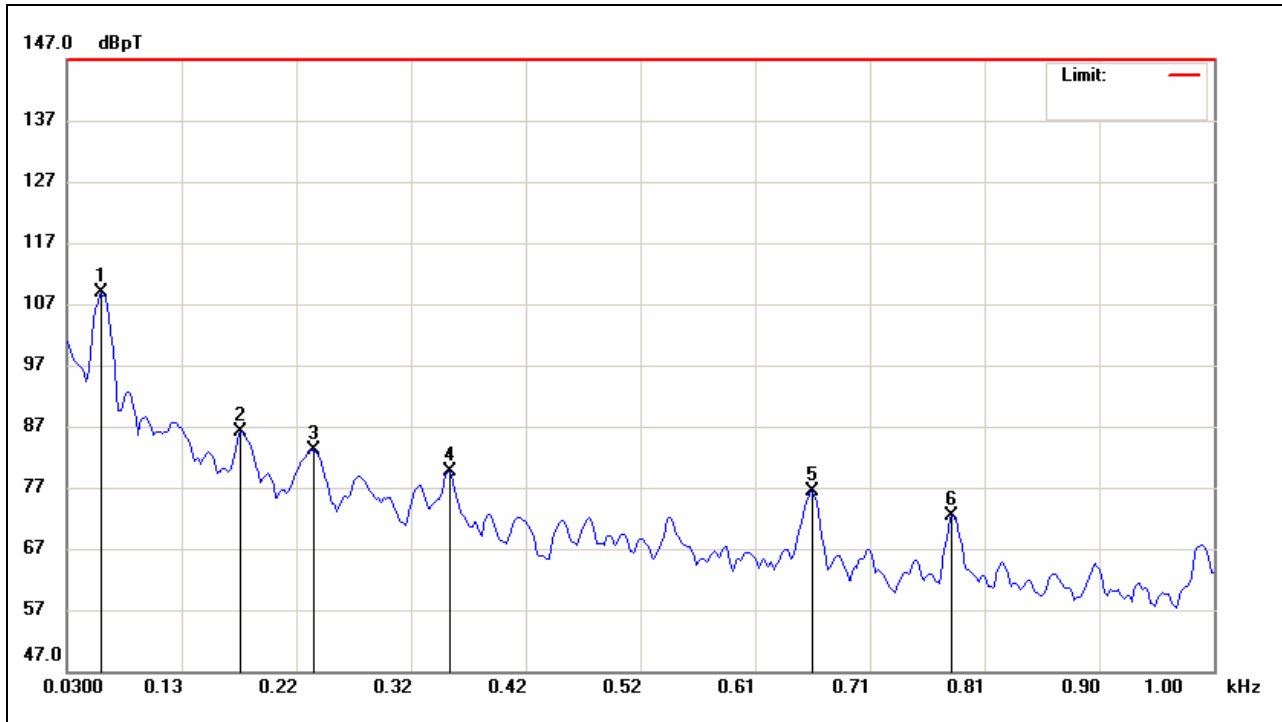


No.	Frequency (KHz)	Reading (dBuV)	Factor (dBpT/uV)	Result (dBpT)	Limit (dBpT)	Margin (dB)	Detector	P/F	Remark
1	10.7500	35.58	31.25	66.83	172.49	-105.66	peak	P	
2	19.0000	28.37	27.37	55.74	166.72	-110.98	peak	P	
3	35.5000	30.77	25.04	55.81	155.16	-99.35	peak	P	
4	53.8000	32.29	23.25	55.54	142.35	-86.81	peak	P	
5	75.8500	16.57	22.99	39.56	126.91	-87.35	peak	P	
6	95.0500	15.04	22.76	37.80	113.47	-75.67	peak	P	

Front

50Hz-0.001MHz-Vertical

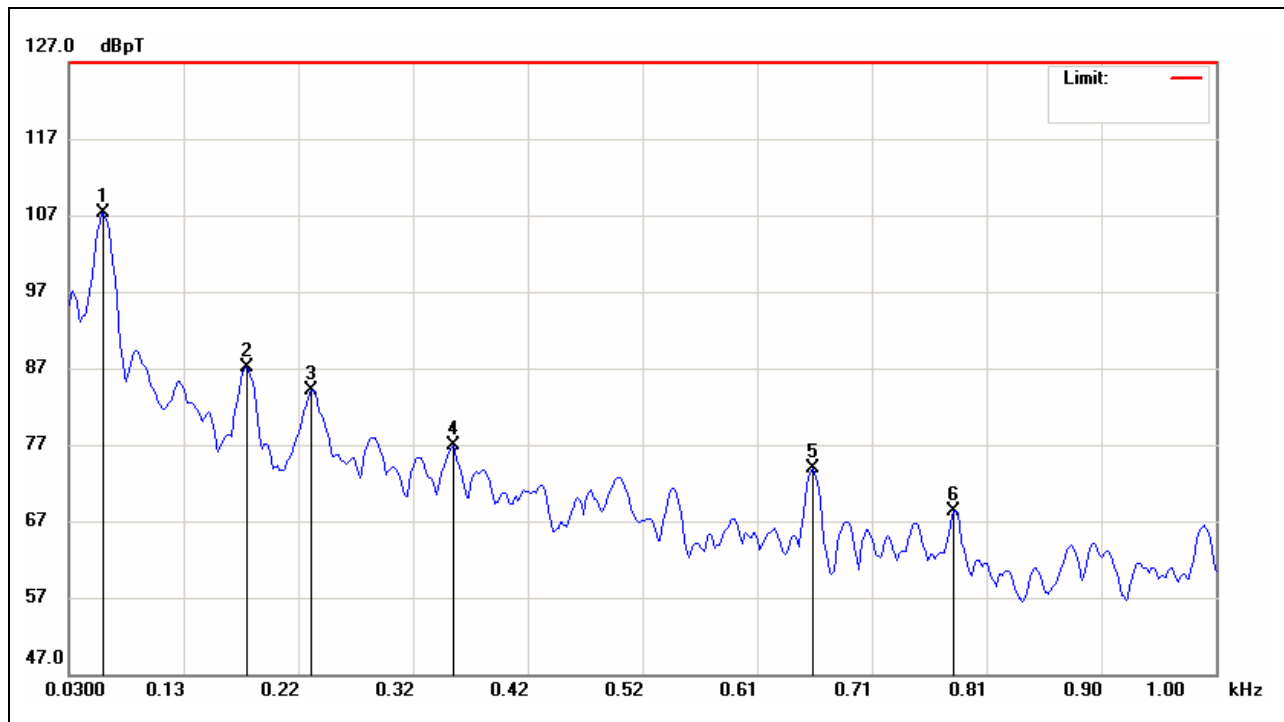
Job No.:	90608001	Polarization:	Vertical
Standard:	MIL-STD-461E/ F RE101(Army)	Power Source:	AC 240V/60Hz
Test item:	Radiation Test	Date:	2009/8/25
Temp.(°C)/Hum.(%):	22(°C)/51%	Time:	下午 02:53:17
Company:	iTech.	Engineer	Skyman
Trade Name:	iTech	Signature:	
Model:	EMiW2400 TR-V1	Distance:	7cm
	EMiW2400-TR-V1-H	RBW: 0.01kHz	VBW: 0.01kHz
Description:	EUT only		



No.	Frequency (KHz)	Reading (dBUV)	Factor (dBpT/uV)	Result (dBpT)	Limit (dBpT)	Margin (dB)	Detector	P/F	Remark
1	0.0590	35.80	72.95	108.75	179.98	-71.23	peak	P	
2	0.1770	22.83	63.34	86.17	179.90	-93.73	peak	P	
3	0.2390	21.94	61.26	83.20	179.85	-96.65	peak	P	
4	0.3530	21.31	58.22	79.53	179.77	-100.24	peak	P	
5	0.6610	23.55	52.72	76.27	179.56	-103.29	peak	P	
6	0.7790	20.83	51.57	72.40	179.48	-107.08	peak	P	

50Hz-0.001MHz-Horizontal

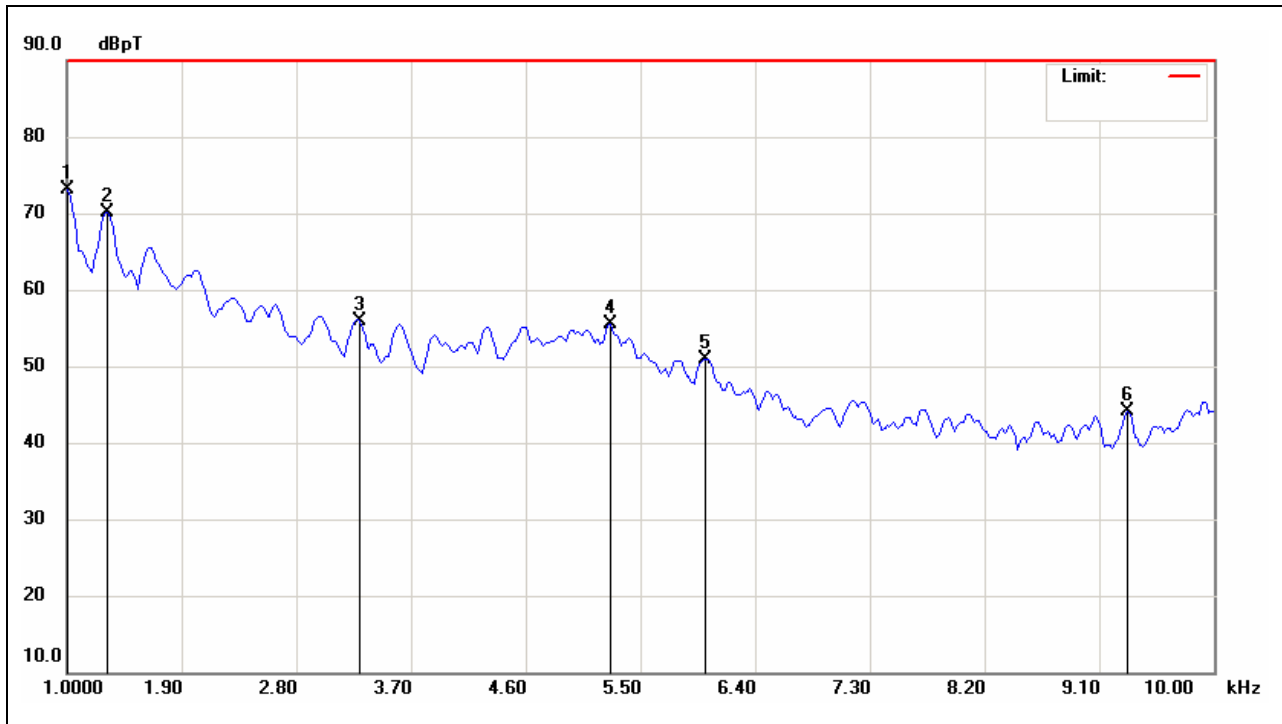
Job No.:	90608001	Polarization:	Horizontal
Standard:	MIL-STD-461E/ F RE101(Army)	Power Source:	AC 240V/60Hz
Test item:	Radiation Test	Date:	2009/8/25
Temp.(°C)/Hum.(%):	22(°C)/51%	Time:	下午 03:10:52
Company:	iTech.	Engineer	Skyman
Trade Name:	iTech	Signature:	
Model:	EMiIW2400 TR-V1	Distance:	7cm
	EMiIW2400-TR-V1-H	RBW: 0.01kHz	VBW: 0.01kHz
Description:	EUT only		



No.	Frequency (KHz)	Reading (dBuV)	Factor (dBpT/uV)	Result (dBpT)	Limit (dBpT)	Margin (dB)	Detector	P/F	Remark
1	0.0590	34.38	72.95	107.33	179.98	-72.65	peak	P	
2	0.1800	23.96	63.20	87.16	179.89	-92.73	peak	P	
3	0.2350	22.81	61.37	84.18	179.86	-95.68	peak	P	
4	0.3550	18.66	58.17	76.83	179.77	-102.94	peak	P	
5	0.6590	21.06	52.74	73.80	179.56	-105.76	peak	P	
6	0.7790	16.63	51.57	68.20	179.48	-111.28	peak	P	

0.001Hz-0.01MHz-Vertical

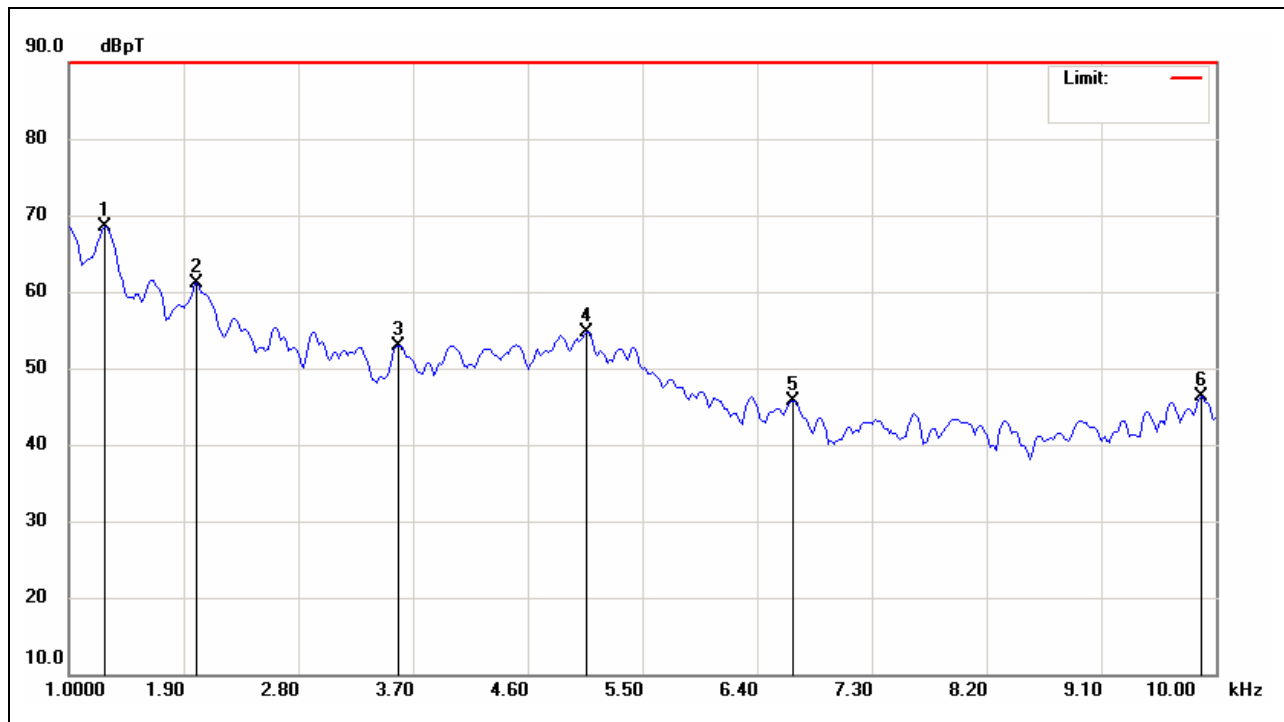
Job No.:	90608001	Polarization:	Vertical
Standard:	MIL-STD-461E/ F RE101(Army)	Power Source:	AC 240V/60Hz
Test item:	Radiation Test	Date:	2009/8/25
Temp.(°C)/Hum.(%):	22(°C)/51%	Time:	下午 02:59:50
Company:	iTech.	Engineer	Skyman
Trade Name:	iTech	Signature:	
Model:	EMiW2400 TR-V1	Distance:	7cm
	EMiW2400-TR-V1-H	RBW: 0.1kHz	VBW: 0.1kHz
Description:	EUT only		



No.	Frequency (KHz)	Reading (dBUV)	Factor (dBpT/uV)	Result (dBpT)	Limit (dBpT)	Margin (dB)	Detector	P/F	Remark
1	1.0000	23.75	49.40	73.15	179.32	-106.17	peak	P	
2	1.3150	22.41	47.79	70.20	179.10	-108.90	peak	P	
3	3.2950	15.07	40.93	56.00	177.71	-121.71	peak	P	
4	5.2600	19.30	36.25	55.55	176.34	-120.79	peak	P	
5	6.0100	15.47	35.51	50.98	175.81	-124.83	peak	P	
6	9.3250	11.76	32.26	44.02	173.49	-129.47	peak	P	

0.001Hz-0.01MHz-Horizontal

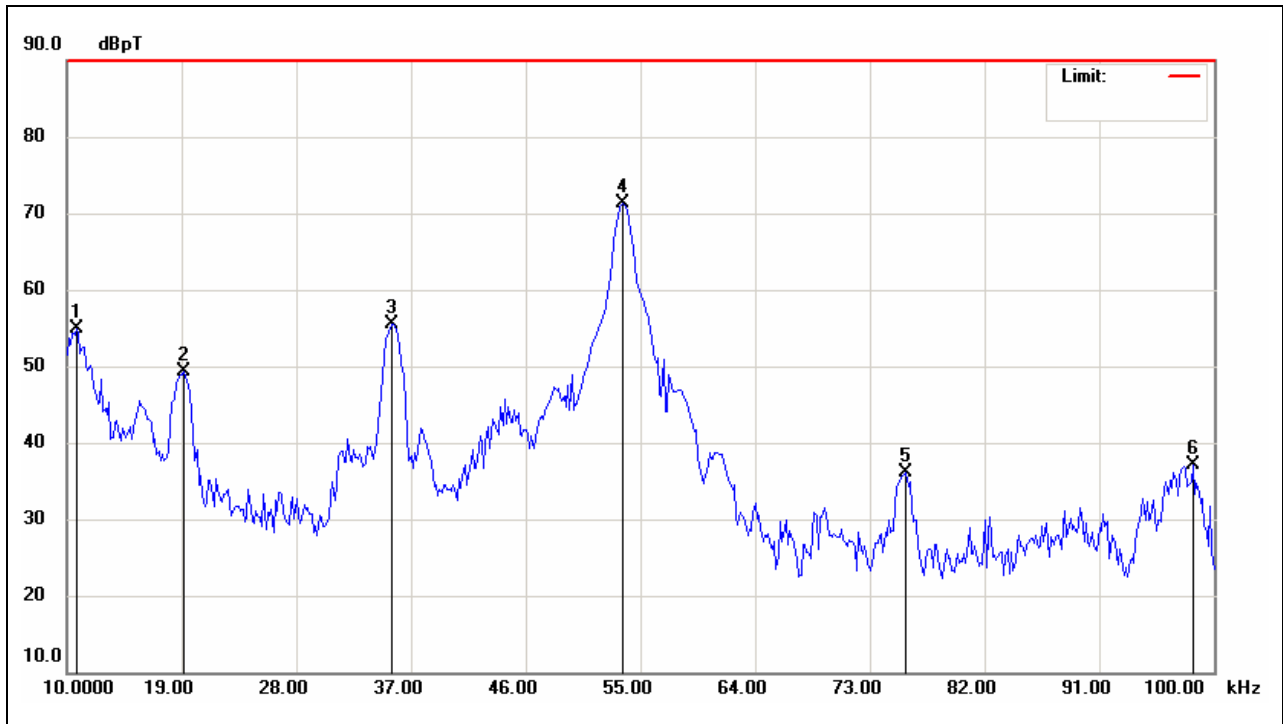
Job No.:	90608001	Polarization:	Horizontal
Standard:	MIL-STD-461E/ F RE101(Army)	Power Source:	AC 240V/60Hz
Test item:	Radiation Test	Date:	2009/8/25
Temp.(°C)/Hum.(%):	22(°C)/51%	Time:	下午 03:09:18
Company:	iTech.	Engineer	Skyman
Trade Name:	iTech	Signature:	
Model:	EMiIW2400 TR-V1	Distance:	7cm
	EMiIW2400-TR-V1-H	RBW: 0.1kHz	VBW: 0.1kHz
Description:	EUT only		



No.	Frequency (KHz)	Reading (dBuV)	Factor (dBpT/uV)	Result (dBpT)	Limit (dBpT)	Margin (dB)	Detector	P/F	Remark
1	1.2850	20.47	47.95	68.42	179.12	-110.70	peak	P	
2	2.0050	16.89	44.29	61.18	178.62	-117.44	peak	P	
3	3.5800	12.70	40.19	52.89	177.51	-124.62	peak	P	
4	5.0650	18.24	36.44	54.68	176.47	-121.79	peak	P	
5	6.6850	10.93	34.85	45.78	175.34	-129.56	peak	P	
6	9.8800	14.55	31.72	46.27	173.10	-126.83	peak	P	

0.01Hz-0.1MHz-Vertical

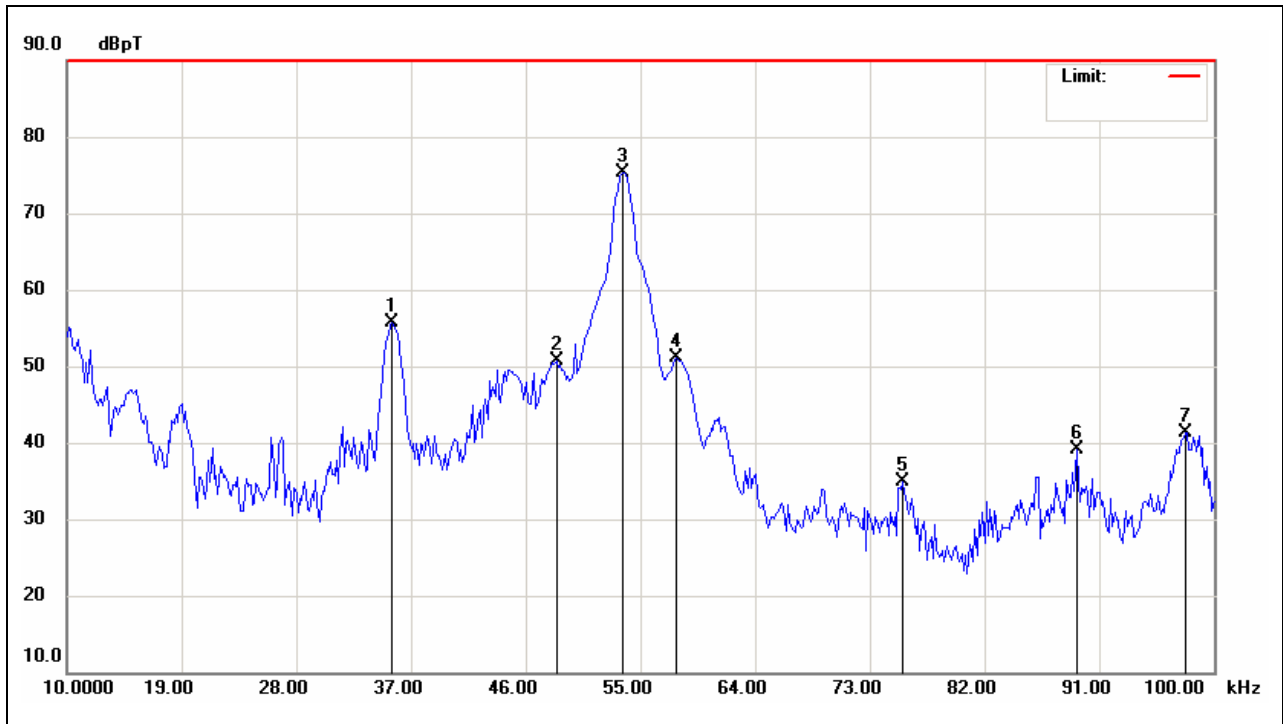
Job No.:	90608001	Polarization:	Vertical
Standard:	MIL-STD-461E/ F RE101(Army)	Power Source:	AC 240V/60Hz
Test item:	Radiation Test	Date:	2009/8/25
Temp.(°C)/Hum.(%):	22(°C)/51%	Time:	下午 03:01:39
Company:	iTech.	Engineer	Skyman
Trade Name:	iTech	Signature:	
Model:	EMiW2400 TR-V1	Distance:	7cm
	EMiW2400-TR-V1-H	RBW: 1kHz	VBW: 1kHz
Description:	EUT only		



No.	Frequency (KHz)	Reading (dBuV)	Factor (dBpT/uV)	Result (dBpT)	Limit (dBpT)	Margin (dB)	Detector	P/F	Remark
1	10.7500	23.56	31.25	54.81	172.49	-117.68	peak	P	
2	19.1500	21.95	27.30	49.25	166.61	-117.36	peak	P	
3	35.5000	30.43	25.04	55.47	155.16	-99.69	peak	P	
4	53.6500	47.96	23.26	71.22	142.45	-71.23	peak	P	
5	75.8500	13.07	22.99	36.06	126.91	-90.85	peak	P	
6	98.3500	14.34	22.72	37.06	111.16	-74.10	peak	P	

0.01Hz-0.1MHz-Horizontal

Job No.:	90608001	Polarization:	Horizontal
Standard:	MIL-STD-461E/ F RE101(Army)	Power Source:	AC 240V/60Hz
Test item:	Radiation Test	Date:	2009/8/25
Temp.(°C)/Hum.(%):	22(°C)/51%	Time:	下午 03:06:16
Company:	iTech.	Engineer	Skyman
Trade Name:	iTech	Signature:	
Model:	EMiW2400 TR-V1 EMiW2400-TR-V1-H	Distance:	7cm
Description:	EUT only	RBW: 1kHz	VBW: 1kHz

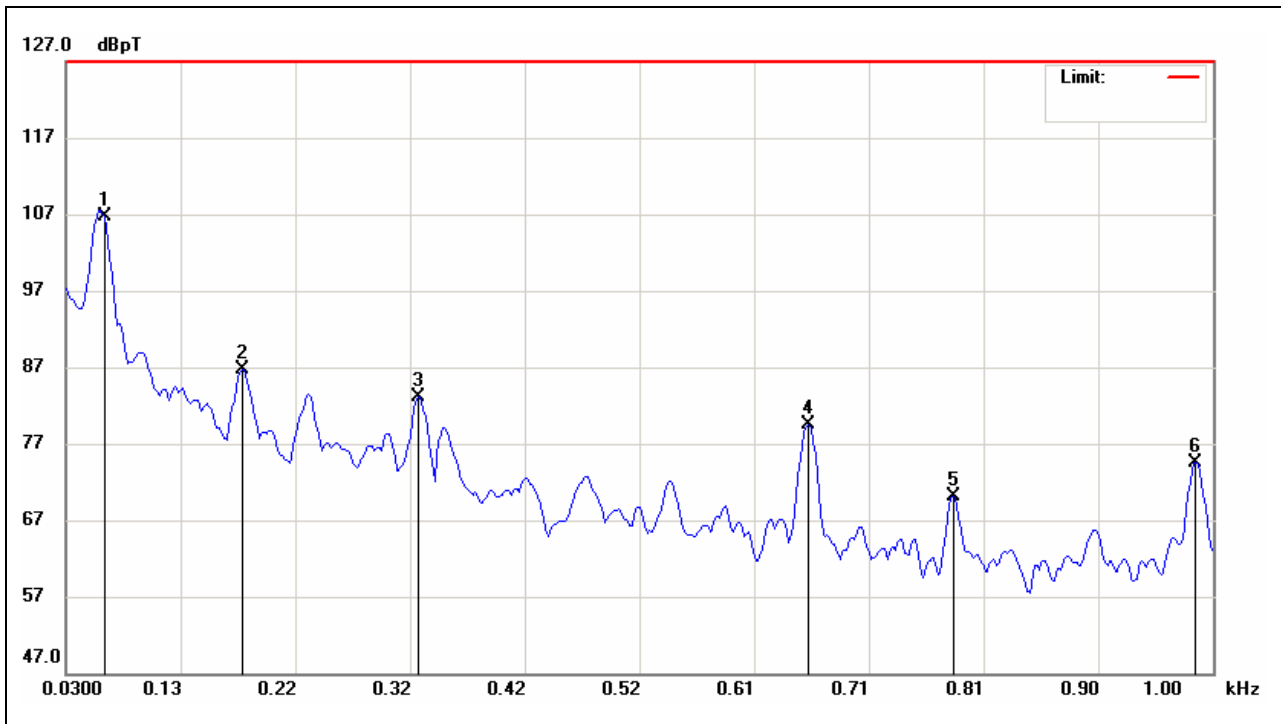


No.	Frequency (KHz)	Reading (dBuV)	Factor (dBpT/uV)	Result (dBpT)	Limit (dBpT)	Margin (dB)	Detector	P/F	Remark
1	35.5000	30.68	25.04	55.72	155.16	-99.44	peak	P	
2	48.4000	27.24	23.49	50.73	146.13	-95.40	peak	P	
3	53.6500	51.97	23.26	75.23	142.45	-67.22	peak	P	
4	57.8500	27.80	23.21	51.01	139.51	-88.50	peak	P	
5	75.5500	11.85	22.99	34.84	127.12	-92.28	peak	P	
6	89.2000	16.37	22.83	39.20	117.56	-78.36	peak	P	
7	97.7500	18.49	22.73	41.22	111.58	-70.36	peak	P	

Back

50Hz-0.001MHz-Vertical

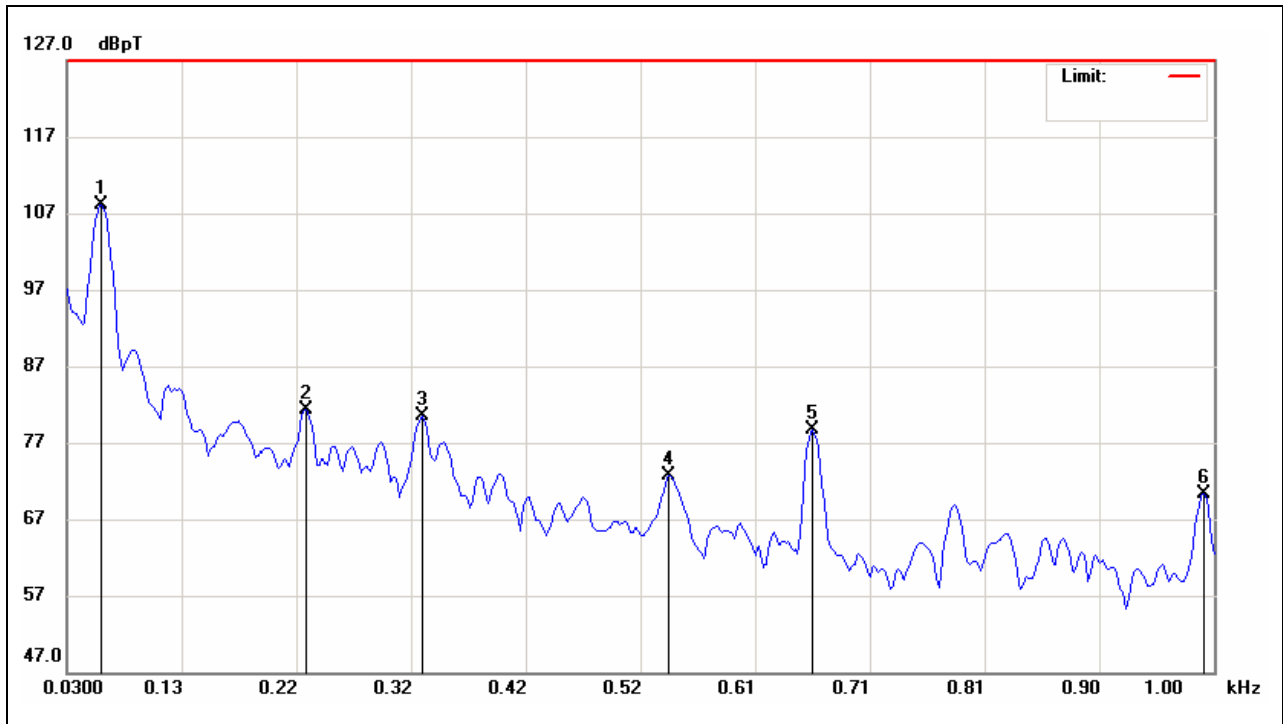
Job No.:	90608001	Polarization:	Vertical
Standard:	MIL-STD-461E/ F RE101(Army)	Power Source:	AC 240V/60Hz
Test item:	Radiation Test	Date:	2009/8/25
Temp.(°C)/Hum.(%):	22(°C)/51%	Time:	下午 03:53:47
Company:	iTech.	Engineer	Skyman
Trade Name:	iTech	Signature:	
Model:	EMiIW2400 TR-V1	Distance:	7cm
	EMiIW2400-TR-V1-H	RBW: 0.01kHz	VBW: 0.01kHz
Description:	EUT only		



No.	Frequency (KHz)	Reading (dBUV)	Factor (dBpT/uV)	Result (dBpT)	Limit (dBpT)	Margin (dB)	Detector	P/F	Remark
1	0.0620	34.16	72.50	106.66	179.98	-73.32	peak	P	
2	0.1790	23.41	63.24	86.65	179.90	-93.25	peak	P	
3	0.3270	24.16	58.91	83.07	179.79	-96.72	peak	P	
4	0.6570	26.65	52.76	79.41	179.56	-100.15	peak	P	
5	0.7800	18.62	51.56	70.18	179.47	-109.29	peak	P	
6	0.9850	24.92	49.55	74.47	179.33	-104.86	peak	P	

50Hz-0.001MHz-Horizontal

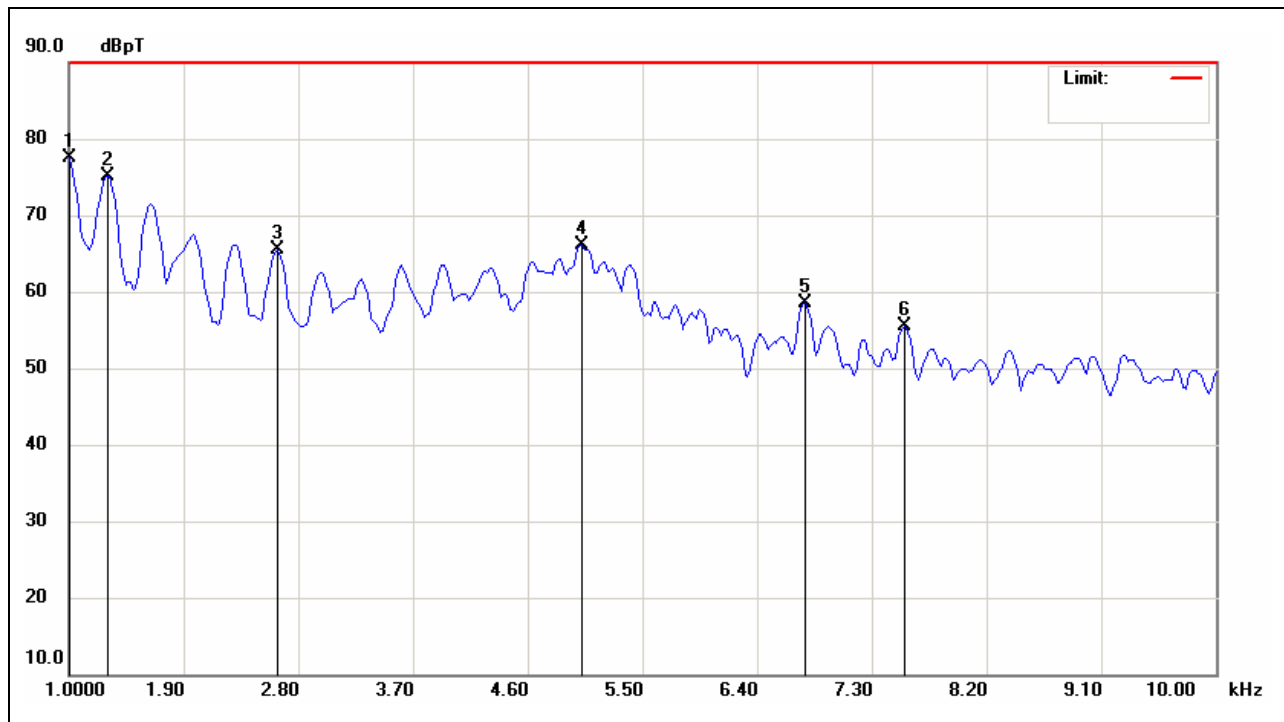
Job No.:	90608001	Polarization:	Horizontal
Standard:	MIL-STD-461E/ F RE101(Army)	Power Source:	AC 240V/60Hz
Test item:	Radiation Test	Date:	2009/8/25
Temp.(°C)/Hum.(%):	22(°C)/51%	Time:	下午 04:33:22
Company:	iTech.	Engineer	Skyman
Trade Name:	iTech	Signature:	
Model:	EMiIW2400 TR-V1 EMiIW2400-TR-V1-H	Distance:	7cm
		RBW: 0.01kHz	VBW: 0.01kHz
Description:	EUT only		



No.	Frequency (KHz)	Reading (dBuV)	Factor (dBpT/uV)	Result (dBpT)	Limit (dBpT)	Margin (dB)	Detector	P/F	Remark
1	0.0590	35.24	72.95	108.19	179.98	-71.79	peak	P	
2	0.2320	19.88	61.45	81.33	179.86	-98.53	peak	P	
3	0.3310	21.72	58.81	80.53	179.79	-99.26	peak	P	
4	0.5390	18.69	53.92	72.61	179.64	-107.03	peak	P	
5	0.6610	25.90	52.72	78.62	179.56	-100.94	peak	P	
6	0.9920	20.85	49.48	70.33	179.33	-109.00	peak	P	

0.001Hz-0.01MHz-Vertical

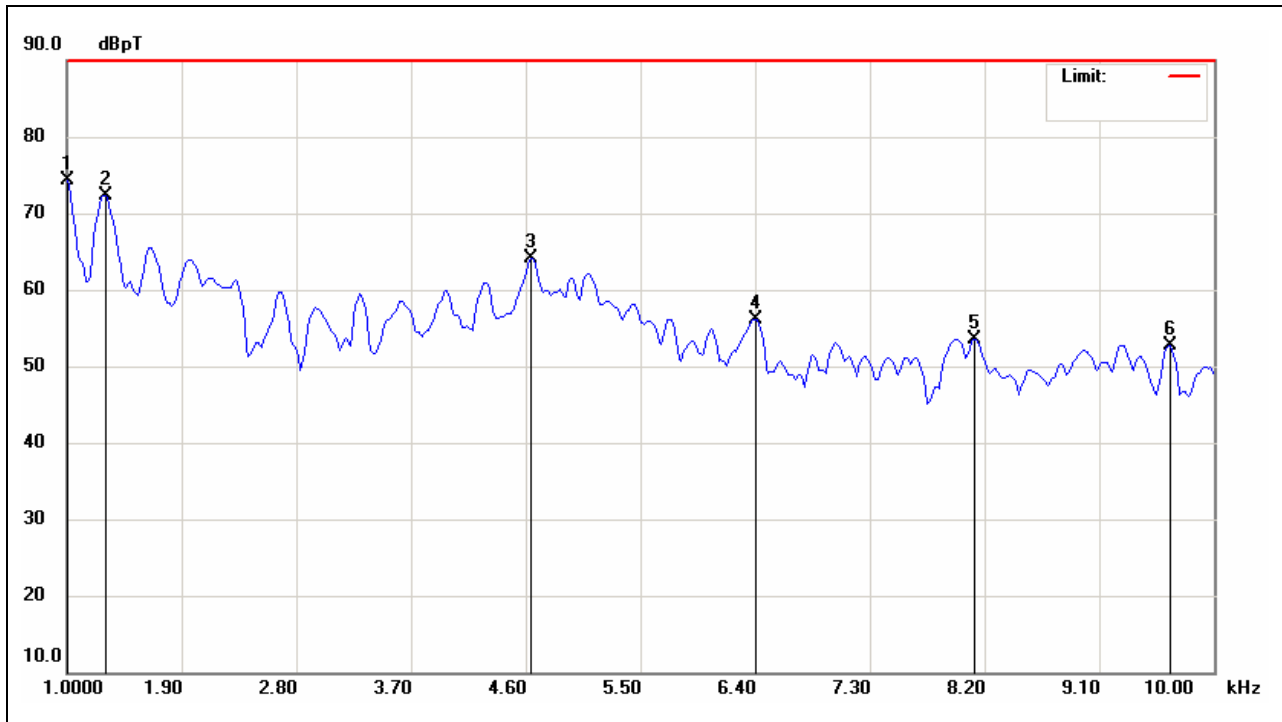
Job No.:	90608001	Polarization:	Vertical
Standard:	MIL-STD-461E/ F RE101(Army)	Power Source:	AC 240V/60Hz
Test item:	Radiation Test	Date:	2009/8/25
Temp.(°C)/Hum.(%):	22(°C)/51%	Time:	下午 03:52:38
Company:	iTech.	Engineer	Skyman
Trade Name:	iTech	Signature:	
Model:	EMiW2400 TR-V1	Distance:	7cm
	EMiW2400-TR-V1-H	RBW: 0.1kHz	VBW: 0.1kHz
Description:	EUT only		



No.	Frequency (KHz)	Reading (dBuV)	Factor (dBpT/uV)	Result (dBpT)	Limit (dBpT)	Margin (dB)	Detector	P/F	Remark
1	1.0000	28.06	49.40	77.46	179.32	-101.86	peak	P	
2	1.3000	27.32	47.87	75.19	179.11	-103.92	peak	P	
3	2.6350	22.76	42.65	65.41	178.18	-112.77	peak	P	
4	5.0200	29.60	36.48	66.08	176.51	-110.43	peak	P	
5	6.7750	23.76	34.76	58.52	175.28	-116.76	peak	P	
6	7.5550	21.51	34.00	55.51	174.73	-119.22	peak	P	

0.001Hz-0.01MHz-Horizontal

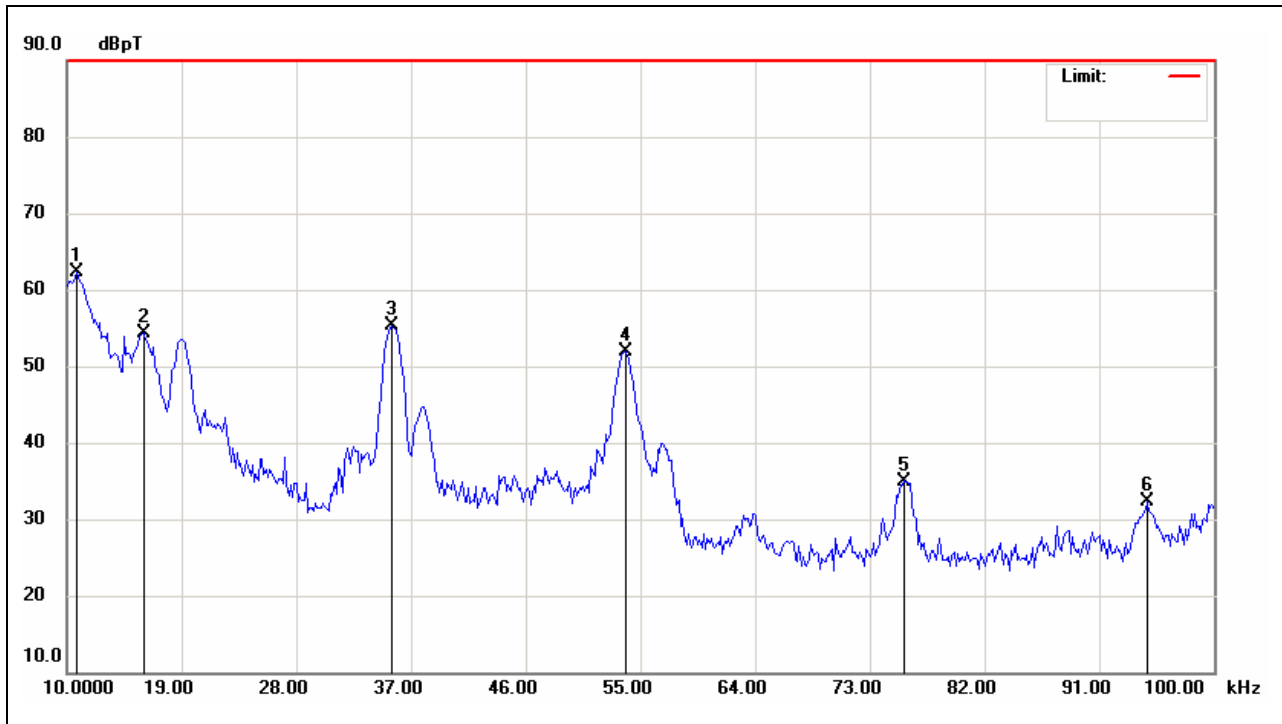
Job No.:	90608001	Polarization:	Horizontal
Standard:	MIL-STD-461E/ F RE101(Army)	Power Source:	AC 240V/60Hz
Test item:	Radiation Test	Date:	2009/8/25
Temp.(°C)/Hum.(%):	22(°C)/51%	Time:	下午 04:32:25
Company:	iTech.	Engineer	Skyman
Trade Name:	iTech	Signature:	
Model:	EMiW2400 TR-V1 EMiW2400-TR-V1-H	Distance:	7cm
Description:	EUT only	RBW: 0.1kHz	VBW: 0.1kHz



No.	Frequency (KHz)	Reading (dBuV)	Factor (dBpT/uV)	Result (dBpT)	Limit (dBpT)	Margin (dB)	Detector	P/F	Remark
1	1.0000	24.95	49.40	74.35	179.32	-104.97	peak	P	
2	1.3000	24.52	47.87	72.39	179.11	-106.72	peak	P	
3	4.6450	26.59	37.42	64.01	176.77	-112.76	peak	P	
4	6.4000	21.07	35.13	56.20	175.54	-119.34	peak	P	
5	8.1250	20.16	33.44	53.60	174.33	-120.73	peak	P	
6	9.6550	20.72	31.94	52.66	173.26	-120.60	peak	P	

0.01Hz-0.1MHz-Vertical

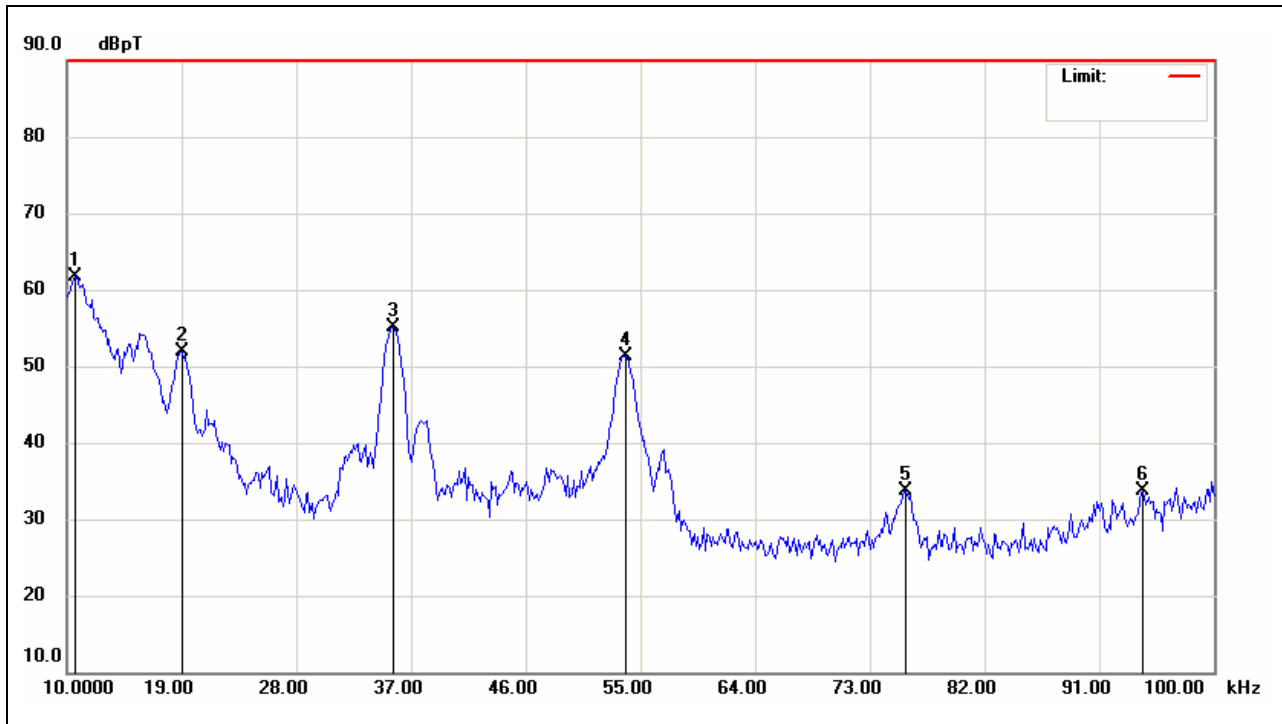
Job No.:	90608001	Polarization:	Vertical
Standard:	MIL-STD-461E/ F RE101(Army)	Power Source:	AC 240V/60Hz
Test item:	Radiation Test	Date:	2009/8/25
Temp.(°C)/Hum.(%):	22(°C)/51%	Time:	下午 03:51:22
Company:	iTech.	Engineer	Skyman
Trade Name:	iTech	Signature:	
Model:	EMiIW2400 TR-V1 EMiIW2400-TR-V1-H	Distance:	7cm
		RBW: 1kHz	VBW: 1kHz
Description:	EUT only		



No.	Frequency (KHz)	Reading (dBUV)	Factor (dBpT/uV)	Result (dBpT)	Limit (dBpT)	Margin (dB)	Detector	P/F	Remark
1	10.7500	31.04	31.25	62.29	172.49	-110.20	peak	P	
2	16.0000	25.52	28.78	54.30	168.82	-114.52	peak	P	
3	35.5000	30.21	25.04	55.25	155.16	-99.91	peak	P	
4	53.8000	28.59	23.25	51.84	142.35	-90.51	peak	P	
5	75.7000	12.01	22.99	35.00	127.02	-92.02	peak	P	
6	94.7500	9.49	22.76	32.25	113.68	-81.43	peak	P	

0.01Hz-0.1MHz-Horizontal

Job No.:	90608001	Polarization:	Horizontal
Standard:	MIL-STD-461E/ F RE101(Army)	Power Source:	AC 240V/60Hz
Test item:	Radiation Test	Date:	2009/8/25
Temp.(°C)/Hum.(%):	22(°C)/51%	Time:	下午 04:31:26
Company:	iTech.	Engineer	Skyman
Trade Name:	iTech	Signature:	
Model:	EMiIW2400 TR-V1	Distance:	7cm
	EMiIW2400-TR-V1-H	RBW: 1kHz	VBW: 1kHz
Description:	EUT only		



No.	Frequency (KHz)	Reading (dBuV)	Factor (dBpT/uV)	Result (dBpT)	Limit (dBpT)	Margin (dB)	Detector	P/F	Remark
1	10.6000	30.42	31.32	61.74	172.60	-110.86	peak	P	
2	19.0000	24.51	27.37	51.88	166.72	-114.84	peak	P	
3	35.6500	30.10	25.02	55.12	155.06	-99.94	peak	P	
4	53.8000	28.09	23.25	51.34	142.35	-91.01	peak	P	
5	75.8500	10.78	22.99	33.77	126.91	-93.14	peak	P	
6	94.4500	11.01	22.77	33.78	113.89	-80.11	peak	P	

3. TEST METHODOLOGY

All tests were performed in accordance with the procedure documented in MIL STD 461E/F.

4. INSTRUMENT AND CALIBRATION

4.1 MEASURING INSTRUMENT CALIBRATION

The measuring equipment, which was utilized in performing the tests documented herein, has been calibrated in accordance with the manufacturer's recommendations for utilizing calibration equipment, which is traceable to recognized national standards.

4.2 MEASUREMENT EQUIPMENT USED

Equipment Used for Susceptibility Test

CS115 (844 Chamber)				
Name of Equipment	Manufacturer	Model	Serial Number	Calibration Due
Impulse Noise Simulator	NoiseKen	INS-4020	INS0621874	04/28/2010
Bulk Current Injection probe	FCC	F-140	562	N.C.R
Calibration Fixture	FCC	FCC-BCICF-2	371	05/10/2010
RF Current probe	FCC	F-65	255	03/06/2010
LISN	R&S	AT/A38	8448773	10/27/2009
Oscilloscope	Agilent	DSO6102A	MY44008051	03/04/2010

6. SETUP OF EQUIPMENT UNDER TEST

6.1 SETUP CONFIGURATION OF EUT

See test photographs attached in Appendix 1 for the actual connections between EUT and support equipment.

6.2 PHOTOGRAPHS OF EUT

See test photographs attached in Appendix 2 for the EUT's internal structure.

6.3 SUPPORT EQUIPMENT

No.	Device Type	Brand	Model	Series No.	FCC ID	Data Cable	Power Cord
1	NA	NA	NA	NA	NA	NA	NA

Remarks:

- 1. All the above equipment/cables were placed in worse case positions to maximize emission signals during emission test.*
- 2. Grounding was established in accordance with the manufacturer's requirements and conditions for the intended use.*

6.4 TEST SETUP

The equipment under test was configured in normal operation continuously. EUT tends to maximize its emission characteristics in a typical application for immunity test. The EUT was active during the immunity test measurements.

7. MIL STD 461E/F REQUIREMENTS

7.1 CS115, conducted susceptibility, bulk cable injection, impulse excitation

LIMIT

The EUT shall not exhibit any malfunction, degradation of performance, or deviation from specified indications, beyond the tolerances indicated in the individual equipment or subsystems specification, when subjected to a pre-calibrated signal having rise and fall times, pulse width, and amplitude as specified in Figure CS115-1 at a 30 Hz rate for one minute.

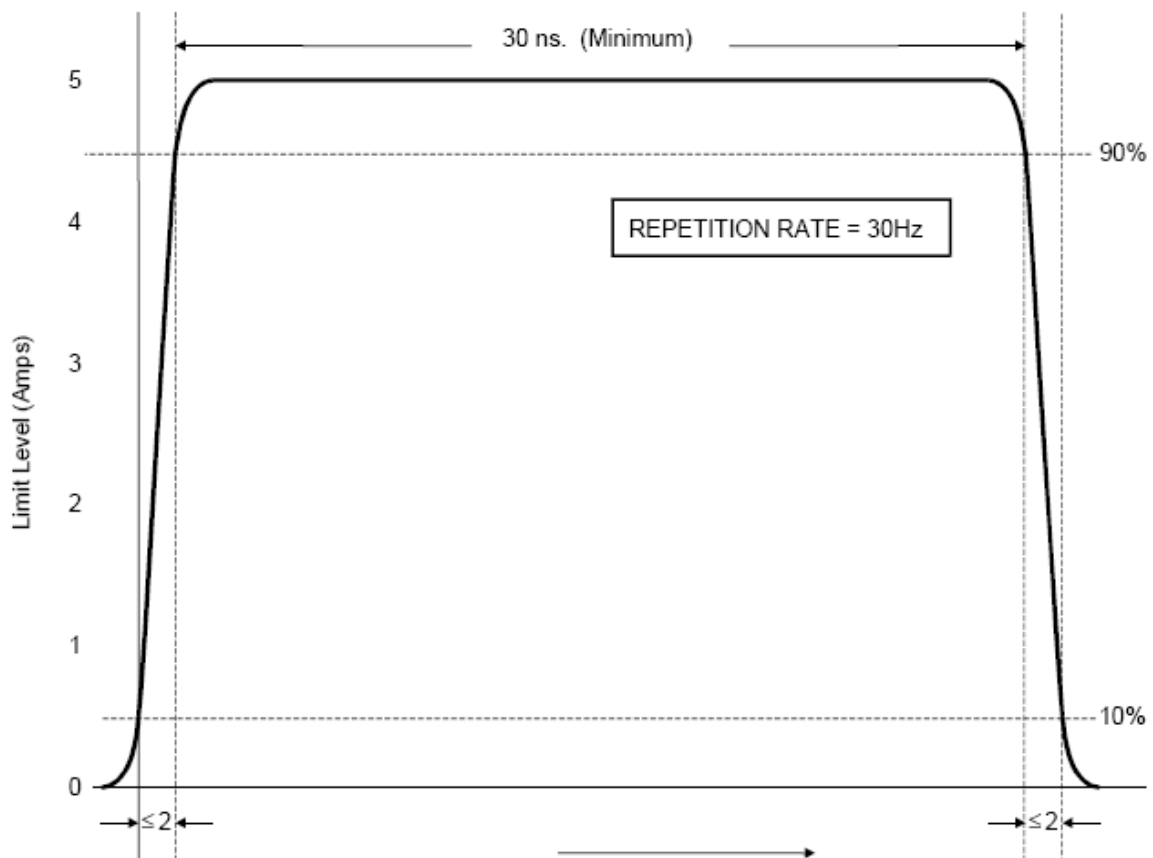


FIGURE CS115-1. CS115 signal characteristics for all applications.

TEST CONFIGURATION

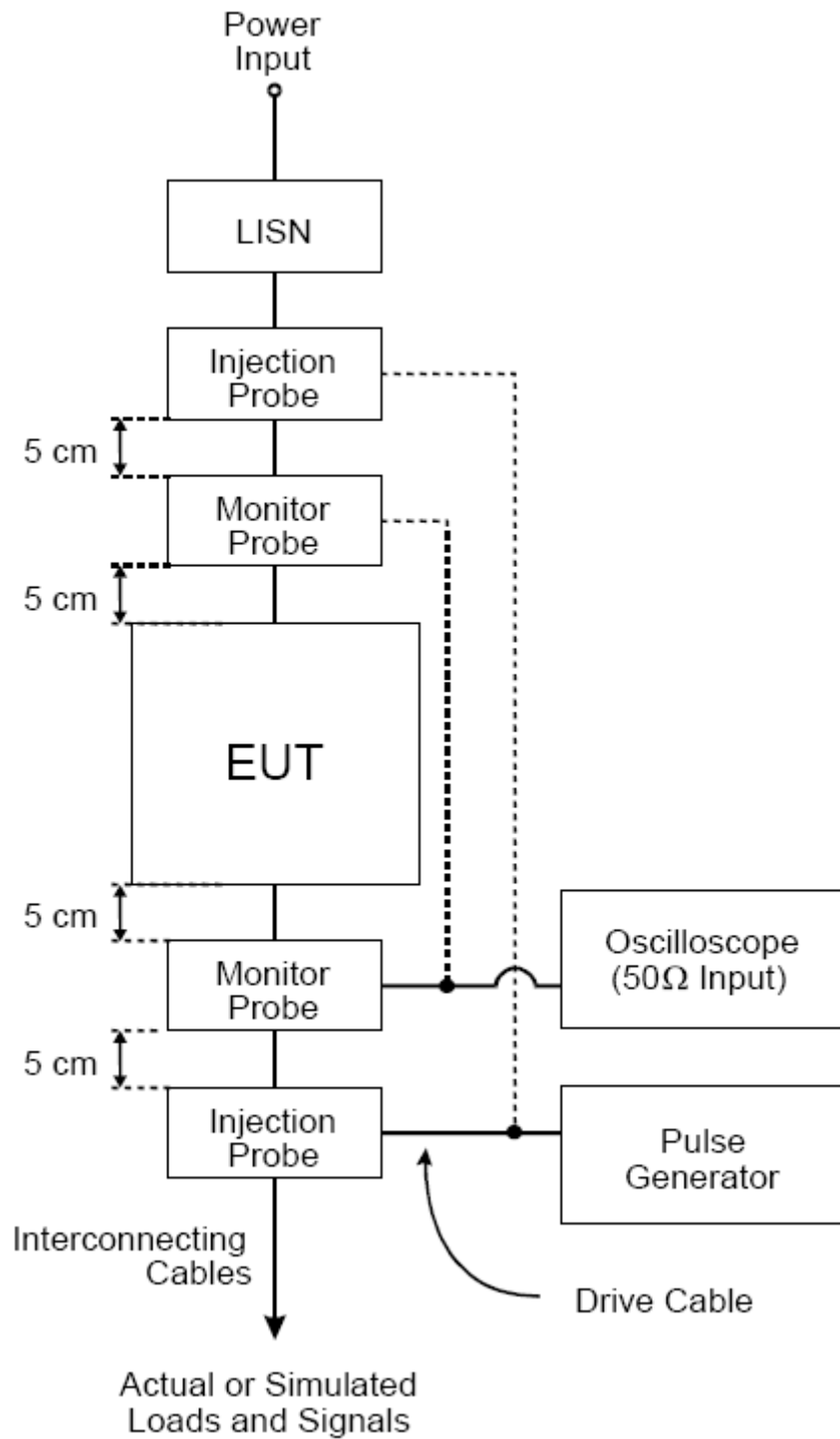


FIGURE 1. Bulk cable injection.

TEST PROCEDURE

The magnetic emission of EUT representative of its type shall be tested by the method(s) according to MIL STD 461E/F.

TEST RESULTS

No non-compliance noted

Test Data**To adapter**

Test Line	Repetition Rate (Hz)	Voltage (V)	Test Result	Remark
AC cord (adapter input port)	30	+250	A	Normal function
DC cord (adapter output port)	30	+250	A	Normal function

To PC

Test Line	Repetition Rate (Hz)	Voltage (V)	Test Result	Remark
DC cord (PC input port)	30	+250	A	Normal function

Left (Top) test data

Test center CCS

TEST REPORT

Report No. : 90608001

Standard MIL STD-461E/F CS109
Test object 10.4" Industrial Panel PC
 EMilW2400 TR-V1 / EMilW2400-TR-V1-H
Customer iTech
Test engineer Eric
Recorded August 28, 2009 2:49:36 pm , with ICD 3.50.11
Test equipment 1.) EM TEST AG, CWS 500E, RE9E0E9Q9A
 2.) Current monitor CWS internal FS250kHz
Result file linear C:\EMTEST\ICD350\RESULT\11.prj
Description class : A
Result Test passed

Testfile

Name

Path

Modification date 2006/6/9 01:56:26

Climatic condition

Temperature 23

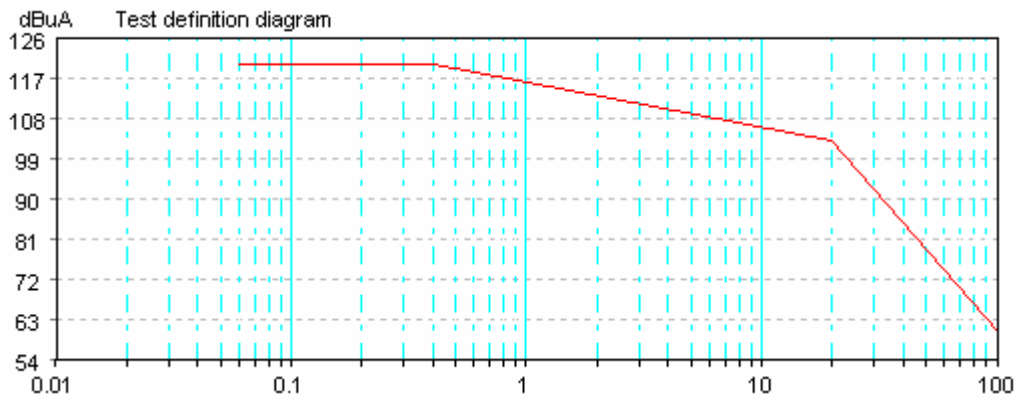
Humidity 54

Pressure 1020

Test Values

no.	title	F1 [kHz]	L1 [dBuA]	F2 [kHz]	L2 [dBuA]	F-step [kHz]	td [s]	tp [s]	Modulation
1.		0.060	120.0	0.400	120.0	5.0 %	3.0 s	0.0 s	CW
2.		0.400	120.0	20.000	103.0	5.0 %	3.0 s	0.0 s	CW
3.		20.000	103.0	100.000	60.0	5.0 %	3.0 s	0.0 s	CW

Diagrams



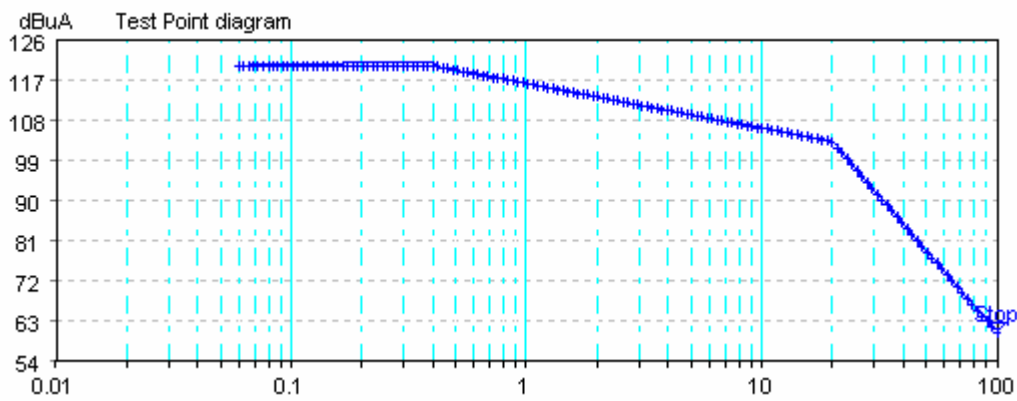
Test summary

no.	Calibration file	Tp. count	Ev. count	passed
1.	no calibration file	154/156	1	no

Coupling device: 1

Model Trafo2-1
Coupling port Enclosure
description

Diagrams



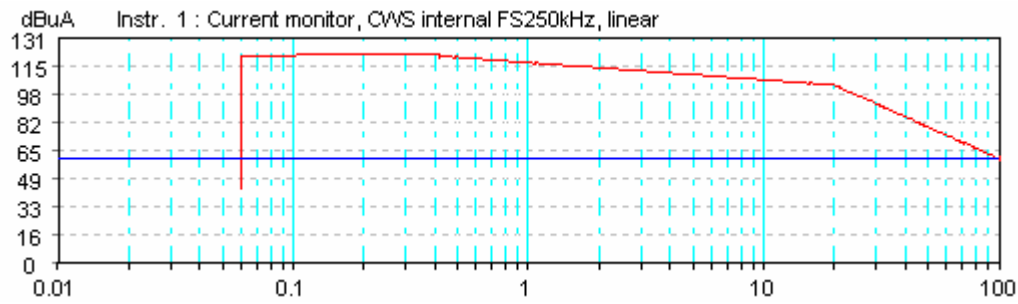


Table of events : 1

no.	Events	Frequency [kHz]	Level [dBuA]	Comment
1	Stop	100.000	60.5	

Table of Test points : 154

Instr. 1 : Current monitor, CWS internal FS250kHz, linear

no.	Frequency [kHz]	Level [dBuA]	Instr. 1 [dBuA]
1	0.060	120.0	1.2006E+02
2	0.063	120.0	1.2010E+02
3	0.066	120.0	1.2014E+02
4	0.069	120.0	1.2018E+02
5	0.072	120.0	1.2021E+02
6	0.076	120.0	1.2025E+02
7	0.080	120.0	1.2029E+02
8	0.084	120.0	1.2032E+02
9	0.088	120.0	1.2035E+02
10	0.092	120.0	1.2038E+02
11	0.097	120.0	1.2040E+02
12	0.102	120.0	1.2042E+02
13	0.107	120.0	1.2045E+02
14	0.112	120.0	1.2047E+02
15	0.118	120.0	1.2048E+02
16	0.124	120.0	1.2052E+02
17	0.130	120.0	1.2054E+02
18	0.136	120.0	1.2058E+02
19	0.143	120.0	1.2055E+02

20	0.150	120.0	1.2055E+02
21	0.158	120.0	1.2057E+02
22	0.166	120.0	1.2060E+02
23	0.174	120.0	1.2061E+02
24	0.183	120.0	1.2065E+02
25	0.192	120.0	1.2064E+02
26	0.202	120.0	1.2062E+02
27	0.212	120.0	1.2064E+02
28	0.223	120.0	1.2065E+02
29	0.234	120.0	1.2064E+02
30	0.246	120.0	1.2065E+02
31	0.258	120.0	1.2066E+02
32	0.271	120.0	1.2065E+02
33	0.285	120.0	1.2065E+02
34	0.299	120.0	1.2066E+02
35	0.314	120.0	1.2065E+02
36	0.330	120.0	1.2066E+02
37	0.346	120.0	1.2065E+02
38	0.363	120.0	1.2066E+02
39	0.381	120.0	1.2066E+02
41	0.400	120.0	1.2066E+02
42	0.420	119.8	1.1985E+02
43	0.441	119.6	1.1962E+02
44	0.463	119.4	1.1940E+02
45	0.486	119.2	1.1927E+02
46	0.510	118.9	1.1904E+02
47	0.536	118.7	1.1879E+02
48	0.563	118.5	1.1856E+02
49	0.591	118.3	1.1843E+02
50	0.621	118.1	1.1819E+02
51	0.652	117.9	1.1793E+02
52	0.685	117.7	1.1780E+02
53	0.719	117.4	1.1755E+02
54	0.755	117.2	1.1731E+02
55	0.793	117.0	1.1704E+02
56	0.833	116.8	1.1691E+02
57	0.875	116.6	1.1666E+02
58	0.919	116.4	1.1649E+02

59	0.965	116.2	1.1625E+02
60	1.013	116.0	1.1597E+02
61	1.064	115.7	1.1587E+02
62	1.117	115.5	1.1560E+02
63	1.173	115.3	1.1537E+02
64	1.232	115.1	1.1512E+02
65	1.294	114.9	1.1489E+02
66	1.359	114.7	1.1477E+02
67	1.427	114.5	1.1455E+02
68	1.498	114.3	1.1432E+02
69	1.573	114.0	1.1411E+02
70	1.652	113.8	1.1388E+02
71	1.735	113.6	1.1368E+02
72	1.822	113.4	1.1345E+02
73	1.913	113.2	1.1325E+02
74	2.009	113.0	1.1299E+02
75	2.109	112.8	1.1279E+02
76	2.214	112.6	1.1258E+02
77	2.325	112.3	1.1239E+02
78	2.441	112.1	1.1217E+02
79	2.563	111.9	1.1198E+02
80	2.691	111.7	1.1176E+02
81	2.826	111.5	1.1156E+02
82	2.967	111.3	1.1134E+02
83	3.115	111.1	1.1114E+02
84	3.271	110.9	1.1094E+02
85	3.435	110.7	1.1072E+02
86	3.607	110.4	1.1052E+02
87	3.787	110.2	1.1030E+02
88	3.976	110.0	1.1009E+02
89	4.175	109.8	1.0986E+02
90	4.384	109.6	1.0965E+02
91	4.603	109.4	1.0943E+02
92	4.833	109.2	1.0922E+02
93	5.075	108.9	1.0899E+02
94	5.329	108.7	1.0878E+02
95	5.595	108.5	1.0857E+02
96	5.875	108.3	1.0834E+02

97	6.169	108.1	1.0812E+02
98	6.477	107.9	1.0798E+02
99	6.801	107.7	1.0773E+02
100	7.141	107.5	1.0749E+02
101	7.498	107.3	1.0730E+02
102	7.873	107.1	1.0712E+02
103	8.267	106.8	1.0684E+02
104	8.680	106.6	1.0668E+02
105	9.114	106.4	1.0644E+02
106	9.570	106.2	1.0629E+02
107	10.048	106.0	1.0606E+02
108	10.550	105.8	1.0579E+02
109	11.078	105.6	1.0563E+02
110	11.632	105.3	1.0536E+02
111	12.214	105.1	1.0517E+02
112	12.825	104.9	1.0503E+02
113	13.466	104.7	1.0475E+02
114	14.139	104.5	1.0457E+02
115	14.846	104.3	1.0431E+02
116	15.588	104.1	1.0412E+02
117	16.367	103.9	1.0395E+02
118	17.185	103.7	1.0374E+02
119	18.044	103.4	1.0354E+02
120	18.946	103.2	1.0325E+02
121	19.893	103.0	1.0313E+02
123	20.000	103.0	1.0312E+02
124	21.000	101.7	1.0177E+02
125	22.050	100.4	1.0043E+02
126	23.152	99.1	9.9181E+01
127	24.310	97.8	9.7789E+01
128	25.526	96.5	9.6528E+01
129	26.802	95.2	9.5226E+01
130	28.142	93.9	9.3871E+01
131	29.549	92.6	9.2575E+01
132	31.026	91.3	9.1350E+01
133	32.577	90.0	9.0062E+01
134	34.206	88.7	8.8751E+01
135	35.916	87.3	8.7420E+01

136	37.712	86.1	8.6085E+01
137	39.598	84.8	8.4809E+01
138	41.578	83.4	8.3538E+01
139	43.657	82.1	8.2153E+01
140	45.840	80.8	8.0973E+01
141	48.132	79.5	7.9566E+01
142	50.539	78.2	7.8254E+01
143	53.066	76.9	7.7030E+01
144	55.719	75.6	7.5783E+01
145	58.505	74.3	7.4474E+01
146	61.430	73.0	7.3265E+01
147	64.502	71.7	7.1732E+01
148	67.727	70.4	7.0529E+01
149	71.113	69.1	6.9589E+01
150	74.669	67.8	6.7900E+01
151	78.402	66.5	6.6872E+01
152	82.322	65.2	6.5446E+01
153	86.438	63.9	6.4044E+01
154	90.760	62.6	6.3095E+01
155	95.298	61.3	6.1518E+01
156	100.000	60.0	6.0539E+01

Left (Bottom) test data

Test center CCS

TEST REPORT

Report No. : 90608001

Standard MIL STD-461E/F CS109
Test object 10.4" Industrial panel PC
 EMilW2400 TR-V1 / EMilW2400-TR-V1-H
Customer iTech
Test engineer Eric
Recorded August 28, 2009 3:50:36 pm , with ICD 3.50.11
Test equipment 1.) EM TEST AG, CWS 500E, RE9E0E9Q9A
 2.) Current monitor CWS internal FS250kHz linear
Result file C:\EMTEST\ICD350\RESULT\11.prj
Description class : A
Result Test passed

Testfile

Name cs109.nr_
Path c:\emtest\icd350\standard\military\mil-std-461e\cs109\cs109.nr_

Modification date 2006/6/9 01:56:26

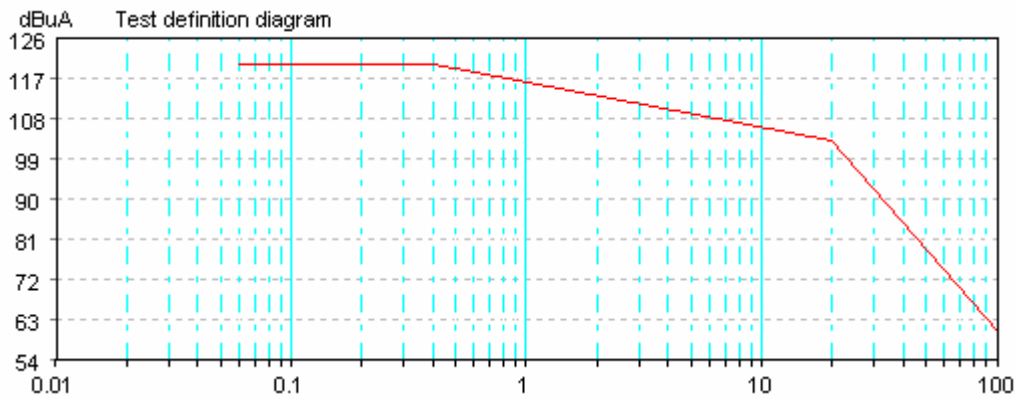
Climatic condition

Temperature 23
Humidity 54
Pressure 1020

Test Values

no.	title	F1 [kHz]	L1 [dBuA]	F2 [kHz]	L2 [dBuA]	F-step [kHz]	td [s]	tp [s]	Modulation
1.		0.060	120.0	0.400	120.0	5.0 %	3.0 s	0.0 s	CW
2.		0.400	120.0	20.000	103.0	5.0 %	3.0 s	0.0 s	CW
3.		20.000	103.0	100.000	60.0	5.0 %	3.0 s	0.0 s	CW

Diagrams



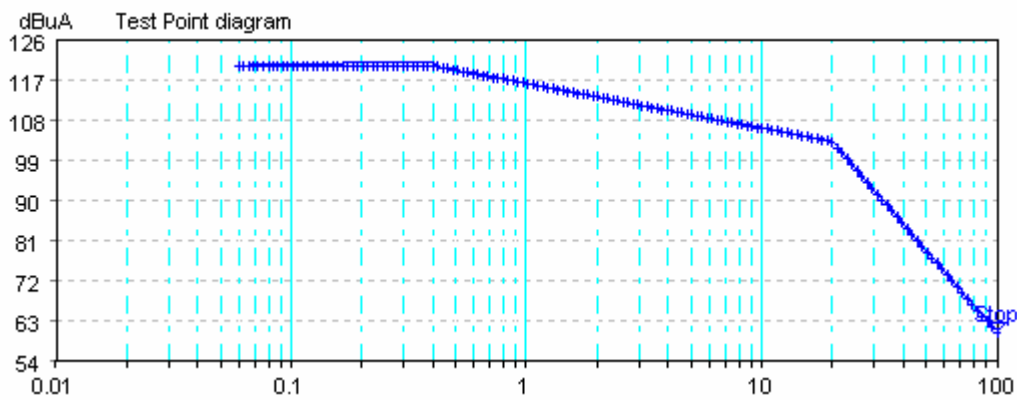
Test summary

no.	Calibration file	Tp. count	Ev. count	passed
1.	no calibration file	154/156	1	no

Coupling device: 1

Model Trafo2-1
Coupling port Enclosure
description

Diagrams



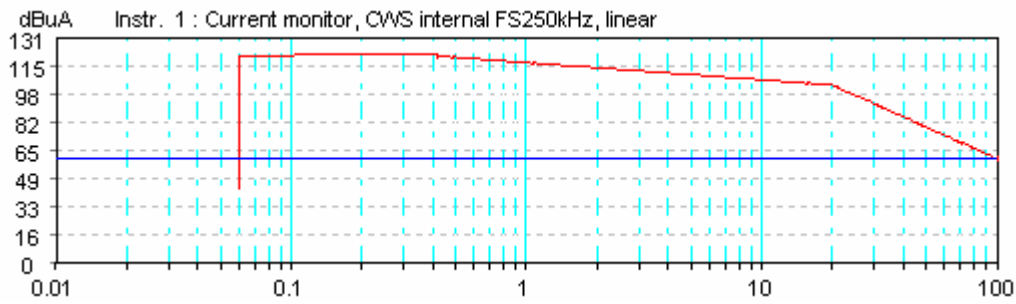


Table of events : 1

no.	Events	Frequency [kHz]	Level [dBuA]	Comment
1	Stop	100.000	60.5	

Table of Test points : 154

Instr. 1 : Current monitor, CWS internal FS250kHz, linear

no.	Frequency [kHz]	Level [dBuA]	Instr. 1 [dBuA]
1	0.060	120.0	1.2006E+02
2	0.063	120.0	1.2010E+02
3	0.066	120.0	1.2014E+02
4	0.069	120.0	1.2018E+02
5	0.072	120.0	1.2021E+02
6	0.076	120.0	1.2025E+02
7	0.080	120.0	1.2029E+02
8	0.084	120.0	1.2032E+02
9	0.088	120.0	1.2035E+02
10	0.092	120.0	1.2038E+02
11	0.097	120.0	1.2040E+02
12	0.102	120.0	1.2042E+02
13	0.107	120.0	1.2045E+02
14	0.112	120.0	1.2047E+02
15	0.118	120.0	1.2048E+02
16	0.124	120.0	1.2052E+02
17	0.130	120.0	1.2054E+02
18	0.136	120.0	1.2058E+02
19	0.143	120.0	1.2055E+02

20	0.150	120.0	1.2055E+02
21	0.158	120.0	1.2057E+02
22	0.166	120.0	1.2060E+02
23	0.174	120.0	1.2061E+02
24	0.183	120.0	1.2065E+02
25	0.192	120.0	1.2064E+02
26	0.202	120.0	1.2062E+02
27	0.212	120.0	1.2064E+02
28	0.223	120.0	1.2065E+02
29	0.234	120.0	1.2064E+02
30	0.246	120.0	1.2065E+02
31	0.258	120.0	1.2066E+02
32	0.271	120.0	1.2065E+02
33	0.285	120.0	1.2065E+02
34	0.299	120.0	1.2066E+02
35	0.314	120.0	1.2065E+02
36	0.330	120.0	1.2066E+02
37	0.346	120.0	1.2065E+02
38	0.363	120.0	1.2066E+02
39	0.381	120.0	1.2066E+02
41	0.400	120.0	1.2066E+02
42	0.420	119.8	1.1985E+02
43	0.441	119.6	1.1962E+02
44	0.463	119.4	1.1940E+02
45	0.486	119.2	1.1927E+02
46	0.510	118.9	1.1904E+02
47	0.536	118.7	1.1879E+02
48	0.563	118.5	1.1856E+02
49	0.591	118.3	1.1843E+02
50	0.621	118.1	1.1819E+02
51	0.652	117.9	1.1793E+02
52	0.685	117.7	1.1780E+02
53	0.719	117.4	1.1755E+02
54	0.755	117.2	1.1731E+02
55	0.793	117.0	1.1704E+02
56	0.833	116.8	1.1691E+02
57	0.875	116.6	1.1666E+02
58	0.919	116.4	1.1649E+02

59	0.965	116.2	1.1625E+02
60	1.013	116.0	1.1597E+02
61	1.064	115.7	1.1587E+02
62	1.117	115.5	1.1560E+02
63	1.173	115.3	1.1537E+02
64	1.232	115.1	1.1512E+02
65	1.294	114.9	1.1489E+02
66	1.359	114.7	1.1477E+02
67	1.427	114.5	1.1455E+02
68	1.498	114.3	1.1432E+02
69	1.573	114.0	1.1411E+02
70	1.652	113.8	1.1388E+02
71	1.735	113.6	1.1368E+02
72	1.822	113.4	1.1345E+02
73	1.913	113.2	1.1325E+02
74	2.009	113.0	1.1299E+02
75	2.109	112.8	1.1279E+02
76	2.214	112.6	1.1258E+02
77	2.325	112.3	1.1239E+02
78	2.441	112.1	1.1217E+02
79	2.563	111.9	1.1198E+02
80	2.691	111.7	1.1176E+02
81	2.826	111.5	1.1156E+02
82	2.967	111.3	1.1134E+02
83	3.115	111.1	1.1114E+02
84	3.271	110.9	1.1094E+02
85	3.435	110.7	1.1072E+02
86	3.607	110.4	1.1052E+02
87	3.787	110.2	1.1030E+02
88	3.976	110.0	1.1009E+02
89	4.175	109.8	1.0986E+02
90	4.384	109.6	1.0965E+02
91	4.603	109.4	1.0943E+02
92	4.833	109.2	1.0922E+02
93	5.075	108.9	1.0899E+02
94	5.329	108.7	1.0878E+02
95	5.595	108.5	1.0857E+02
96	5.875	108.3	1.0834E+02

97	6.169	108.1	1.0812E+02
98	6.477	107.9	1.0798E+02
99	6.801	107.7	1.0773E+02
100	7.141	107.5	1.0749E+02
101	7.498	107.3	1.0730E+02
102	7.873	107.1	1.0712E+02
103	8.267	106.8	1.0684E+02
104	8.680	106.6	1.0668E+02
105	9.114	106.4	1.0644E+02
106	9.570	106.2	1.0629E+02
107	10.048	106.0	1.0606E+02
108	10.550	105.8	1.0579E+02
109	11.078	105.6	1.0563E+02
110	11.632	105.3	1.0536E+02
111	12.214	105.1	1.0517E+02
112	12.825	104.9	1.0503E+02
113	13.466	104.7	1.0475E+02
114	14.139	104.5	1.0457E+02
115	14.846	104.3	1.0431E+02
116	15.588	104.1	1.0412E+02
117	16.367	103.9	1.0395E+02
118	17.185	103.7	1.0374E+02
119	18.044	103.4	1.0354E+02
120	18.946	103.2	1.0325E+02
121	19.893	103.0	1.0313E+02
123	20.000	103.0	1.0312E+02
124	21.000	101.7	1.0177E+02
125	22.050	100.4	1.0043E+02
126	23.152	99.1	9.9181E+01
127	24.310	97.8	9.7789E+01
128	25.526	96.5	9.6528E+01
129	26.802	95.2	9.5226E+01
130	28.142	93.9	9.3871E+01
131	29.549	92.6	9.2575E+01
132	31.026	91.3	9.1350E+01
133	32.577	90.0	9.0062E+01
134	34.206	88.7	8.8751E+01
135	35.916	87.3	8.7420E+01

136	37.712	86.1	8.6085E+01
137	39.598	84.8	8.4809E+01
138	41.578	83.4	8.3538E+01
139	43.657	82.1	8.2153E+01
140	45.840	80.8	8.0973E+01
141	48.132	79.5	7.9566E+01
142	50.539	78.2	7.8254E+01
143	53.066	76.9	7.7030E+01
144	55.719	75.6	7.5783E+01
145	58.505	74.3	7.4474E+01
146	61.430	73.0	7.3265E+01
147	64.502	71.7	7.1732E+01
148	67.727	70.4	7.0529E+01
149	71.113	69.1	6.9589E+01
150	74.669	67.8	6.7900E+01
151	78.402	66.5	6.6872E+01
152	82.322	65.2	6.5446E+01
153	86.438	63.9	6.4044E+01
154	90.760	62.6	6.3095E+01
155	95.298	61.3	6.1518E+01
156	100.000	60.0	6.0539E+01

Right (Top) test data

Test center CCS

TEST REPORT

Report No. : 90608001

Standard MIL STD-461E/F CS109
Test object 10.4" Industrial panel PC
 EMilW2400 TR-V1 / EMilW2400-TR-V1-H
Customer iTech
Test engineer Eric
Recorded August 28, 2009 3:20:36 pm , with ICD 3.50.11
Test equipment 1.) EM TEST AG, CWS 500E, RE9E0E9Q9A
 2.) Current monitor CWS internal FS250kHz linear
Result file C:\EMTEST\ICD350\RESULT\11.prj
Description class : A
Result Test passed

Testfile

Name cs109.nr_
Path c:\emtest\icd350\standard\military\mil-std-461e\cs109\cs109.nr_

Modification date 2006/6/9 01:56:26

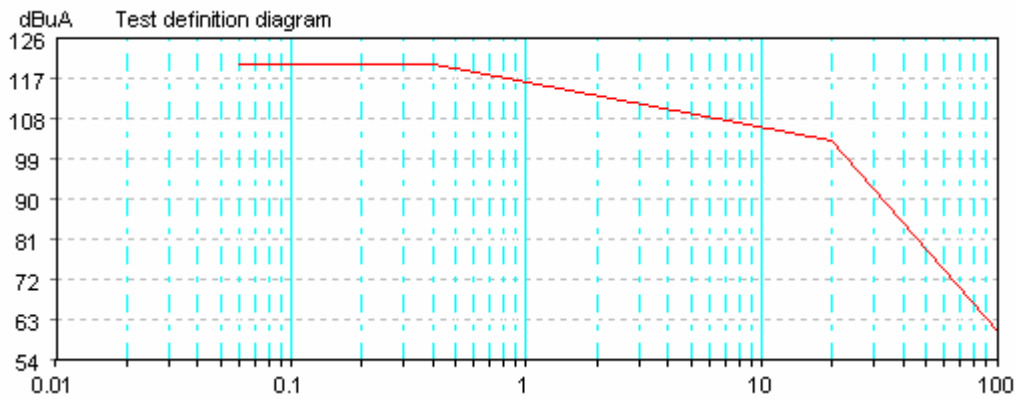
Climatic condition

Temperature 23
Humidity 54
Pressure 1020

Test Values

no.	title	F1 [kHz]	L1 [dBuA]	F2 [kHz]	L2 [dBuA]	F-step [kHz]	td [s]	tp [s]	Modulation
1.		0.060	120.0	0.400	120.0	5.0 %	3.0 s	0.0 s	CW
2.		0.400	120.0	20.000	103.0	5.0 %	3.0 s	0.0 s	CW
3.		20.000	103.0	100.000	60.0	5.0 %	3.0 s	0.0 s	CW

Diagrams



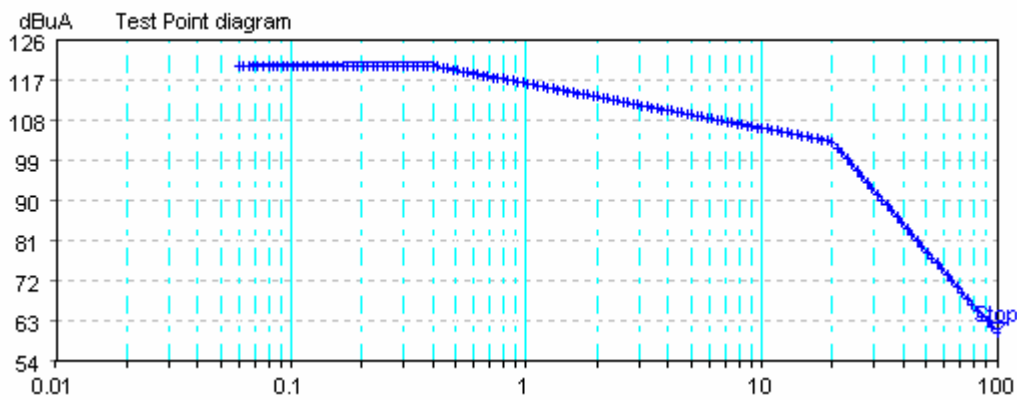
Test summary

no.	Calibration file	Tp. count	Ev. count	passed
1.	no calibration file	154/156	1	no

Coupling device: 1

Model Trafo2-1
Coupling port Enclosure
description

Diagrams



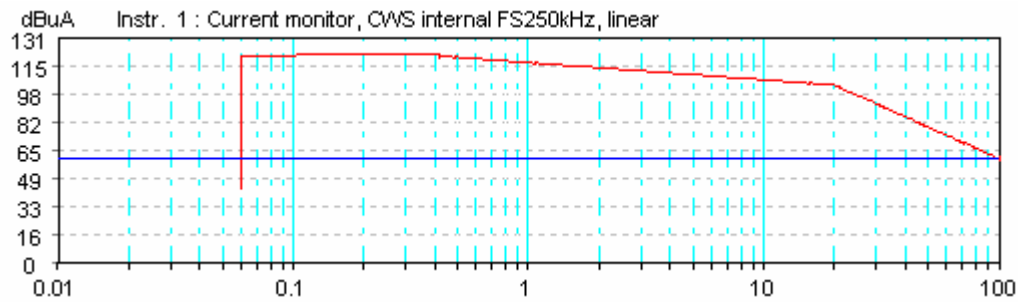


Table of events : 1

no.	Events	Frequency [kHz]	Level [dBuA]	Comment
1	Stop	100.000	60.5	

Table of Test points : 154

Instr. 1 : Current monitor, CWS internal FS250kHz, linear

no.	Frequency [kHz]	Level [dBuA]	Instr. 1 [dBuA]
1	0.060	120.0	1.2006E+02
2	0.063	120.0	1.2010E+02
3	0.066	120.0	1.2014E+02
4	0.069	120.0	1.2018E+02
5	0.072	120.0	1.2021E+02
6	0.076	120.0	1.2025E+02
7	0.080	120.0	1.2029E+02
8	0.084	120.0	1.2032E+02
9	0.088	120.0	1.2035E+02
10	0.092	120.0	1.2038E+02
11	0.097	120.0	1.2040E+02
12	0.102	120.0	1.2042E+02
13	0.107	120.0	1.2045E+02
14	0.112	120.0	1.2047E+02
15	0.118	120.0	1.2048E+02
16	0.124	120.0	1.2052E+02
17	0.130	120.0	1.2054E+02
18	0.136	120.0	1.2058E+02
19	0.143	120.0	1.2055E+02

20	0.150	120.0	1.2055E+02
21	0.158	120.0	1.2057E+02
22	0.166	120.0	1.2060E+02
23	0.174	120.0	1.2061E+02
24	0.183	120.0	1.2065E+02
25	0.192	120.0	1.2064E+02
26	0.202	120.0	1.2062E+02
27	0.212	120.0	1.2064E+02
28	0.223	120.0	1.2065E+02
29	0.234	120.0	1.2064E+02
30	0.246	120.0	1.2065E+02
31	0.258	120.0	1.2066E+02
32	0.271	120.0	1.2065E+02
33	0.285	120.0	1.2065E+02
34	0.299	120.0	1.2066E+02
35	0.314	120.0	1.2065E+02
36	0.330	120.0	1.2066E+02
37	0.346	120.0	1.2065E+02
38	0.363	120.0	1.2066E+02
39	0.381	120.0	1.2066E+02
41	0.400	120.0	1.2066E+02
42	0.420	119.8	1.1985E+02
43	0.441	119.6	1.1962E+02
44	0.463	119.4	1.1940E+02
45	0.486	119.2	1.1927E+02
46	0.510	118.9	1.1904E+02
47	0.536	118.7	1.1879E+02
48	0.563	118.5	1.1856E+02
49	0.591	118.3	1.1843E+02
50	0.621	118.1	1.1819E+02
51	0.652	117.9	1.1793E+02
52	0.685	117.7	1.1780E+02
53	0.719	117.4	1.1755E+02
54	0.755	117.2	1.1731E+02
55	0.793	117.0	1.1704E+02
56	0.833	116.8	1.1691E+02
57	0.875	116.6	1.1666E+02
58	0.919	116.4	1.1649E+02

59	0.965	116.2	1.1625E+02
60	1.013	116.0	1.1597E+02
61	1.064	115.7	1.1587E+02
62	1.117	115.5	1.1560E+02
63	1.173	115.3	1.1537E+02
64	1.232	115.1	1.1512E+02
65	1.294	114.9	1.1489E+02
66	1.359	114.7	1.1477E+02
67	1.427	114.5	1.1455E+02
68	1.498	114.3	1.1432E+02
69	1.573	114.0	1.1411E+02
70	1.652	113.8	1.1388E+02
71	1.735	113.6	1.1368E+02
72	1.822	113.4	1.1345E+02
73	1.913	113.2	1.1325E+02
74	2.009	113.0	1.1299E+02
75	2.109	112.8	1.1279E+02
76	2.214	112.6	1.1258E+02
77	2.325	112.3	1.1239E+02
78	2.441	112.1	1.1217E+02
79	2.563	111.9	1.1198E+02
80	2.691	111.7	1.1176E+02
81	2.826	111.5	1.1156E+02
82	2.967	111.3	1.1134E+02
83	3.115	111.1	1.1114E+02
84	3.271	110.9	1.1094E+02
85	3.435	110.7	1.1072E+02
86	3.607	110.4	1.1052E+02
87	3.787	110.2	1.1030E+02
88	3.976	110.0	1.1009E+02
89	4.175	109.8	1.0986E+02
90	4.384	109.6	1.0965E+02
91	4.603	109.4	1.0943E+02
92	4.833	109.2	1.0922E+02
93	5.075	108.9	1.0899E+02
94	5.329	108.7	1.0878E+02
95	5.595	108.5	1.0857E+02
96	5.875	108.3	1.0834E+02

97	6.169	108.1	1.0812E+02
98	6.477	107.9	1.0798E+02
99	6.801	107.7	1.0773E+02
100	7.141	107.5	1.0749E+02
101	7.498	107.3	1.0730E+02
102	7.873	107.1	1.0712E+02
103	8.267	106.8	1.0684E+02
104	8.680	106.6	1.0668E+02
105	9.114	106.4	1.0644E+02
106	9.570	106.2	1.0629E+02
107	10.048	106.0	1.0606E+02
108	10.550	105.8	1.0579E+02
109	11.078	105.6	1.0563E+02
110	11.632	105.3	1.0536E+02
111	12.214	105.1	1.0517E+02
112	12.825	104.9	1.0503E+02
113	13.466	104.7	1.0475E+02
114	14.139	104.5	1.0457E+02
115	14.846	104.3	1.0431E+02
116	15.588	104.1	1.0412E+02
117	16.367	103.9	1.0395E+02
118	17.185	103.7	1.0374E+02
119	18.044	103.4	1.0354E+02
120	18.946	103.2	1.0325E+02
121	19.893	103.0	1.0313E+02
123	20.000	103.0	1.0312E+02
124	21.000	101.7	1.0177E+02
125	22.050	100.4	1.0043E+02
126	23.152	99.1	9.9181E+01
127	24.310	97.8	9.7789E+01
128	25.526	96.5	9.6528E+01
129	26.802	95.2	9.5226E+01
130	28.142	93.9	9.3871E+01
131	29.549	92.6	9.2575E+01
132	31.026	91.3	9.1350E+01
133	32.577	90.0	9.0062E+01
134	34.206	88.7	8.8751E+01
135	35.916	87.3	8.7420E+01

136	37.712	86.1	8.6085E+01
137	39.598	84.8	8.4809E+01
138	41.578	83.4	8.3538E+01
139	43.657	82.1	8.2153E+01
140	45.840	80.8	8.0973E+01
141	48.132	79.5	7.9566E+01
142	50.539	78.2	7.8254E+01
143	53.066	76.9	7.7030E+01
144	55.719	75.6	7.5783E+01
145	58.505	74.3	7.4474E+01
146	61.430	73.0	7.3265E+01
147	64.502	71.7	7.1732E+01
148	67.727	70.4	7.0529E+01
149	71.113	69.1	6.9589E+01
150	74.669	67.8	6.7900E+01
151	78.402	66.5	6.6872E+01
152	82.322	65.2	6.5446E+01
153	86.438	63.9	6.4044E+01
154	90.760	62.6	6.3095E+01
155	95.298	61.3	6.1518E+01
156	100.000	60.0	6.0539E+01

Right (Bottom) test data

Test center CCS

TEST REPORT

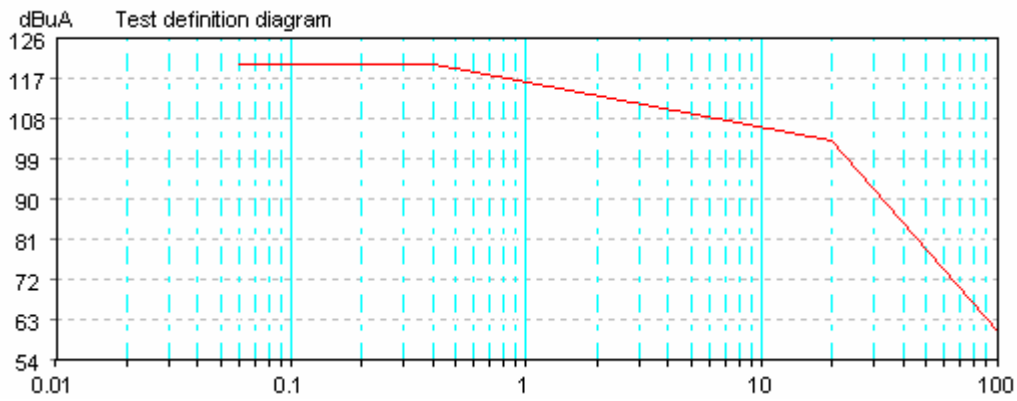
Report No. : 90608001

Standard MIL STD-461E/F CS109
Test object 10.4" Industrial panel PC
 EMilW2400 TR-V1 / EMilW2400-TR-V1-H
Customer iTech
Test engineer Eric
Recorded August 28, 2009 4:30:36 pm , with ICD 3.50.11
Test equipment 1.) EM TEST AG, CWS 500E, RE9E0E9Q9A
 2.) Current monitor CWS internal FS250kHz linear
Result file C:\EMTEST\ICD350\RESULT\11.prj
Description class : A
Result Test passed

Testfile**Name****Path****Modification date** 2006/6/9 01:56:26**Climatic condition****Temperature** 23**Humidity** 54**Pressure** 1020**Test Values**

no.	title	F1 [kHz]	L1 [dBuA]	F2 [kHz]	L2 [dBuA]	F-step [kHz]	td [s]	tp [s]	Modulation
1.		0.060	120.0	0.400	120.0	5.0 %	3.0 s	0.0 s	CW
2.		0.400	120.0	20.000	103.0	5.0 %	3.0 s	0.0 s	CW
3.		20.000	103.0	100.000	60.0	5.0 %	3.0 s	0.0 s	CW

Diagrams



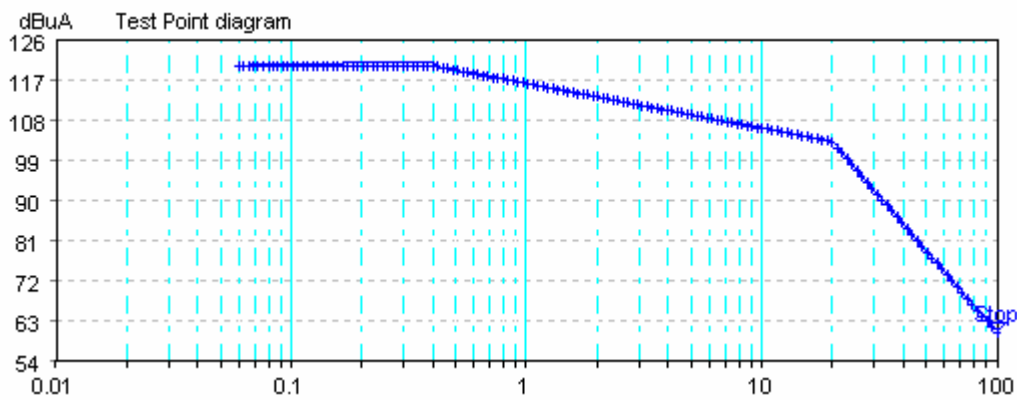
Test summary

no.	Calibration file	Tp. count	Ev. count	passed
1.	no calibration file	154/156	1	no

Coupling device: 1

Model Trafo2-1
Coupling port Enclosure
description

Diagrams



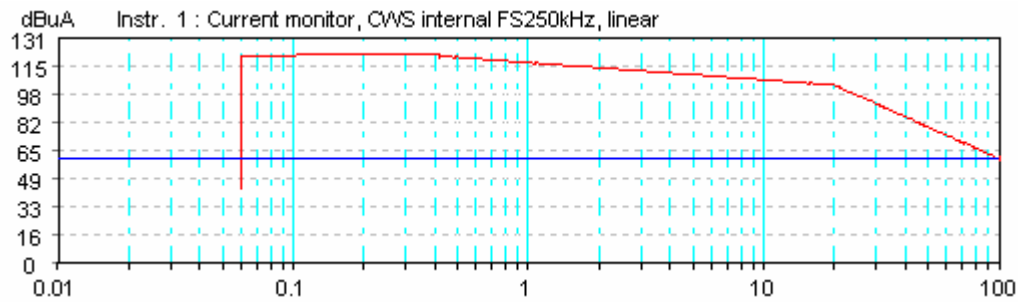


Table of events : 1

no.	Events	Frequency [kHz]	Level [dBuA]	Comment
1	Stop	100.000	60.5	

Table of Test points : 154

Instr. 1 : Current monitor, CWS internal FS250kHz, linear

no.	Frequency [kHz]	Level [dBuA]	Instr. 1 [dBuA]
1	0.060	120.0	1.2006E+02
2	0.063	120.0	1.2010E+02
3	0.066	120.0	1.2014E+02
4	0.069	120.0	1.2018E+02
5	0.072	120.0	1.2021E+02
6	0.076	120.0	1.2025E+02
7	0.080	120.0	1.2029E+02
8	0.084	120.0	1.2032E+02
9	0.088	120.0	1.2035E+02
10	0.092	120.0	1.2038E+02
11	0.097	120.0	1.2040E+02
12	0.102	120.0	1.2042E+02
13	0.107	120.0	1.2045E+02
14	0.112	120.0	1.2047E+02
15	0.118	120.0	1.2048E+02
16	0.124	120.0	1.2052E+02
17	0.130	120.0	1.2054E+02
18	0.136	120.0	1.2058E+02
19	0.143	120.0	1.2055E+02

20	0.150	120.0	1.2055E+02
21	0.158	120.0	1.2057E+02
22	0.166	120.0	1.2060E+02
23	0.174	120.0	1.2061E+02
24	0.183	120.0	1.2065E+02
25	0.192	120.0	1.2064E+02
26	0.202	120.0	1.2062E+02
27	0.212	120.0	1.2064E+02
28	0.223	120.0	1.2065E+02
29	0.234	120.0	1.2064E+02
30	0.246	120.0	1.2065E+02
31	0.258	120.0	1.2066E+02
32	0.271	120.0	1.2065E+02
33	0.285	120.0	1.2065E+02
34	0.299	120.0	1.2066E+02
35	0.314	120.0	1.2065E+02
36	0.330	120.0	1.2066E+02
37	0.346	120.0	1.2065E+02
38	0.363	120.0	1.2066E+02
39	0.381	120.0	1.2066E+02
41	0.400	120.0	1.2066E+02
42	0.420	119.8	1.1985E+02
43	0.441	119.6	1.1962E+02
44	0.463	119.4	1.1940E+02
45	0.486	119.2	1.1927E+02
46	0.510	118.9	1.1904E+02
47	0.536	118.7	1.1879E+02
48	0.563	118.5	1.1856E+02
49	0.591	118.3	1.1843E+02
50	0.621	118.1	1.1819E+02
51	0.652	117.9	1.1793E+02
52	0.685	117.7	1.1780E+02
53	0.719	117.4	1.1755E+02
54	0.755	117.2	1.1731E+02
55	0.793	117.0	1.1704E+02
56	0.833	116.8	1.1691E+02
57	0.875	116.6	1.1666E+02
58	0.919	116.4	1.1649E+02

59	0.965	116.2	1.1625E+02
60	1.013	116.0	1.1597E+02
61	1.064	115.7	1.1587E+02
62	1.117	115.5	1.1560E+02
63	1.173	115.3	1.1537E+02
64	1.232	115.1	1.1512E+02
65	1.294	114.9	1.1489E+02
66	1.359	114.7	1.1477E+02
67	1.427	114.5	1.1455E+02
68	1.498	114.3	1.1432E+02
69	1.573	114.0	1.1411E+02
70	1.652	113.8	1.1388E+02
71	1.735	113.6	1.1368E+02
72	1.822	113.4	1.1345E+02
73	1.913	113.2	1.1325E+02
74	2.009	113.0	1.1299E+02
75	2.109	112.8	1.1279E+02
76	2.214	112.6	1.1258E+02
77	2.325	112.3	1.1239E+02
78	2.441	112.1	1.1217E+02
79	2.563	111.9	1.1198E+02
80	2.691	111.7	1.1176E+02
81	2.826	111.5	1.1156E+02
82	2.967	111.3	1.1134E+02
83	3.115	111.1	1.1114E+02
84	3.271	110.9	1.1094E+02
85	3.435	110.7	1.1072E+02
86	3.607	110.4	1.1052E+02
87	3.787	110.2	1.1030E+02
88	3.976	110.0	1.1009E+02
89	4.175	109.8	1.0986E+02
90	4.384	109.6	1.0965E+02
91	4.603	109.4	1.0943E+02
92	4.833	109.2	1.0922E+02
93	5.075	108.9	1.0899E+02
94	5.329	108.7	1.0878E+02
95	5.595	108.5	1.0857E+02
96	5.875	108.3	1.0834E+02

97	6.169	108.1	1.0812E+02
98	6.477	107.9	1.0798E+02
99	6.801	107.7	1.0773E+02
100	7.141	107.5	1.0749E+02
101	7.498	107.3	1.0730E+02
102	7.873	107.1	1.0712E+02
103	8.267	106.8	1.0684E+02
104	8.680	106.6	1.0668E+02
105	9.114	106.4	1.0644E+02
106	9.570	106.2	1.0629E+02
107	10.048	106.0	1.0606E+02
108	10.550	105.8	1.0579E+02
109	11.078	105.6	1.0563E+02
110	11.632	105.3	1.0536E+02
111	12.214	105.1	1.0517E+02
112	12.825	104.9	1.0503E+02
113	13.466	104.7	1.0475E+02
114	14.139	104.5	1.0457E+02
115	14.846	104.3	1.0431E+02
116	15.588	104.1	1.0412E+02
117	16.367	103.9	1.0395E+02
118	17.185	103.7	1.0374E+02
119	18.044	103.4	1.0354E+02
120	18.946	103.2	1.0325E+02
121	19.893	103.0	1.0313E+02
123	20.000	103.0	1.0312E+02
124	21.000	101.7	1.0177E+02
125	22.050	100.4	1.0043E+02
126	23.152	99.1	9.9181E+01
127	24.310	97.8	9.7789E+01
128	25.526	96.5	9.6528E+01
129	26.802	95.2	9.5226E+01
130	28.142	93.9	9.3871E+01
131	29.549	92.6	9.2575E+01
132	31.026	91.3	9.1350E+01
133	32.577	90.0	9.0062E+01
134	34.206	88.7	8.8751E+01
135	35.916	87.3	8.7420E+01

136	37.712	86.1	8.6085E+01
137	39.598	84.8	8.4809E+01
138	41.578	83.4	8.3538E+01
139	43.657	82.1	8.2153E+01
140	45.840	80.8	8.0973E+01
141	48.132	79.5	7.9566E+01
142	50.539	78.2	7.8254E+01
143	53.066	76.9	7.7030E+01
144	55.719	75.6	7.5783E+01
145	58.505	74.3	7.4474E+01
146	61.430	73.0	7.3265E+01
147	64.502	71.7	7.1732E+01
148	67.727	70.4	7.0529E+01
149	71.113	69.1	6.9589E+01
150	74.669	67.8	6.7900E+01
151	78.402	66.5	6.6872E+01
152	82.322	65.2	6.5446E+01
153	86.438	63.9	6.4044E+01
154	90.760	62.6	6.3095E+01
155	95.298	61.3	6.1518E+01
156	100.000	60.0	6.0539E+01

L1 to L2 test data:

Test center CCS

TEST REPORT

Report No. : 90608001

Standard MIL STD-461E/F CS101
Test object 10.4" Industrial panel PC
 EMilW2400 TR-V1 / EMilW2400-TR-V1-H
Customer iTech.
Test engineer Eric
Recorded August 20, 2009 11:55:47 am , with ICD 3.50.11
Test equipment 1.) EM TEST AG, CWS 500E, RE9E0E9Q9A
Result file C:\EMTEST\ICD350\RESULT\11.prj
Description class : A
Result Test passed

Testfile

Name curve 1 136dbuv ac 5%.nrm
Path c:\emtest\icd350\standard\automotive\international\iso\cns
 9589\complete\mil-std-461f\cs 101\curve 1 136dbuv ac 5%.nrm

Modification date 2009/7/8 01:59:46

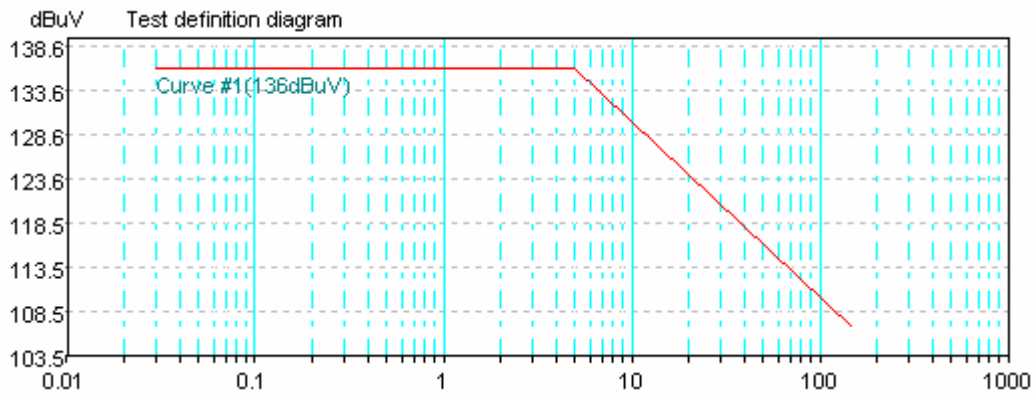
Climatic condition

Temperature 23
Humidity 54
Pressure 1020

Test Values

no.	title	F1 [kHz]	L1 [dBuV]	F2 [kHz]	L2 [dBuV]	F-step [kHz]	td [s]	tp [s]	Modulation
1.	Curve #1(136dBuV)	0.030	136.0	5.000	136.0	5.0 %	3.0 s	0.0 s	CW
2.		5.000	136.0	150.000	106.5	5.0 %	3.0 s	0.0 s	CW

Diagrams



Test summary

no.	Calibration file	Tp. count	Ev. count	passed
1.	Trafo2-1 Curve #1(136dBuV) 0_03 - 150_0 kHz, 5_0 %.CAL	176/177	1	no

Coupling device: 1

Model Trafo2-1
Sno
Note 60VAC, 50ADC max
Frequency range 0.010 .. 250.000 kHz
Coupling port DC-Port
description

Diagrams

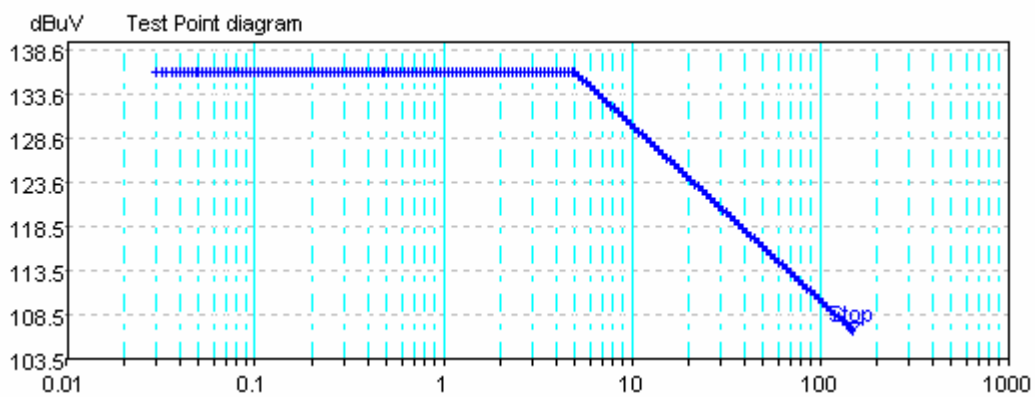


Table of events : 1

no.	Events	Frequency [kHz]	Level [dBuV]	Comment
1	Stop	150.000	106.5	

Table of Test points : 176

no.	Frequency [kHz]	Level [dBuV]
1	0.030	136.0
2	0.032	136.0
3	0.034	136.0
4	0.036	136.0
5	0.038	136.0
6	0.040	136.0
7	0.042	136.0
8	0.044	136.0
9	0.046	136.0
10	0.048	136.0
11	0.050	136.0
12	0.052	136.0
13	0.055	136.0
14	0.058	136.0
15	0.061	136.0
16	0.064	136.0
17	0.067	136.0
18	0.070	136.0
19	0.074	136.0
20	0.078	136.0
21	0.082	136.0
22	0.086	136.0
23	0.090	136.0
24	0.094	136.0
25	0.099	136.0
26	0.104	136.0
27	0.109	136.0
28	0.114	136.0
29	0.120	136.0

30	0.126	136.0
31	0.132	136.0
32	0.139	136.0
33	0.146	136.0
34	0.153	136.0
35	0.161	136.0
36	0.169	136.0
37	0.177	136.0
38	0.186	136.0
39	0.195	136.0
40	0.205	136.0
41	0.215	136.0
42	0.226	136.0
43	0.237	136.0
44	0.249	136.0
45	0.261	136.0
46	0.274	136.0
47	0.288	136.0
48	0.302	136.0
49	0.317	136.0
50	0.333	136.0
51	0.350	136.0
52	0.368	136.0
53	0.386	136.0
54	0.405	136.0
55	0.425	136.0
56	0.446	136.0
57	0.468	136.0
58	0.491	136.0
59	0.516	136.0
60	0.542	136.0
61	0.569	136.0
62	0.597	136.0
63	0.627	136.0
64	0.658	136.0
65	0.691	136.0
66	0.726	136.0
67	0.762	136.0

68	0.800	136.0
69	0.840	136.0
70	0.882	136.0
71	0.926	136.0
72	0.972	136.0
73	1.021	136.0
74	1.072	136.0
75	1.126	136.0
76	1.182	136.0
77	1.241	136.0
78	1.303	136.0
79	1.368	136.0
80	1.436	136.0
81	1.508	136.0
82	1.583	136.0
83	1.662	136.0
84	1.745	136.0
85	1.832	136.0
86	1.924	136.0
87	2.020	136.0
88	2.121	136.0
89	2.227	136.0
90	2.338	136.0
91	2.455	136.0
92	2.578	136.0
93	2.707	136.0
94	2.842	136.0
95	2.984	136.0
96	3.133	136.0
97	3.290	136.0
98	3.454	136.0
99	3.627	136.0
100	3.808	136.0
101	3.998	136.0
102	4.198	136.0
103	4.408	136.0
104	4.628	136.0
105	4.859	136.0

107	5.000	136.0
108	5.250	135.6
109	5.512	135.1
110	5.788	134.7
111	6.077	134.3
112	6.381	133.9
113	6.700	133.5
114	7.035	133.0
115	7.387	132.6
116	7.756	132.2
117	8.144	131.8
118	8.551	131.3
119	8.979	130.9
120	9.428	130.5
121	9.899	130.1
122	10.394	129.6
123	10.914	129.2
124	11.460	128.8
125	12.033	128.4
126	12.635	127.9
127	13.267	127.5
128	13.930	127.1
129	14.626	126.7
130	15.357	126.3
131	16.125	125.8
132	16.931	125.4
133	17.778	125.0
134	18.667	124.6
135	19.600	124.2
136	20.580	123.7
137	21.609	123.3
138	22.689	122.9
139	23.823	122.4
140	25.014	122.0
141	26.265	121.6
142	27.578	121.2
143	28.957	120.8
144	30.405	120.3

145	31.925	119.9
146	33.521	119.5
147	35.197	119.1
148	36.957	118.7
149	38.805	118.2
150	40.745	117.8
151	42.782	117.4
152	44.921	116.9
153	47.167	116.5
154	49.525	116.1
155	52.001	115.7
156	54.601	115.3
157	57.331	114.8
158	60.198	114.4
159	63.208	114.0
160	66.368	113.6
161	69.686	113.1
162	73.170	112.7
163	76.828	112.3
164	80.669	111.9
165	84.702	111.4
166	88.937	111.0
167	93.384	110.6
168	98.053	110.2
169	102.956	109.8
170	108.104	109.3
171	113.509	108.9
172	119.184	108.5
173	125.143	108.1
174	131.400	107.6
175	137.970	107.2
176	144.868	106.8
177	150.000	106.5

L2 to L3 test data:

Test center CCS

TEST REPORT

Report No. : 90608001

Standard MIL STD-461E/F CS101
Test object 10.4" Industrial panel PC
 EMiiW2400 TR-V1 / EMiiW2400-TR-V1-H
Customer iTech.
Test engineer Eric
Recorded August 20, 2009 1:04:34 pm , with ICD 3.50.11
Test equipment 1.) EM TEST AG, CWS 500E, RE9E0E9Q9A
Result file C:\EMTEST\ICD350\RESULT\11.prj
Description class : A
Result Test passed

Testfile

Name curve 1 136dbuv ac 5%.nrm
Path c:\emtest\icd350\standard\automotive\international\iso\cns
 9589\complete\mil-std-461f\cs 101\curve 1 136dbuv ac 5%.nrm

Modification date 2009/7/8 01:59:46

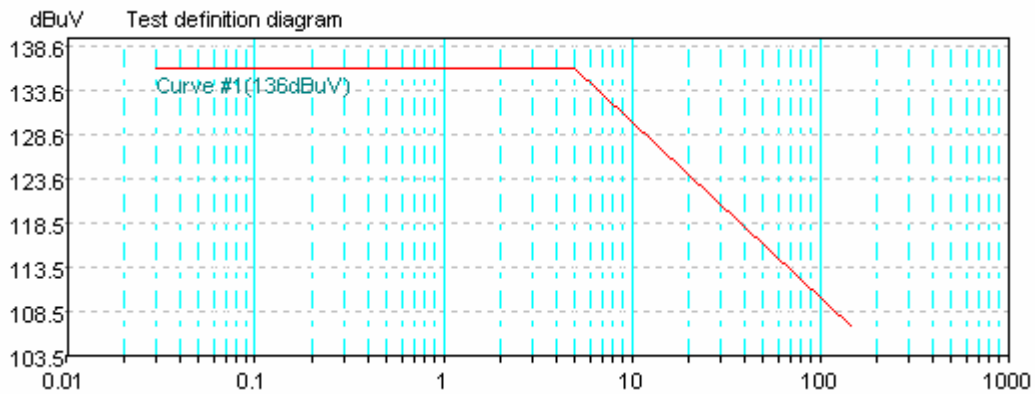
Climatic condition

Temperature 23
Humidity 54
Pressure 1020

Test Values

no.	title	F1 [kHz]	L1 [dBuV]	F2 [kHz]	L2 [dBuV]	F-step [kHz]	td [s]	tp [s]	Modulation
1.	Curve #1(136dBuV)	0.030	136.0	5.000	136.0	5.0 %	3.0 s	0.0 s	CW
2.		5.000	136.0	150.000	106.5	5.0 %	3.0 s	0.0 s	CW

Diagrams



Test summary

no.	Calibration file	Tp. count	Ev. count	passed
1.	Trafo2-1 Curve #1(136dBuV) 0_03 - 150_0 kHz, 5_0 %.CAL	176/177	1	no

Coupling device: 1

Model Trafo2-1
Sno
Note 60VAC, 50ADC max
Frequency range 0.010 .. 250.000 kHz
Coupling port DC-Port
description

Diagrams

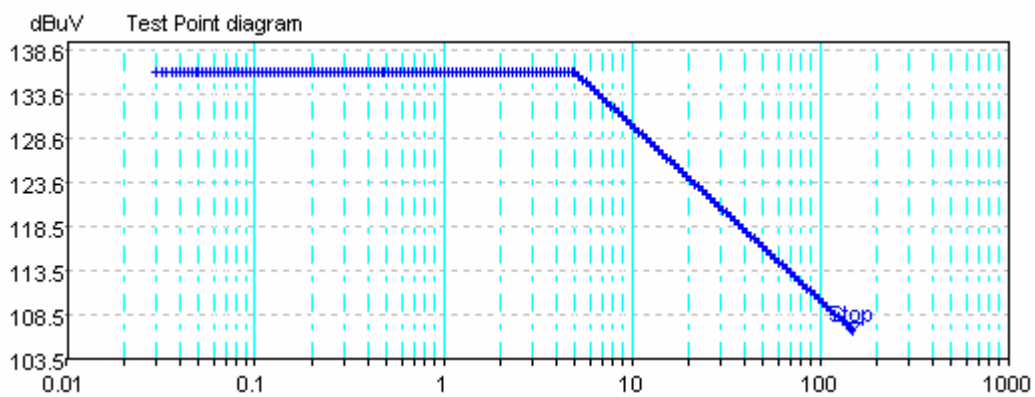


Table of events : 1

no.	Events	Frequency [kHz]	Level [dBuV]	Comment
1	Stop	150.000	106.5	

Table of Test points : 176

no.	Frequency [kHz]	Level [dBuV]
1	0.030	136.0
2	0.032	136.0
3	0.034	136.0
4	0.036	136.0
5	0.038	136.0
6	0.040	136.0
7	0.042	136.0
8	0.044	136.0
9	0.046	136.0
10	0.048	136.0
11	0.050	136.0
12	0.052	136.0
13	0.055	136.0
14	0.058	136.0
15	0.061	136.0
16	0.064	136.0
17	0.067	136.0
18	0.070	136.0
19	0.074	136.0
20	0.078	136.0
21	0.082	136.0
22	0.086	136.0
23	0.090	136.0
24	0.094	136.0
25	0.099	136.0
26	0.104	136.0
27	0.109	136.0
28	0.114	136.0
29	0.120	136.0

30	0.126	136.0
31	0.132	136.0
32	0.139	136.0
33	0.146	136.0
34	0.153	136.0
35	0.161	136.0
36	0.169	136.0
37	0.177	136.0
38	0.186	136.0
39	0.195	136.0
40	0.205	136.0
41	0.215	136.0
42	0.226	136.0
43	0.237	136.0
44	0.249	136.0
45	0.261	136.0
46	0.274	136.0
47	0.288	136.0
48	0.302	136.0
49	0.317	136.0
50	0.333	136.0
51	0.350	136.0
52	0.368	136.0
53	0.386	136.0
54	0.405	136.0
55	0.425	136.0
56	0.446	136.0
57	0.468	136.0
58	0.491	136.0
59	0.516	136.0
60	0.542	136.0
61	0.569	136.0
62	0.597	136.0
63	0.627	136.0
64	0.658	136.0
65	0.691	136.0
66	0.726	136.0
67	0.762	136.0

68	0.800	136.0
69	0.840	136.0
70	0.882	136.0
71	0.926	136.0
72	0.972	136.0
73	1.021	136.0
74	1.072	136.0
75	1.126	136.0
76	1.182	136.0
77	1.241	136.0
78	1.303	136.0
79	1.368	136.0
80	1.436	136.0
81	1.508	136.0
82	1.583	136.0
83	1.662	136.0
84	1.745	136.0
85	1.832	136.0
86	1.924	136.0
87	2.020	136.0
88	2.121	136.0
89	2.227	136.0
90	2.338	136.0
91	2.455	136.0
92	2.578	136.0
93	2.707	136.0
94	2.842	136.0
95	2.984	136.0
96	3.133	136.0
97	3.290	136.0
98	3.454	136.0
99	3.627	136.0
100	3.808	136.0
101	3.998	136.0
102	4.198	136.0
103	4.408	136.0
104	4.628	136.0
105	4.859	136.0

107	5.000	136.0
108	5.250	135.6
109	5.512	135.1
110	5.788	134.7
111	6.077	134.3
112	6.381	133.9
113	6.700	133.5
114	7.035	133.0
115	7.387	132.6
116	7.756	132.2
117	8.144	131.8
118	8.551	131.3
119	8.979	130.9
120	9.428	130.5
121	9.899	130.1
122	10.394	129.6
123	10.914	129.2
124	11.460	128.8
125	12.033	128.4
126	12.635	127.9
127	13.267	127.5
128	13.930	127.1
129	14.626	126.7
130	15.357	126.3
131	16.125	125.8
132	16.931	125.4
133	17.778	125.0
134	18.667	124.6
135	19.600	124.2
136	20.580	123.7
137	21.609	123.3
138	22.689	122.9
139	23.823	122.4
140	25.014	122.0
141	26.265	121.6
142	27.578	121.2
143	28.957	120.8
144	30.405	120.3

145	31.925	119.9
146	33.521	119.5
147	35.197	119.1
148	36.957	118.7
149	38.805	118.2
150	40.745	117.8
151	42.782	117.4
152	44.921	116.9
153	47.167	116.5
154	49.525	116.1
155	52.001	115.7
156	54.601	115.3
157	57.331	114.8
158	60.198	114.4
159	63.208	114.0
160	66.368	113.6
161	69.686	113.1
162	73.170	112.7
163	76.828	112.3
164	80.669	111.9
165	84.702	111.4
166	88.937	111.0
167	93.384	110.6
168	98.053	110.2
169	102.956	109.8
170	108.104	109.3
171	113.509	108.9
172	119.184	108.5
173	125.143	108.1
174	131.400	107.6
175	137.970	107.2
176	144.868	106.8
177	150.000	106.5

L3 to L2 test data:

Test center CCS

TEST REPORT

Report No. : 90608001

Standard MIL STD-461E/F CS101
Test object 10.4" Industrial Display
 EMiiW2400 TR-V1 / EMiiW2400-TR-V1-H
Customer iTech.
Test engineer Eric
Recorded August 20, 2009 1:15:44 pm , with ICD 3.50.11
Test equipment 1.) EM TEST AG, CWS 500E, RE9E0E9Q9A
Result file C:\EMTEST\ICD350\RESULT\11.prj
Description class : A
Result Test passed

Testfile

Name curve 1 136dbuv ac 5%.nrm
Path c:\emtest\icd350\standard\automotive\international\iso\cns
 9589\complete\mil-std-461f\cs 101\curve 1 136dbuv ac 5%.nrm

Modification date 2009/7/8 01:59:46

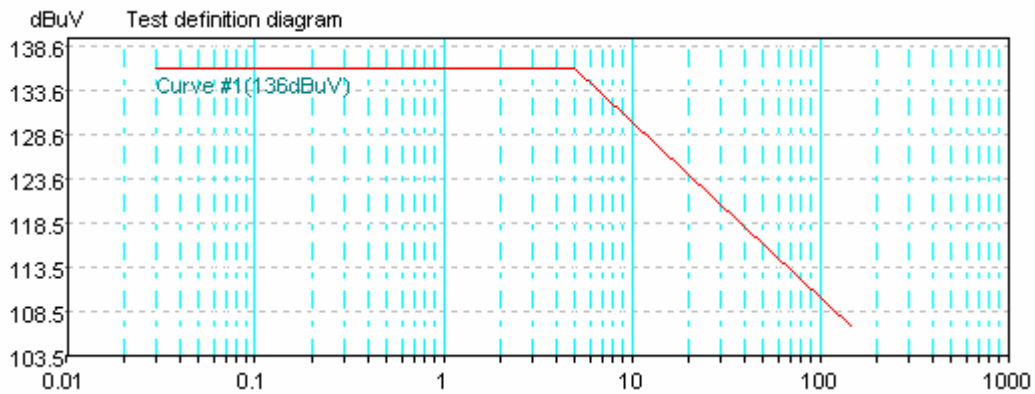
Climatic condition

Temperature 23
Humidity 54
Pressure 1020

Test Values

no.	title	F1 [kHz]	L1 [dBuV]	F2 [kHz]	L2 [dBuV]	F-step [kHz]	td [s]	tp [s]	Modulation
1.	Curve #1(136dBuV)	0.030	136.0	5.000	136.0	5.0 %	3.0 s	0.0 s	CW
2.		5.000	136.0	150.000	106.5	5.0 %	3.0 s	0.0 s	CW

Diagrams



Test summary

no.	Calibration file	Tp. count	Ev. count	passed
1.	Trafo2-1 Curve #1(136dBuV) 0_03 - 150_0 kHz, 5_0 %.CAL	176/177	1	no

Coupling device: 1

Model Trafo2-1
Sno
Note 60VAC, 50ADC max
Frequency range 0.010 .. 250.000 kHz
Coupling port DC-Port
description

Diagrams

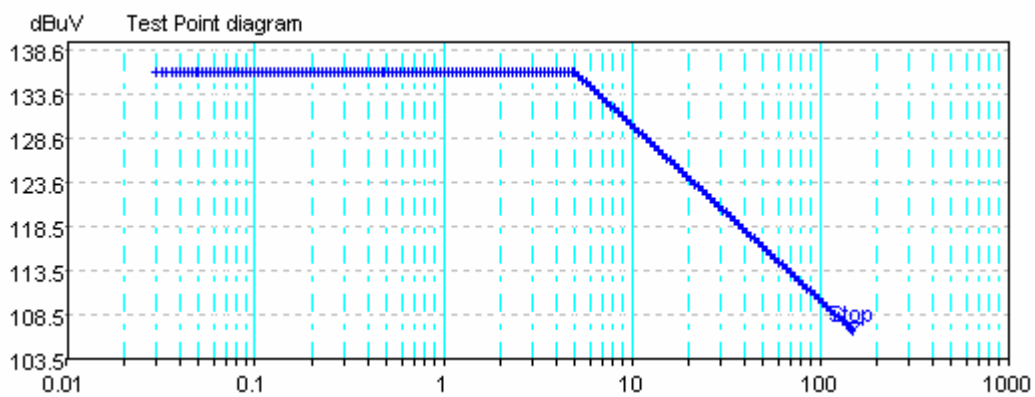


Table of events : 1

no.	Events	Frequency [kHz]	Level [dBuV]	Comment
1	Stop	150.000	106.5	

Table of Test points : 176

no.	Frequency [kHz]	Level [dBuV]
1	0.030	136.0
2	0.032	136.0
3	0.034	136.0
4	0.036	136.0
5	0.038	136.0
6	0.040	136.0
7	0.042	136.0
8	0.044	136.0
9	0.046	136.0
10	0.048	136.0
11	0.050	136.0
12	0.052	136.0
13	0.055	136.0
14	0.058	136.0
15	0.061	136.0
16	0.064	136.0
17	0.067	136.0
18	0.070	136.0
19	0.074	136.0
20	0.078	136.0
21	0.082	136.0
22	0.086	136.0
23	0.090	136.0
24	0.094	136.0
25	0.099	136.0
26	0.104	136.0
27	0.109	136.0
28	0.114	136.0
29	0.120	136.0

30	0.126	136.0
31	0.132	136.0
32	0.139	136.0
33	0.146	136.0
34	0.153	136.0
35	0.161	136.0
36	0.169	136.0
37	0.177	136.0
38	0.186	136.0
39	0.195	136.0
40	0.205	136.0
41	0.215	136.0
42	0.226	136.0
43	0.237	136.0
44	0.249	136.0
45	0.261	136.0
46	0.274	136.0
47	0.288	136.0
48	0.302	136.0
49	0.317	136.0
50	0.333	136.0
51	0.350	136.0
52	0.368	136.0
53	0.386	136.0
54	0.405	136.0
55	0.425	136.0
56	0.446	136.0
57	0.468	136.0
58	0.491	136.0
59	0.516	136.0
60	0.542	136.0
61	0.569	136.0
62	0.597	136.0
63	0.627	136.0
64	0.658	136.0
65	0.691	136.0
66	0.726	136.0
67	0.762	136.0

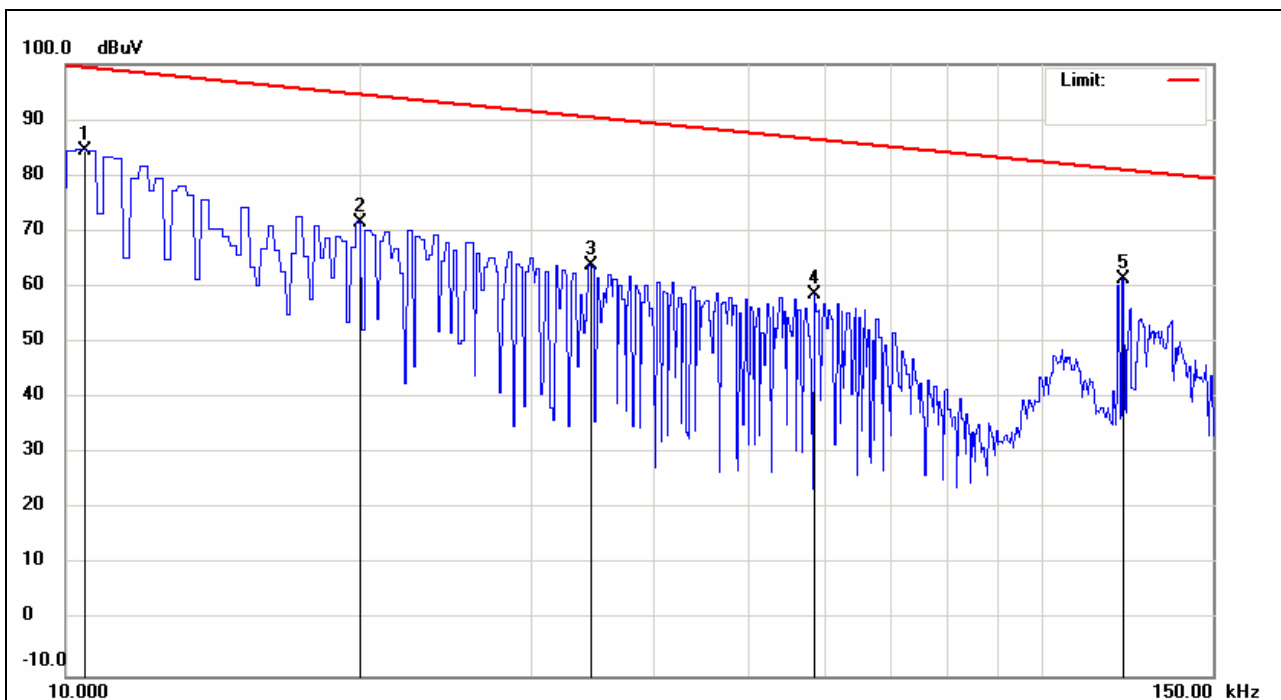
68	0.800	136.0
69	0.840	136.0
70	0.882	136.0
71	0.926	136.0
72	0.972	136.0
73	1.021	136.0
74	1.072	136.0
75	1.126	136.0
76	1.182	136.0
77	1.241	136.0
78	1.303	136.0
79	1.368	136.0
80	1.436	136.0
81	1.508	136.0
82	1.583	136.0
83	1.662	136.0
84	1.745	136.0
85	1.832	136.0
86	1.924	136.0
87	2.020	136.0
88	2.121	136.0
89	2.227	136.0
90	2.338	136.0
91	2.455	136.0
92	2.578	136.0
93	2.707	136.0
94	2.842	136.0
95	2.984	136.0
96	3.133	136.0
97	3.290	136.0
98	3.454	136.0
99	3.627	136.0
100	3.808	136.0
101	3.998	136.0
102	4.198	136.0
103	4.408	136.0
104	4.628	136.0
105	4.859	136.0

107	5.000	136.0
108	5.250	135.6
109	5.512	135.1
110	5.788	134.7
111	6.077	134.3
112	6.381	133.9
113	6.700	133.5
114	7.035	133.0
115	7.387	132.6
116	7.756	132.2
117	8.144	131.8
118	8.551	131.3
119	8.979	130.9
120	9.428	130.5
121	9.899	130.1
122	10.394	129.6
123	10.914	129.2
124	11.460	128.8
125	12.033	128.4
126	12.635	127.9
127	13.267	127.5
128	13.930	127.1
129	14.626	126.7
130	15.357	126.3
131	16.125	125.8
132	16.931	125.4
133	17.778	125.0
134	18.667	124.6
135	19.600	124.2
136	20.580	123.7
137	21.609	123.3
138	22.689	122.9
139	23.823	122.4
140	25.014	122.0
141	26.265	121.6
142	27.578	121.2
143	28.957	120.8
144	30.405	120.3

145	31.925	119.9
146	33.521	119.5
147	35.197	119.1
148	36.957	118.7
149	38.805	118.2
150	40.745	117.8
151	42.782	117.4
152	44.921	116.9
153	47.167	116.5
154	49.525	116.1
155	52.001	115.7
156	54.601	115.3
157	57.331	114.8
158	60.198	114.4
159	63.208	114.0
160	66.368	113.6
161	69.686	113.1
162	73.170	112.7
163	76.828	112.3
164	80.669	111.9
165	84.702	111.4
166	88.937	111.0
167	93.384	110.6
168	98.053	110.2
169	102.956	109.8
170	108.104	109.3
171	113.509	108.9
172	119.184	108.5
173	125.143	108.1
174	131.400	107.6
175	137.970	107.2
176	144.868	106.8
177	150.000	106.5

TEST RESULTS*No non-compliance noted***Test Data****0.01MHz-0.15MHz-L1**

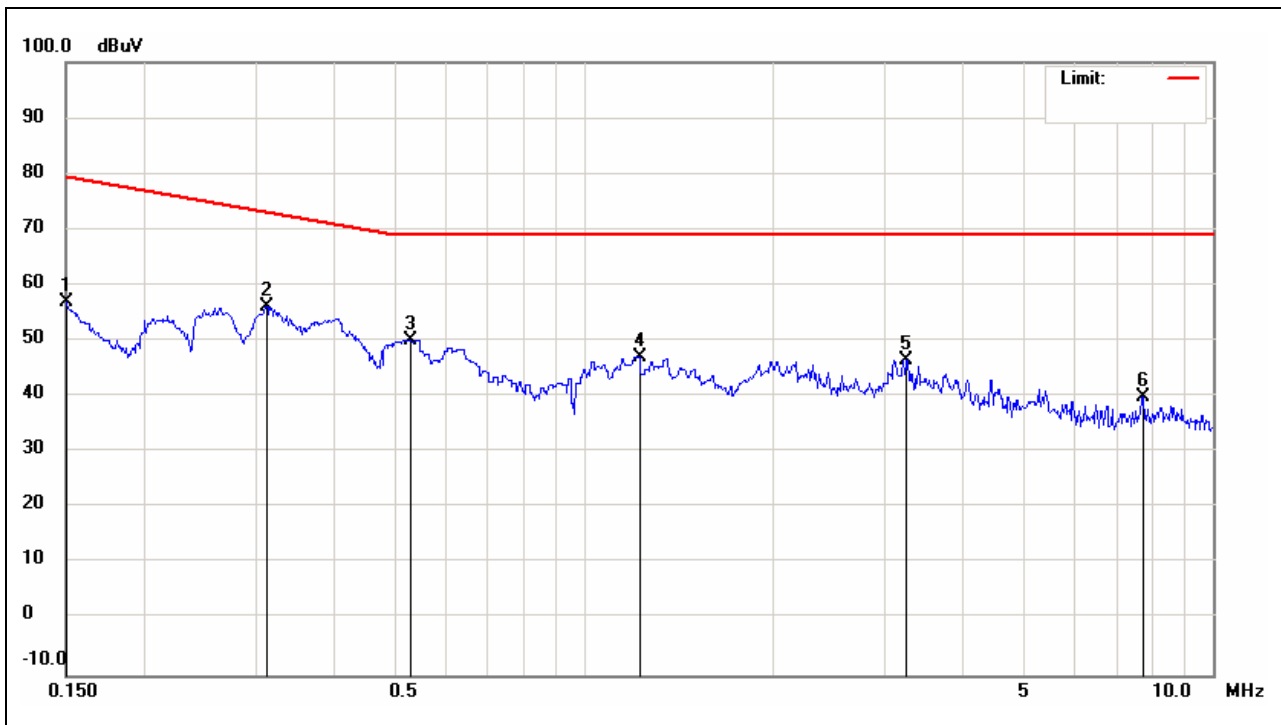
Job No.:	90608001	Polarization:	L1
Standard:	MIL-STD-461E/F CE102 (AC&DC)-220V	Power Source:	AC 240V/50Hz
Test item:	Conduction Test	Date:	2009/6/25
Temp.(°C)/Hum.(%):	22(°C)/51%	Time:	下午 04:53:30
Company:	iTech.	Engineer	Chris
		Signature:	
Trade Name:	iTech	Distance:	
Model:	EMiIW2400 TR-V1 EMiIW2400-TR-V1-H	RBW: 1kHz	VBW: 1kHz
Description:	Full Load		



No.	Frequency (KHz)	Reading (dBuV)	Factor (dB)	Result (dBuV)	Limit (dBuV)	Margin (dB)	Detector	P/F	Remark
1	10.4670	84.00	0.60	84.60	102.60	-18.00	peak	P	
2	20.0330	71.01	0.54	71.55	96.96	-25.41	peak	P	
3	34.5000	63.37	0.46	63.83	92.24	-28.41	peak	P	
4	58.5330	58.39	0.33	58.72	87.64	-28.92	peak	P	
5	121.3000	61.13	0.10	61.23	81.31	-20.08	peak	P	

0.15MHz-10MHz-L1

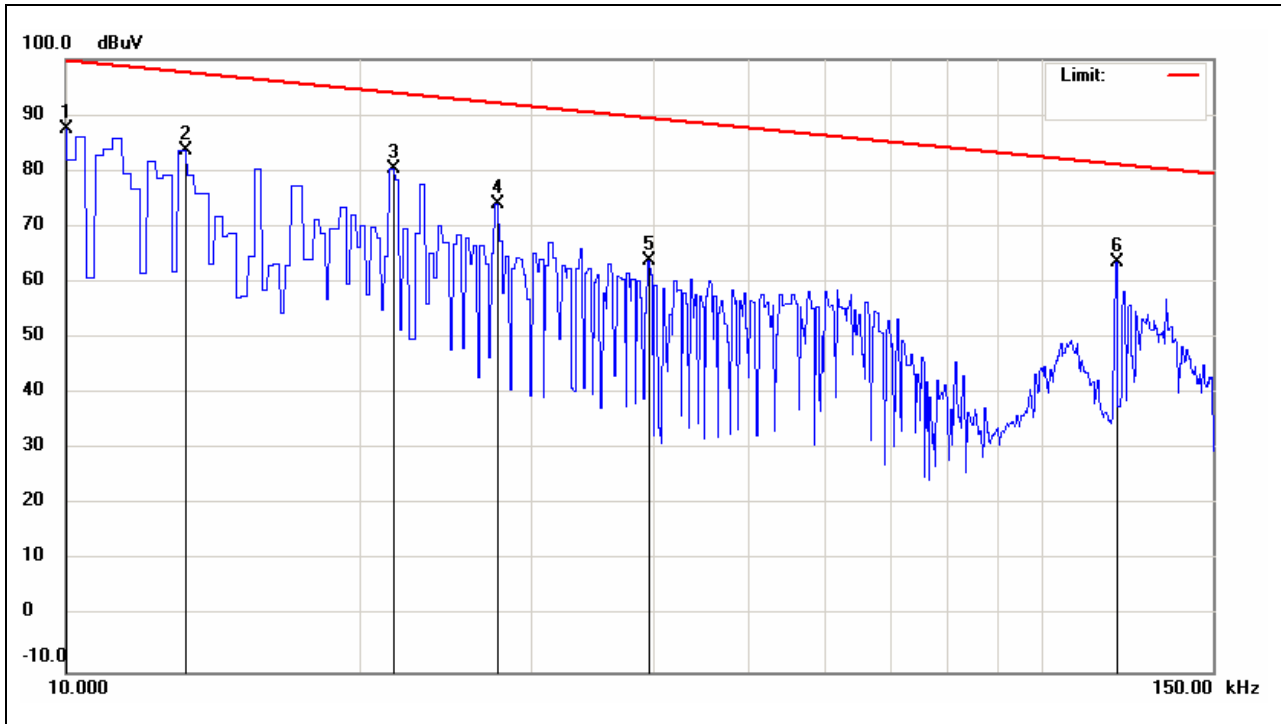
Job No.:	90608001	Polarization:	L1
Standard:	MIL-STD-461E/F CE102 (AC&DC)-220V	Power Source:	AC 240V/50Hz
Test item:	Conduction Test	Date:	2009/6/25
Temp.(°C)/Hum.(%):	22(°C)/51%	Time:	下午 05:04:41
Company:	iTech.	Engineer	Chris
		Signature:	
Trade Name:	iTech	Distance:	
Model:	EMiIW2400 TR-V1 EMiIW2400-TR-V1-H	RBW: 10kHz	VBW: 10kHz
Description:	Full Load		



No.	Frequency (MHz)	Reading (dBuV)	Factor (dB)	Result (dBuV)	Limit (dBuV)	Margin (dB)	Detector	P/F	Remark
1	0.1500	56.92	0.10	57.02	79.46	-22.44	peak	P	
2	0.3116	56.15	0.10	56.25	73.11	-16.86	peak	P	
3	0.5300	50.00	0.10	50.10	69.00	-18.90	peak	P	
4	1.2200	47.08	0.10	47.18	69.00	-21.82	peak	P	
5	3.2525	46.48	0.16	46.64	69.00	-22.36	peak	P	
6	7.7083	39.53	0.45	39.98	69.00	-29.02	peak	P	

0.01MHz-0.15MHz-L2

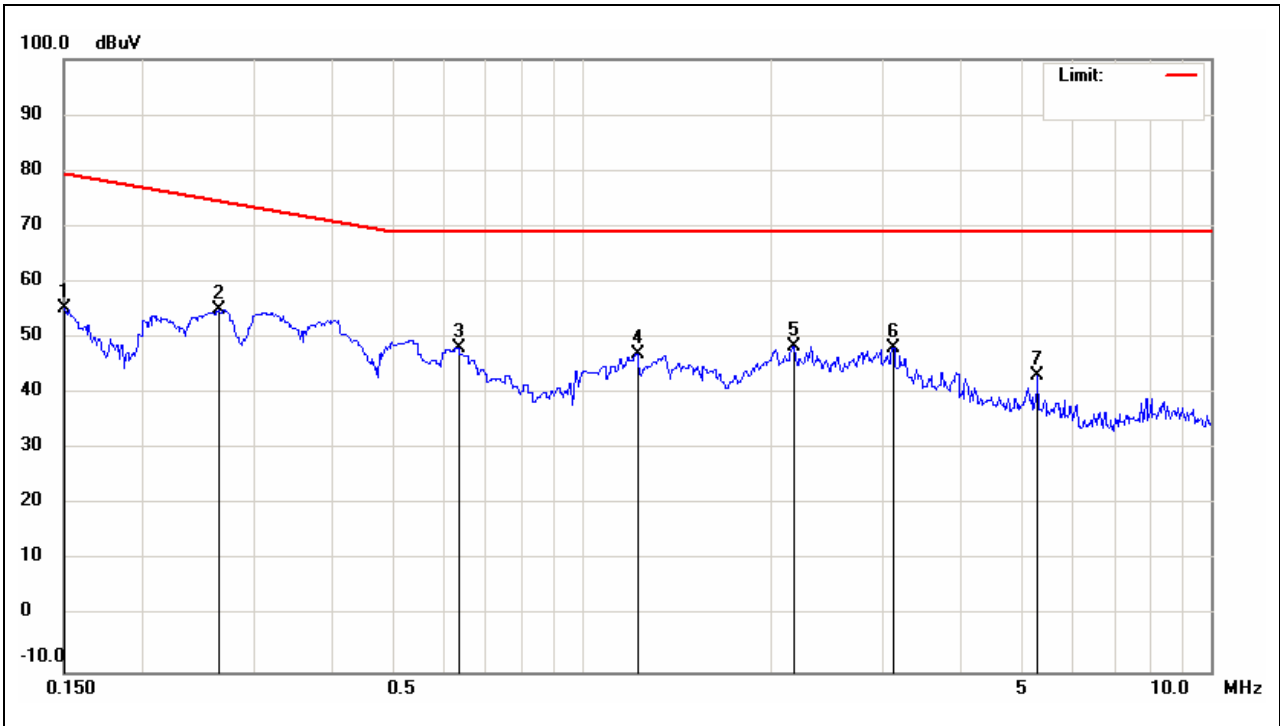
Job No.:	90608001	Polarization:	L2
Standard:	MIL-STD-461E/F CE102 (AC&DC)-220V	Power Source:	AC 240V/50Hz
Test item:	Conduction Test	Date:	2009/6/25
Temp.(°C)/Hum.(%):	22(°C)/51%	Time:	下午 05:09:10
Company:	iTech.	Engineer	Chris
		Signature:	
Trade Name:	iTech	Distance:	
Model:	EMiIW2400 TR-V1 EMiIW2400-TR-V1-H	RBW: 1kHz	VBW: 1kHz
Description:	Full Load		



No.	Frequency (KHz)	Reading (dBuV)	Factor (dB)	Result (dBuV)	Limit (dBuV)	Margin (dB)	Detector	P/F	Remark
1	10.0000	86.90	0.60	87.50	103.00	-15.50	peak	P	
2	13.2670	83.03	0.58	83.61	100.54	-16.93	peak	P	
3	21.6670	79.88	0.54	80.42	96.28	-15.86	peak	P	
4	27.7330	73.38	0.50	73.88	94.13	-20.25	peak	P	
5	39.6330	63.38	0.44	63.82	91.03	-27.21	peak	P	
6	119.2000	63.58	0.10	63.68	81.46	-17.78	peak	P	

0.15MHz-10MHz-L2

Job No.:	90608001	Polarization:	L2
Standard:	MIL-STD-461E/F CE102 (AC&DC)-220V	Power Source:	AC 240V/50Hz
Test item:	Conduction Test	Date:	2009/6/25
Temp.(°C)/Hum.(%):	22(°C)/51%	Time:	下午 05:24:31
Company:	iTech.	Engineer	Chris
		Signature:	
Trade Name:	iTech	Distance:	
Model:	EMiIW2400 TR-V1 EMiIW2400-TR-V1-H	RBW: 10kHz	VBW: 10kHz
Description:	Full Load		



No.	Frequency (MHz)	Reading (dBuV)	Factor (dB)	Result (dBuV)	Limit (dBuV)	Margin (dB)	Detector	P/F	Remark
1	0.1506	55.35	0.10	55.45	79.43	-23.98	peak	P	
2	0.2643	54.92	0.10	55.02	74.54	-19.52	peak	P	
3	0.6350	47.95	0.10	48.05	69.00	-20.95	peak	P	
4	1.2200	46.95	0.10	47.05	69.00	-21.95	peak	P	
5	2.1725	48.33	0.12	48.45	69.00	-20.55	peak	P	
6	3.1175	48.08	0.13	48.21	69.00	-20.79	peak	P	
7	5.2917	43.05	0.22	43.27	69.00	-25.73	peak	P	